



**Drivers of *Pinus sylvestris* L. regeneration following small, high-severity fire in a dry, inner-alpine valley**

Journal:	<i>Plant Biosystems</i>
Manuscript ID:	TPLB-2013-0057.R1
Manuscript Type:	Original Article
Date Submitted by the Author:	n/a
Complete List of Authors:	Vacchiano, Giorgio; Università di Torino, Department of Agricultural, Forest, and Food Sciences Lonati, Michele; Università di Torino, Department of Agricultural, Forest, and Food Sciences Berretti, Roberta; Università di Torino, Department of Agricultural, Forest, and Food Sciences Motta, Renzo; Università di Torino, Department of Agricultural, Forest, and Food Sciences
Keywords:	Ellenberg indicator values, Plant diversity, Resilience, Restoration, Wildfire

SCHOLARONE™  
Manuscripts

1  
2  
3  
4  
5  
6  
7  
8  
9  
10  
11  
12  
13  
14  
15  
16  
17  
18  
19  
20  
21  
22  
23  
24  
25  
26  
27  
28  
29  
30  
31  
32  
33  
34  
35  
36  
37  
38  
39  
40  
41  
42  
43  
44  
45  
46  
47  
48  
49  
50  
51  
52  
53  
54  
55  
56  
57  
58  
59  
60

Running title: Post-fire regeneration of Scots pine

Corresponding author: Giorgio Vacchiano

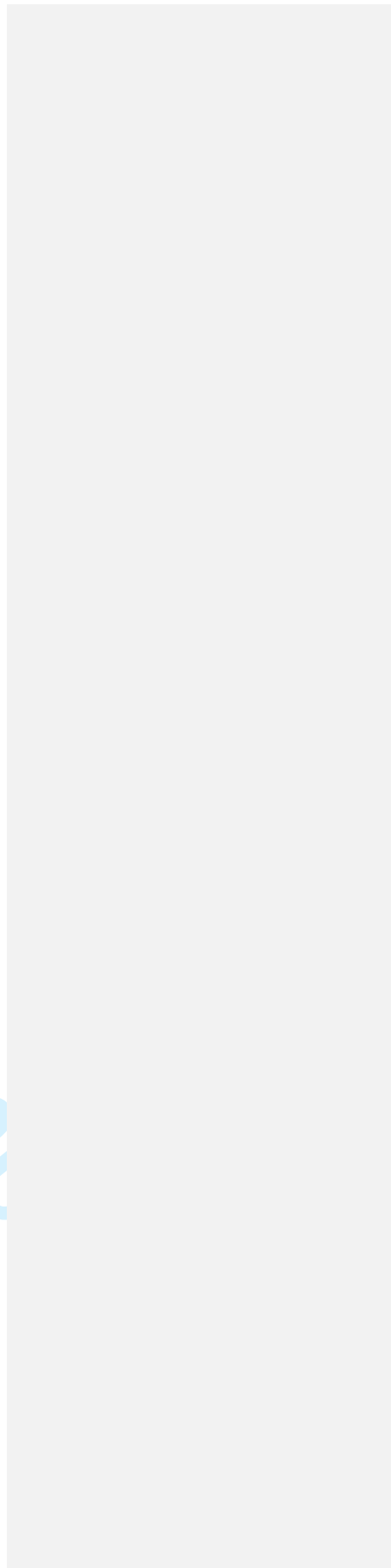
Dipartimento di Scienze Agrarie, Forestali e Alimentari. Università degli Studi di Torino. Via da Vinci 44, I-10095 Grugliasco (TO), Italy.

email [giorgio.vacchiano@unito.it](mailto:giorgio.vacchiano@unito.it)

tel +39 011 6705536

fax +39 011 6705556

For Peer Review Only



# Drivers of *Pinus sylvestris* L. regeneration following small, high-severity fire in a dry, inner-alpine valley

Giorgio VACCHIANO, Michele LONATI, Roberta BERRETTI, Renzo MOTTA

## Abstract

In dry, inner-alpine valleys, regeneration of Scots pine after large, high-severity fires is limited by seed dispersal distance. When dispersal limitations are relaxed (small fires), colonization dynamics of Scots pine remain unclear. Our aims were: (1) to assess the regeneration niche of Scots pine seedlings following small fires in a dry, inner-alpine valley, and (2) to measure the influence of competition, drought, fertility, and soil pH on pine colonization. We sampled pine seedlings in six high-severity fires (1962-2006), where distance from the unburned edge was <60 m. We modeled seedling density as a function of topography and soil cover by means of Generalized Linear Models (GLM). Ellenberg indicator values (EIV) for light, moisture, soil pH, and fertility were computed from vegetation sampling at each plot, and used as additional predictors of seedling density. Pine colonization was initially slow due to drought, and peaked 16 years after fire. The inclusion of EIV provided +31% of explained deviance in models of seedling density. Herb cover and soil moisture were the most important predictors. Scots pine regenerates successfully following small, high-severity fires, albeit slowly due to unfavorable water balance. Hence, restoration by artificial regeneration may not be necessary when seed dispersal is ensured.

## Keywords

*Ellenberg indicator values; plant diversity; resilience; restoration; wildfire*

1  
2  
3  
4  
5  
6  
7 Scots pine (*Pinus sylvestris* L.) forests have a wide distribution and ecological  
8  
9 amplitude in the northern hemisphere. In the southern Alps, Scots pine behaves as  
10  
11 a pioneer species and establishes after disturbances and in abandoned agricultural  
12  
13 lands. The only exceptions are dry (rainfall  $<700$  mm year<sup>-1</sup>), inner alpine valleys,  
14  
15 where pine is a strong competitor with respect to other conifers, and may form  
16  
17 stable communities (Ozenda 1985). These forests are not very productive but  
18  
19 provide important ecosystem services (Vacchiano et al. 2008a, 2008b).

20 Both primary and secondary pine forests in the inner alpine valleys have  
21  
22 experienced, in the last decades, high mortality rates related to forest decline  
23  
24 (Bigler et al. 2006; Rigling et al. 2012; Vacchiano et al. 2012).

25  
26 ~~Besides~~Additionally, these fire-prone ecosystems have undergone an increase in  
27  
28 the frequency and intensity of forest fires, due to both anthropogenic and climatic  
29  
30 causes (Zumbrunnen et al. 2009, 2011). Forest restoration is therefore an  
31  
32 important ecological and social issue (Beghin et al. 2010).

33  
34 Lagging or absent Scots pine colonization was observed in mountain regions  
35  
36 throughout Southern Europe following large, high-severity wildfires ( $>300$  ha:  
37  
38 Retana et al. 2002; Rodrigo et al. 2004; Moser et al. 2010). The main causes have  
39  
40 been attributed to: (1) scarce resistance of seeds to the high temperatures attained  
41  
42 during intense wildfires (Habrouk et al. 1999), and (2) limited dispersal distance,  
43  
44 i.e.,  $<60$  m from the parent trees, with the exception of rare, long-distance  
45  
46 dispersal events (Debain et al. 2007; Vilà-Cabrera et al. 2012).

47  
48 On the other hand, contradictory evidence exists regarding Scots pine colonization  
49  
50 following small wildfires, i.e., when parent trees are closer than the maximum  
51  
52 dispersal distance. In the Alps, there is evidence of both abundant (Beghin et al.  
53  
54 2010, 28 ha fire) and scarce regeneration in fires of comparable size (Kipfer et al.  
55  
56 2011, 2 to 25 ha). Such discrepancies likely result from additional limiting factors

1  
2  
3  
4  
5  
6  
7 that may or may not be locally important, e.g., poor soil water balance (Oleskog  
8 and Sahlén 2000; Castro et al. 2005), competition vs. facilitation by herbs or  
9 shrubs (Vickers and Palmer 2000; Nuñez et al. 2003; Hille and Den Ouden 2004),  
10 seedling mortality caused by drought or solar radiation (Castro et al. 2004; Moser  
11 et al. 2010), or adverse fire effects on micorrhiza (Kipfer et al. 2010; Pérez-  
12 Cabello et al. 2010).

13  
14  
15  
16  
17  
18 Small fires represent a minor part of total area burned in the southern alpine  
19 domain, but their frequency is high (Zumbrunnen et al. 2009; Valese et al. 2011),  
20 due to fire suppression activities and landscape fragmentation. Conclusive  
21 evidence about the abiotic factors that limit Scots pine regeneration following  
22 small, high-severity fires (i.e., causing 100% canopy mortality) is needed. Insights  
23 into the functional ecology of the species based on field performance of early  
24 regeneration (i.e., seedlings) may enhance the success and cost-effectiveness of  
25 restoration (Oliet and Jacobs 2012) following commonly occurring fire  
26 disturbances in human-impacted mountain regions.

27  
28  
29  
30  
31  
32  
33  
34  
35  
36 The aims of this paper are (1) to assess vegetation dynamics of the herbaceous,  
37 shrub, and tree layers following small high-severity fires in inner-alpine Scots  
38 pine forests: the abundance and temporal colonization dynamics of early Scots  
39 pine regeneration in dry, inner-alpine Scots pine forests following small high-  
40 severity fires; and (2) to assess the relative importance of potential limiting  
41 factors, such as site fertility, competition, soil moisture, and soil reaction, on Scots  
42 pine regeneration. We used Ellenberg's (1992) indicator values (EIV) as proxies  
43 for light intensity, soil moisture, fertility, and pH at each site, with the additional  
44 objective of testing whether the inclusion of EIV would improve the accuracy of  
45 regeneration models.

## Materials and methods

### 1) Site selection and study area

From a regional database of wildfires in Valle d'Aosta, Italy (source: Corpo Forestale Regione Autonoma Valle d'Aosta, Nucleo Antincendi Boschivi) we selected all fires that occurred in Scots pine forests between 1962 and 2010. In order to control for undesired variability ([e.g., Fernandez Calzado et al. 2012](#)), we subsetted the sample to sites similar in elevation (i.e., 1100 to 1600 m a.s.l.), aspect (southerly), fire behavior (crown fire), and post-fire treatment, i.e., salvage logging 1-4 years after fire (Beghin et al. 2010). Between-site variation of other abiotic factors (e.g., soil type, pre-fire forest cover type) was minimized by selecting fires at a maximum distance of 5 km between one another. We also assumed homogeneity of pre-fire understory community based on the proximity of the sites, and on the fact that mature, closed-canopy stands of Scots pine in ecologically similar sites should be associated to homogenous edaphic conditions. The selected fires (N =6) occurred between March and September of their respective year (1962 to 2006). Area burned by crown fire was 41 ha on average. The shape of fire perimeters was such that, in each fire, most of the burned area was <60 m from the unburned edge (Table I). In the two largest fires, we restricted our analysis to a buffer within 60 m from the unburned edge, so that successful seed dispersal was ensured.

(Table I)

~~Burned areas are located in the neighboring municipalities of Verrayes and Saint-Denis.~~ Mean annual precipitation is around 600 mm, and mean annual

1  
2  
3  
4  
5  
6  
7 temperature is 10° C. Soils are classified as entisols (Beghin et al. 2010). Pine  
8 stands belong to the *Ononido-Pinion* alliance (Blasi 2010), that is described as a  
9 xerothermic woodland of colline to montane altitudes on alkaline soils,  
10 geographically centered on the dry valleys of the inner Alps (Braun-Blanquet  
11 1961; Mucina et al. 1993). The canopy is composed almost exclusively of  
12 relatively short Scots pine; *Archtostryphos uva-ursi* is frequent in the shrub layer  
13 (Filipello et al. 1985). In all sites, browsing of the terminal shoots, fraying, and  
14 bark stripping by wild ungulates are very rare.  
15  
16  
17  
18  
19  
20  
21  
22  
23  
24

## 25 2) Data collection

26  
27 We used individual fires as treatment, similarly to previous research in post-fire  
28 regeneration dynamics (Capitanio and Carcaillet 2008; González-Tagle et al.  
29 2008). Lack of true replication is common in wildfire research (Van Mangtem et  
30 al. 2001): natural fire is a rare event, and true replicates (i.e., fires of the same age  
31 with none or minimal site variation between them) are hard to find. Moreover, in  
32 our study the number of wildfire events satisfying the conditions for site selection  
33 was very limited.  
34  
35  
36  
37  
38  
39

40 We randomly established 5 circular plots (radius = 5m) within each fire perimeter,  
41 providing a minimum distance of 25 m between plots to avoid spatial  
42 autocorrelation, and a maximum distance of 60 m from the unburned forest edge,  
43 in order to ensure the arrival of pine seeds dispersed by the wind. Total number of  
44 plots was 30. Sampling was carried out in summer 2011. In each plot we  
45 measured the following variables:  
46  
47  
48  
49  
50  
51

52 (a) site: elevation, aspect (subsequently linearized as Heatload Index:

53 McCune and Keon 2002), percent cover of bare soil, herbaceous, lower  
54  
55  
56  
57  
58  
59  
60

shrub (height  $\leq 130$  cm, excluding pine seedlings), upper shrub (height between 130 and 500 cm), and tree ( $>500$  cm) layers;

(b) regeneration: height and root collar diameter (RCD) of all pine seedlings and small saplings (height  $\leq 130$  cm; hereafter, "seedlings");

(c) vegetation: presence-absence and visually estimated cover of each species in the herbaceous, lower shrub (excluding pine seedlings), upper shrub, and tree layers. Species with very low cover ( $<1\%$ ) were registered as rare ('+'), according to Braun-Blanquet (1932). Floristic nomenclature followed Pignatti (1982).

### 3) Data analysis

In order to understand the effect of time since fire on plant succession in the study area, we carried out an indirect gradient analysis (Cárni et al. 2011) of species cover data, by means of nonmetric multidimensional scaling (NMS) with Varimax rotation (Legendre and Legendre 1998). Species with very low cover ('+') were assigned using a 0.3% weight (Reichelt and Williams 1973; Tasser and Tappeiner 2005). NMS was run in PCORD 4.17 (McCune and Mefford 1999) with the following configuration: Sorensen distance with Bray-Curtis dissimilarity index, 200 runs with real data, max 250 iterations, stability criterion = 0.0005, random starting configuration, six initial dimensions (McCune and Grace, 2002).

Dimensionality was assessed by significance of a Monte-Carlo test (100 runs,  $p \leq 0.05$  where  $p$  = proportion of randomized runs with stress lower or equal than the observed stress). The ecological significance of NMS axes was assessed by Pearson's correlation with site and soil cover variables.



1  
2  
3  
4  
5  
6  
7 Ellenberg indicator values for light ~~(L)~~, moisture ~~(U)~~, soil reaction, and pH (R), and  
8 nutrient content ~~(N)~~ were associated to each species (Ellenberg et al. 1992,  
9 readapted by Pignatti 2005). Mean EIV for the herbaceous and lower shrub layers  
10 (excluding pine seedlings) were computed for each plot using both presence-  
11 absence (unweighted mean) and percent cover data (weighted mean: Diekmann  
12 2003). We assumed that pine seedlings, having a sparse cover, did not  
13 substantially affect the understory, and that current herbaceous and lower shrub  
14 composition and abundance at the plot scale was similar to that at the time of  
15 seedling emergence.

16  
17  
18  
19  
20  
21  
22  
23  
24 Following a square-root transformation to ensure normality, we assessed the  
25 effect of treatment (i.e., fire year) on pine seedling abundance, total pine cover,  
26 and EIV by univariate ANOVA with a Ryan-Einot-Gabriel-Welsch post-hoc test  
27 (alpha =0.95). Finally, in order to assess the influence of limiting factors on Scots  
28 pine seedling abundance, we fitted a Generalized Linear Model (GLM) with  
29 Poisson error distribution and log link to the following sets of variables: (1) a  
30 “reduced” model based on site variables only (i.e., topography and soil cover); (2)  
31 a “full” model including topography, site variables and unweighted EIV; (3) a  
32 “full” model including topography, site variables, and weighted EIV. We did not  
33 include in our models distance from the unburned edge, because: (a) all plots were  
34 within the dispersal range of most Scots pine seeds, i.e., 60 m (Debain et al.  
35 2007); and (b), the oldest post-fire cohorts have already reached sexual maturity  
36 (10-20 years in Scots pine: Vilà-Cabrera et al. 2012), and dispersed their seeds to  
37 neighboring sites, therefore introducing noise in the variable.

38  
39  
40  
41  
42  
43  
44  
45  
46  
47  
48  
49  
50  
51  
52  
53  
54  
55  
56  
57  
58  
59  
60

As time since fire was highly correlated to percent tree cover (Pearson's R =0.96), we excluded the first from the set of model predictors. ~~Lower and upper shrub covers were aggregated~~ In order to improve model parsimony reduce the

1  
2  
3  
4  
5  
6  
7 number of predictors and avoid model overfitting, we aggregated lower and upper  
8 shrub cover. All independent variables were standardized. GLM were assessed for  
9  
10 overall significance (omnibus test,  $p \leq 0.05$ ) and compared based on percent  
11  
12 deviance explained, Akaike's Information Criterion with small-sample correction  
13  
14 (AICC), and Bayesian Information Criterion (BIC). Effect size of individual  
15  
16 predictors was assessed by scrutinizing regression coefficients.  
17  
18  
19

## 20 21 **Results**

### 22 23 24 **1) Temporal vegetation dynamics**

25  
26  
27 A total of 165 plant species were found at all sites; the number of species per plot  
28  
29 ranged from 20 to 46. We sampled an average of 38 species (i.e., alpha-diversity)  
30  
31 5 years after fire, and only 24 species 49 years after fire, i.e., a 37% difference ( $p =$   
32  
33 0.0049, heteroschedastic t-test). Mean herbaceous, shrub (lower + upper), and  
34  
35 bare soil cover were 60%, 19% and 29% respectively (Table II). Mean EIV were  
36  
37 indicative of open, xeric sites with sub-basic soil pH and medium-low fertility.  
38  
39 Light decreased and moisture increased with time since fire. N was high in the  
40  
41 most recent fire, decreased 16-36 years from fire, and increased again in the oldest  
42  
43 fire. R did not show any clear trends (Fig. 1).  
44  
45

46 (Table I) (Figure 1)

47  
48  
49  
50 NMS (Fig. 2) suggested an ordination on 3 dimensions (final stress after 250  
51  
52 iterations: 11.49,  $p = 0.0099$ ). NMS components (Table III) were mainly  
53  
54  
55  
56  
57  
58  
59  
60

1  
2  
3  
4  
5  
6  
7 explicative of elevation (axis 1), shrub (axis 2) and tree cover, i.e., time since fire  
8  
9 (axis 3).

10  
11  
12 (Figure 2) (Table III)

13  
14  
15  
16 Following fire, sprouting broadleaves were the first to recolonize the site (i.e.,  
17  
18 downy oak *Quercus pubescens*, aspen *Populus tremula*, birch *Betula pendula*,  
19  
20 willow *Salix caprea*, ash *Fraxinus excelsior*, cherry *Prunus avium*). Therophytic  
21  
22 and nitrophilous early-seral species (e.g., *Crupina vulgaris*, *Medicago minima*,  
23  
24 *Tragopogon dubius*, *Daucus carota*), were abundant in the most recent fire, but  
25  
26 decreased 6 and 8 years after fire, to the advantage of species from meso-  
27  
28 xerophilous shrub and fringe communities (e.g., *Colutea arborescens*,  
29  
30 *Amelanchier ovalis*, *Coronilla varia*, *Hypericum perforatum*) and dry grasslands  
31  
32 (e.g., *Koeleria pyramidata*, *Centaurea scabiosa*, *Galium verum*, *Lactuca*  
33  
34 *perennis*). Only 16 and 36 years after fire did we observe an increase in species  
35  
36 from broadleaved and Scots pine forests (e.g., *Prunus avium*, *Quercus pubescens*,  
37  
38 *Astragalus monspessulanus*, *Viola rupestris*). In the oldest site we observed a  
39  
40 significant reduction of species from dry grasslands, and the appearance of species  
41  
42 from boreal acidophilous woody communities (e.g., *Picea excelsa*, *Melampyrum*  
43  
44 *sylvaticum*, *Vaccinium myrtillus*).

## 45 46 47 **2) Pine regeneration**

48  
49  
50 The density of Scots pine seedlings ranged from none in the most recent fire, to an  
51  
52 average of 1900 seedlings ha<sup>-1</sup> in the 1995 fire. While seedling density declined in  
53  
54 older fires, the cover of pine regeneration of all ages continued to increase, up to  
55

1  
2  
3  
4  
5  
6  
7 an average 61% in the oldest site, 49 years after fire (Fig. 3).  
8  
9

10 (Figure 3)  
11  
12  
13

### 14 15 16 **3) Limiting factors to pine regeneration** 17

18  
19 All regeneration models were significant (omnibus test,  $p < 0.001$ ). Deviance  
20 explained improved from 57% (reduced model) to 88% when using EIV as  
21 additional predictors (Table IV). 'Full' models had similar deviance explained,  
22 AICC, and BIC (i.e., less than 2 units apart). However, the set of significant  
23 model parameters (Table V) differed.  
24  
25  
26  
27

28  
29 In the reduced model, all site variables were significant, and positively related to  
30 seedling abundance. When using the unweighted EIV model, we observed a  
31 significant influence of moisture ( $b = 2.40$ ), soil reaction ( $b = 2.40$ ), and soil  
32 fertility ( $b = -1.96$ ), and a weaker, positive effect of herbaceous cover ( $b = 1.67$ )  
33 and heatload ( $b = 0.44$ ). In the weighted EIV model herb cover, bare soil cover,  
34 and light intensity were the most important predictors ( $b = 3.14$ ,  $-2.16$  and  $2.13$ ,  
35 respectively); a positive effect of total shrub cover ( $b = 1.44$ ) and heatload ( $b$   
36  $= 1.3$ ), and a negative effect of tree cover ( $b = -1.79$ ), were also observed.  
37  
38  
39  
40  
41  
42  
43  
44  
45  
46  
47

48 (Table IV) (Table V)  
49  
50  
51  
52  
53  
54  
55  
56  
57  
58  
59  
60

## Discussion

### 1) Temporal vegetation dynamics

In the first years after fire, we observed the dominance of ruderal nitrophilous therophytes and perennial communities (*Thero-Brachypodietea*, *Stellarietea mediae*, *Agropyretea intermedii-repentis* and *Artemisietea vulgaris* classes).

Within these classes, drought-resistant species such as *Conyza canadensis* or *Lactuca serriola* were observed, similarly to observations in other dry, inner-alpine valleys (Moser and Wohlgemuth 2006), as a likely result of high solar radiation and strong water deficit.

With increasing time since fire, a transition was observed towards perennial species of xerophytic grasslands and forest edges-ecotones (*Festuco-Brometea* and *Crataego-Prunetea*). Species from *Pyrolo-Pinetea* (i.e., Scots pine and related species) and *Quercu-Fagetea* s.l. appeared only at a second stage later in the succession, i.e., 15 years after fire.

In the oldest fires (36 and 49 years since fire), we observed the appearance of *Vaccinio-Picetea* species (i.e., *Picea* and related herbaceous species), consistently with their shade-tolerance traits, and preference for fertile soils (Hofgaard 1993). Ordination analysis confirmed that this succession of plant communities was mainly associated with the increase in tree canopy cover.

### 2) Pine regeneration

Pine seedlings were absent from the most recent fire (5 years since fire), peaked 16 years after fire, and declined in the oldest fires. Scarce regeneration of Scots pine in the first years after fire has been observed both in the Mediterranean

1  
2  
3  
4  
5  
6  
7 region (Rodrigo et al. 2004) and in the Alps (Moser et al. 2010). Scots pine is  
8 characterized by non-serotinous cones, absence of hard-coated seeds, and short-to-  
9 medium seed dispersal distances (Vilà-Cabrera et al. 2012). Once burned in an  
10 intense fire, it is dependent for recovery on seed dispersal from adjacent unburned  
11 patches (Ramon Vallejo et al. 2012). For this reason, large, high-severity fires  
12 may delay regeneration by many years (Rodrigo et al. 2004; see also Turner et al.  
13 1998).

14  
15  
16 Dispersal distance was not limiting in our study. However, the most favorable  
17 time for seedling establishment was 8 to 16 years after fire, i.e., a later (and  
18 longer) window than that found in Mediterranean ecosystems (Retana et al. 2012).  
19 Although Scots pine is a light-demanding species, seed germination and seedling  
20 survival are very sensitive to drought (Castro et al. 2005), especially in inner  
21 alpine sites, where spring and summer precipitation are scarce (Moser et al. 2010).  
22 It is likely that the extremely unfavorable soil water balance, especially during  
23 summer, has resulted in a particularly slow establishment. Once herbs and shrubs  
24 are established, however, they may act as nurse plants, buffering summer drought  
25 without reducing radiation to critical levels, as was previously observed in similar  
26 environments (Castro et al. 2004, Pardos et al. 2007).

27  
28  
29  
30  
31  
32  
33  
34  
35  
36  
37  
38  
39  
40  
41 In the older sites, pines that had established after fire have formed a closed canopy  
42 and entered a competitive exclusion phase (Oliver and Larson 1996; Vacchiano et  
43 al. 2008b). Following canopy closure and self-thinning of the main cohort, scarce  
44 or no new seedlings could establish in the understory, due to limiting light  
45 conditions. No shift in dominant tree species was observed, as had by contrast  
46 been predicted following large fires in dry Mediterranean and Alpine sites (Moser  
47 et al. 2010; Vilà-Cabrera et al. 2012). ~~As we expected, we found few or no~~  
48 ~~seedlings in these sites, because of the denser tree cover.~~

### 3) Limiting factors to pine regeneration

Regeneration models that included EIV had a better fit, indicating a significant influence of microsite conditions. Unweighted EIV produced slightly better models, and three out of four EIV were significant only when computed from presence/absence data. Previous research suggested that presence/absence data are more responsive to environmental variation than abundance data (Smartt et al. 1976; Wilson 2012). Unweighted EIV attribute a greater importance to sporadic species with high indicator power, in our case, mesophilous species that contrast with the general dryness of the area (e.g., *Fraxinus excelsior*, *Viola riviniana*, *Lathyrus montanus*). Site predictors, on the other hand, were more significant in the reduced model, likely because they captured the variability in the response that was not explained by the EIV.

The effect of model predictors was consistent with our hypotheses: a) tree cover always had a negative effect on seedling abundance, as expected for a light-demanding species such as Scots pine; b) heatload had a positive influence on pine establishment, but ~~direct solar radiation (L)light~~ was strongly limiting. This is expected in drought-prone sites, where the evapotranspiration balance is negative (Braun-Blanquet 1961, Schwabe and Kratochwil 2004); c) moisture was the strongest predictor (in the unweighted model), with higher moisture resulting in denser pine regeneration; d) herbaceous and shrub cover (when significant) were positively associated with pine density, indicating a potential facilitative effect played out by alleviating drought and evapotranspiration at ground level. pH-Soil reaction was significant in the unweighted EIV model only. Soils were homogenous across sites- However, litterfall from established pine trees can

1  
2  
3  
4  
5  
6  
7 increase topsoil acidity in the oldest fires, and Scots pine seedlings reportedly  
8 have a limited ability to cope with water limitations in more acidic soils (Bartsch  
9 1987). However, this EIV is less reliable when used in young secondary forests  
10 (Dzwonko 2001).

11  
12  
13  
14 Finally, site fertility had a strong, negative effect on pine seedling abundance.

15  
16 Scots pine is known to thrive on poorer soils (as confirmed by the positive effect  
17 of bare soil cover in the weighted model), and to be a poor competitor when site  
18 resources are more abundant (Picon-Cochard et al. 2006). N was high both in the  
19 most recent fire (post-fire fertilization: Maringer et al. 2011) and in the oldest one,  
20 likely due to litter accumulation. In these same sites, pine seedlings were scarce,  
21 even if mostly limited by U-moisture and light, respectively.

22  
23  
24  
25  
26  
27  
28 In conclusion, our study showed that even after small, high-severity fires, pine  
29 establishment is initially slow in dry, inner-alpine Valle d'Aosta (Italy), due to the  
30 unfavorable moisture regime and evapotranspiration balance. Seedling density  
31 increased with time since fire, peaked between 8 and 16 years after fire, and  
32 subsided in older fires, where post-fire trees represented the mature canopy.

33  
34  
35  
36  
37  
38  
39  
40  
41  
42  
43  
44  
45  
46  
47  
48  
49  
50  
51  
52  
53  
54  
55  
56  
57  
58  
59  
60  
61  
62  
63  
64  
65  
66  
67  
68  
69  
70  
71  
72  
73  
74  
75  
76  
77  
78  
79  
80  
81  
82  
83  
84  
85  
86  
87  
88  
89  
90  
91  
92  
93  
94  
95  
96  
97  
98  
99  
100  
101  
102  
103  
104  
105  
106  
107  
108  
109  
110  
111  
112  
113  
114  
115  
116  
117  
118  
119  
120  
121  
122  
123  
124  
125  
126  
127  
128  
129  
130  
131  
132  
133  
134  
135  
136  
137  
138  
139  
140  
141  
142  
143  
144  
145  
146  
147  
148  
149  
150  
151  
152  
153  
154  
155  
156  
157  
158  
159  
160  
161  
162  
163  
164  
165  
166  
167  
168  
169  
170  
171  
172  
173  
174  
175  
176  
177  
178  
179  
180  
181  
182  
183  
184  
185  
186  
187  
188  
189  
190  
191  
192  
193  
194  
195  
196  
197  
198  
199  
200  
201  
202  
203  
204  
205  
206  
207  
208  
209  
210  
211  
212  
213  
214  
215  
216  
217  
218  
219  
220  
221  
222  
223  
224  
225  
226  
227  
228  
229  
230  
231  
232  
233  
234  
235  
236  
237  
238  
239  
240  
241  
242  
243  
244  
245  
246  
247  
248  
249  
250  
251  
252  
253  
254  
255  
256  
257  
258  
259  
260  
261  
262  
263  
264  
265  
266  
267  
268  
269  
270  
271  
272  
273  
274  
275  
276  
277  
278  
279  
280  
281  
282  
283  
284  
285  
286  
287  
288  
289  
290  
291  
292  
293  
294  
295  
296  
297  
298  
299  
300  
301  
302  
303  
304  
305  
306  
307  
308  
309  
310  
311  
312  
313  
314  
315  
316  
317  
318  
319  
320  
321  
322  
323  
324  
325  
326  
327  
328  
329  
330  
331  
332  
333  
334  
335  
336  
337  
338  
339  
340  
341  
342  
343  
344  
345  
346  
347  
348  
349  
350  
351  
352  
353  
354  
355  
356  
357  
358  
359  
360  
361  
362  
363  
364  
365  
366  
367  
368  
369  
370  
371  
372  
373  
374  
375  
376  
377  
378  
379  
380  
381  
382  
383  
384  
385  
386  
387  
388  
389  
390  
391  
392  
393  
394  
395  
396  
397  
398  
399  
400  
401  
402  
403  
404  
405  
406  
407  
408  
409  
410  
411  
412  
413  
414  
415  
416  
417  
418  
419  
420  
421  
422  
423  
424  
425  
426  
427  
428  
429  
430  
431  
432  
433  
434  
435  
436  
437  
438  
439  
440  
441  
442  
443  
444  
445  
446  
447  
448  
449  
450  
451  
452  
453  
454  
455  
456  
457  
458  
459  
460  
461  
462  
463  
464  
465  
466  
467  
468  
469  
470  
471  
472  
473  
474  
475  
476  
477  
478  
479  
480  
481  
482  
483  
484  
485  
486  
487  
488  
489  
490  
491  
492  
493  
494  
495  
496  
497  
498  
499  
500  
501  
502  
503  
504  
505  
506  
507  
508  
509  
510  
511  
512  
513  
514  
515  
516  
517  
518  
519  
520  
521  
522  
523  
524  
525  
526  
527  
528  
529  
530  
531  
532  
533  
534  
535  
536  
537  
538  
539  
540  
541  
542  
543  
544  
545  
546  
547  
548  
549  
550  
551  
552  
553  
554  
555  
556  
557  
558  
559  
560  
561  
562  
563  
564  
565  
566  
567  
568  
569  
570  
571  
572  
573  
574  
575  
576  
577  
578  
579  
580  
581  
582  
583  
584  
585  
586  
587  
588  
589  
590  
591  
592  
593  
594  
595  
596  
597  
598  
599  
600  
601  
602  
603  
604  
605  
606  
607  
608  
609  
610  
611  
612  
613  
614  
615  
616  
617  
618  
619  
620  
621  
622  
623  
624  
625  
626  
627  
628  
629  
630  
631  
632  
633  
634  
635  
636  
637  
638  
639  
640  
641  
642  
643  
644  
645  
646  
647  
648  
649  
650  
651  
652  
653  
654  
655  
656  
657  
658  
659  
660  
661  
662  
663  
664  
665  
666  
667  
668  
669  
670  
671  
672  
673  
674  
675  
676  
677  
678  
679  
680  
681  
682  
683  
684  
685  
686  
687  
688  
689  
690  
691  
692  
693  
694  
695  
696  
697  
698  
699  
700  
701  
702  
703  
704  
705  
706  
707  
708  
709  
710  
711  
712  
713  
714  
715  
716  
717  
718  
719  
720  
721  
722  
723  
724  
725  
726  
727  
728  
729  
730  
731  
732  
733  
734  
735  
736  
737  
738  
739  
740  
741  
742  
743  
744  
745  
746  
747  
748  
749  
750  
751  
752  
753  
754  
755  
756  
757  
758  
759  
760  
761  
762  
763  
764  
765  
766  
767  
768  
769  
770  
771  
772  
773  
774  
775  
776  
777  
778  
779  
780  
781  
782  
783  
784  
785  
786  
787  
788  
789  
790  
791  
792  
793  
794  
795  
796  
797  
798  
799  
800  
801  
802  
803  
804  
805  
806  
807  
808  
809  
810  
811  
812  
813  
814  
815  
816  
817  
818  
819  
820  
821  
822  
823  
824  
825  
826  
827  
828  
829  
830  
831  
832  
833  
834  
835  
836  
837  
838  
839  
840  
841  
842  
843  
844  
845  
846  
847  
848  
849  
850  
851  
852  
853  
854  
855  
856  
857  
858  
859  
860  
861  
862  
863  
864  
865  
866  
867  
868  
869  
870  
871  
872  
873  
874  
875  
876  
877  
878  
879  
880  
881  
882  
883  
884  
885  
886  
887  
888  
889  
890  
891  
892  
893  
894  
895  
896  
897  
898  
899  
900  
901  
902  
903  
904  
905  
906  
907  
908  
909  
910  
911  
912  
913  
914  
915  
916  
917  
918  
919  
920  
921  
922  
923  
924  
925  
926  
927  
928  
929  
930  
931  
932  
933  
934  
935  
936  
937  
938  
939  
940  
941  
942  
943  
944  
945  
946  
947  
948  
949  
950  
951  
952  
953  
954  
955  
956  
957  
958  
959  
960  
961  
962  
963  
964  
965  
966  
967  
968  
969  
970  
971  
972  
973  
974  
975  
976  
977  
978  
979  
980  
981  
982  
983  
984  
985  
986  
987  
988  
989  
990  
991  
992  
993  
994  
995  
996  
997  
998  
999  
1000

by high-severity fire, albeit slowly. The fact has clear management implications:  
if such a large temporal lag is tolerable (e.g., not in direct protection forests,  
where the fastest recovery of plant cover is desired to mitigate natural hazards),  
small-sized fires and areas surrounding unburned edges can be safely left to  
develop according to their natural dynamics, in contrast to larger fires, where  
planting may be needed for effective restoration. Moreover, the facilitative effect  
of herbs and shrubs indicates-confirmed that they are key microhabitats in the



1  
2  
3  
4  
5  
6  
7 early phase of post-fire establishment in dry, inner-alpine Scots pine forests-  
8  
9 (~~Castro et al. 2004~~).

## Acknowledgements

10  
11  
12  
13  
14  
15  
16  
17  
18 We acknowledge Diego Trucchi for field sampling, James N. Long for language review, Raffaella  
19  
20 Marzano, Emanuele Lingua and Matteo Garbarino for ideas and discussion, and Davide Ascoli for  
21  
22 wildland fire expertise. Project funded by the trans-boundary cooperation programme Alcotra  
23  
24 2007-2013 - Project 32: "Foreste di protezione: tecniche gestionali e innovazione nelle Alpi  
25  
26 occidentali".

## References

- 27  
28  
29  
30  
31  
32 Bartsch N. 1987. Responses of root systems of young *Pinus sylvestris* and *Picea abies* plants  
33 to water deficits and soil acidity. *Can J For Res* 17:805-812.
- 34 Beghin R, Lingua E, Garbarino M, Lonati M, Bovio G, Motta R, Marzano R. 2010. *Pinus*  
35 *syvestris* forest regeneration under different post-fire restoration practices in the northwestern  
36 Italian Alps. *Ecol Eng* 36:1365-1372.
- 37 Bigler C, Bräker OU, Bugmann H, Dobbertin M, Rigling A. 2006. Drought as an inciting  
38 mortality factor in Scots pine stands of the Valais, Switzerland. *Ecosystems* 9:330-343.
- 39 Blasi C. 2010. La vegetazione d'Italia. Roma: Palombi & Partner.
- 40 Braun-Blanquet J. 1932. Plant sociology. New York and London: McGraw-Hill.
- 41 Braun-Blanquet J. 1961. Die inneralpine Trockenvegetation: von der Provence bis zur  
42 Steiermark. Stuttgart: Gustav Fischer.
- 43 Capitano R, Carcaillet C. 2008. Post-fire Mediterranean vegetation dynamics and diversity:  
44 A discussion of succession models. *For Ecol Manage* 255:431-439.
- 45 Čarni A, Juvan N, Košir P, Marinšek A, Paušič A, Šilc U. 2011. Plant communities in  
46 gradients. *Plant Biosystems* 145S:54-64.
- 47 Castro J, Zamora R, Hódar JA, Gómez JM. 2004. Seedling establishment of a boreal tree  
48 species (*Pinus sylvestris*) at its southernmost distribution limit: consequences of being in a  
49 marginal Mediterranean habitat. *J Ecol* 92:266-277.
- 50 Castro J, Zamora R, Hódar JA, Gómez JM. 2005. Alleviation of summer drought boosts  
51 establishment success of *Pinus sylvestris* in a Mediterranean mountain: an experimental  
52  
53  
54  
55  
56  
57  
58  
59  
60

approach. *Plant Ecol* 181:191-202.

Castro J, Zamora R, Hódar JA. 2002. Mechanisms blocking *Pinus sylvestris* colonization of Mediterranean mountain meadows. *J Veg Sci* 13:725-731.

Debain S, Chadoeuf J, Curt T, Kunstler G, Lepart J. 2007. Comparing effective dispersal in expanding population of *Pinus sylvestris* and *Pinus nigra* in calcareous grassland. *Can J For Res* 37:705-718.

Diekmann M. 2003. Species indicator values as an important tool in applied plant ecology - a review. *Basic Appl Ecol* 4:493-506.

Dzwonko Z. 2001. Assessment of light and soil conditions in ancient and recent woodlands by Ellenberg indicator values. *J Appl Ecol* 38:942-951.

Ellenberg H, Weber HE, Düll R, Wirth V, Werner W, Paulißen D. 1992. Zeigerwerte von Pflanzen in Mitteleuropa. *Scripta Geobotanica* 18:1-258.

Fernández Calzado MR, Molero Mesa J, Merzouki A, Casares Porcel M. 2012.

Vascular plant diversity and climate change in the upper zone of Sierra Nevada, Spain. *Plant Biosystems*, 146:1044-1053.

Filipello S, Sartori F, Terzo V, Gardini Peccenini S. 1985. Carta della vegetazione dei dintorni di Aosta. *Atti dell'Istituto botanico e del laboratorio crittogamico dell'Università di Pavia* 4:5-25.

González-Tagle MA, Schwendenmann L, Jiménez Pérez J, Schulz R. 2008. Forest structure and woody plant species composition along a fire chronosequence in mixed pine-oak forest in the Sierra Madre Oriental, Northeast Mexico. *For Ecol Manage* 256:161-167.

Habrouk A, Retana J, Espelta JM. 1999. Role of heat tolerance and cone protection of seeds in the response of three pine species to wildfires. *Plant Ecol* 145:91-99.

Hille M, den Ouden J. 2004. Improved recruitment and early growth of Scots pine (*Pinus sylvestris* L.) seedlings after fire and soil scarification. *Eur J For Res* 123:213-218.

Hofgaard A. 1993. Structure and regeneration patterns in a virgin *Picea abies* forest in northern Sweden. *J Veg Sci* 4:601-608.

Hurlbert SH. 1984. Pseudoreplication and the Design of Ecological Field Experiments. *Ecol Monogr* 54:187-211.

Kipfer T, Egli S, Ghazoul J, Moser B, Wohlgemuth T. 2010. Susceptibility of ectomycorrhizal fungi to soil heating. *Fungal Biol* 114:467-472.

Kipfer T, Moser B, Egli S, Wohlgemuth T, Ghazoul J. 2011. Ectomycorrhiza succession patterns in *Pinus sylvestris* forests after stand-replacing fire in the Central Alps. *Oecologia* 167:219-22.

Legendre P, Legendre L. 1998. *Numerical ecology*, Amsterdam: Elsevier.

Maringer J, Wohlgemuth T, Neff C, Pezzatti GB, Conedera M. 2011. Post-fire spread of alien plant species in a mixed broad-leaved forest of the Insubric region. *Flora* 207:19-29.

McCune B, Grace JB. 2002. *Analysis of Ecological Communities*. Gleneden Beach: MjM Software Design.

McCune B, Keon D. 2002. Equations for potential annual direct incident radiation and heat load. *J Veg Sci* 13:603-606.

Formatted: Default Paragraph Font, Font: 12 pt

Formatted: No underline

Formatted: Default Paragraph Font, Font: 12 pt

Formatted: No underline

Formatted: Default Paragraph Font, Font: 12 pt

Formatted: No underline

Formatted: Default Paragraph Font, Font: 12 pt

Formatted: No underline

Formatted: Font: Not Bold

Formatted: Font: Not Bold

- 1  
2  
3  
4  
5  
6  
7  
8  
9  
10  
11  
12  
13  
14  
15  
16  
17  
18  
19  
20  
21  
22  
23  
24  
25  
26  
27  
28  
29  
30  
31  
32  
33  
34  
35  
36  
37  
38  
39  
40  
41  
42  
43  
44  
45  
46  
47  
48  
49  
50  
51  
52  
53  
54  
55  
56  
57  
58  
59  
60
- McCune B, Mefford MJ. 1999. PC-ORD. Multivariate Analysis of Ecological Data, Version 4. Gleneden Beach: MjM Software Design.
- Moser B, Temperli C, Schneiter G, Wohlgemuth T. 2010. Potential shift in tree species composition after interaction of fire and drought in the Central Alps. *Eur J For Res* 129:625-633.
- Moser B, Wohlgemuth T. 2006. Which plant species dominate early post-fire vegetation in the Central Alps, and why? In: Proceedings of the Fifth International Conference on Forest Fire Research. Coimbra: Viegas DX.
- Mucina L, Grabherr G, Wallnöfer S. 1993. Die Pflanzengesellschaften Österreichs III. Wälder und Gebüsche. Jena: Gustav Fischer.
- Núñez MR, Bravo F, Calvo L. 2003. Predicting the probability of seed germination in *Pinus sylvestris* L. and four competitor shrub species after fire. *Ann For Sci* 60:75-81.
- Oleskog G, Sahlén K. 2000. Effects of seedbed substrate on moisture conditions and germination of *Pinus sylvestris* seeds in a clearcut. *Scand J For Res* 15:225-236.
- Oliet JA, Jacobs DF. 2012. Restoring forests: advances in techniques and theory. *New Forests* 43:535-541.
- [Oliver CD, Larson BC. 1996 Forest stand dynamics. New York: Wiley.](#)
- Ozenda P. 1985. La végétation de la chaîne alpine. Paris: Masson.
- Pardos M, Montes F, Aranda I, Cañellas I. 2007. Influence of environmental conditions on germinant survival and diversity of Scots pine. *Eur J For Res* 126:37-47.
- Pérez-Cabello F, Ibarra P, Echeverría MT, de la Riva J. 2010. Post-fire land degradation of *Pinus sylvestris* L. woodlands after 14 years. *Land Degrad Dev* 21:145-160.
- Picon-Cochard C, Coll AL, Balandier P. 2006. The role of below-ground competition during early stages of secondary succession: the case of 3-year-old Scots pine (*Pinus sylvestris* L.) seedlings in an abandoned grassland. *Oecologia* 148:373-383.
- Pignatti S. 1982. Flora d'Italia. Bologna: Edagricole.
- Pignatti S. 2005. Valori di bioindicazione delle piante vascolari della Flora d'Italia. *Braun-Blanquetia* 39:1-97.
- Ramón Vallejo V, Arianoutsou M, Moreira F. 2012. Fire ecology and post-fire restoration approaches in southern European forest types. In: Moreira F, Arianoutsou M, Corona P, De las Heras J, editors. Post-fire management and restoration of southern European forests. Berlin: Springer. p. 93-119.
- Reichelt G, Williams O. 1973. Vegetationsgeographie. Braunschweig: Westermann.
- Retana J, Arnan X, Arianoutsou M, Barbati A, Kazanis D, Rodrigo A. 2012. Post-fire management of non-serotinous pine forests. In: Moreira F, Arianoutsou M, Corona P, De las Heras J, editors. Post-fire management and restoration of southern European forests. Berlin: Springer. p. 151-170.
- Retana J, Espelta JM, Habrouk A, Ordoñez JL, de Sola-Morales F. 2002. Regeneration patterns of three Mediterranean pines and forest changes after a large wild-fire in northeastern Spain. *Ecoscience* 9:89-97.
- Rodrigo A, Retana J, Xavier Pico F. 2004. Direct regeneration is not the only response of mediterranean forests to large fires. *Ecology* 85:716-729.

- 1  
2  
3  
4  
5  
6  
7 Schwabe A, Kratochwil A. 2004. *Festucetalia valesiacae* communities and xerothermic  
8 vegetation complexes in the Central Alps related to environmental factors. *Phytocoenologia*  
9 34:329-446.
- 10 Smartt PFM, Meacock SE, Lambert JM. 1976. Investigations into the proper ties of  
11 quantitative vegetational data. II. Further data type comparisons. *J Ecol* 64:41-78.
- 12 Tasser E, Tappeiner U. 2005. New model to predict rooting in diverse plant community  
13 compositions. *Ecol Model* 185:195-211.
- 14 Turner MG, Baker WL, Peterson CJ, Peet RK. 1998. Factors influencing succession: lessons  
15 from large, infrequent natural disturbances. *Ecosystems* 1:511-523.
- 16 Vacchiano G, Dobbertin M, Egli S, Giordano L, Gonthier P, Mazzoglio PJ, Motta R, Nola P,  
17 Nicolotti G, Patetta A, Polomski J, Rigling A, Rigling D. 2008a. Il deperimento del pino silvestre  
18 nelle Alpi occidentali: natura ed indirizzi di gestione. Arezzo: Compagnia delle Foreste.
- 19 Vacchiano G, Garbarino M, Borgogno Mondino E, Motta R. 2012. Evidences of drought stress as  
20 a predisposing factor to Scots pine decline in Valle d'Aosta (Italy). *Eur J For Res* 131:989-1000.
- 21 Vacchiano G, Motta R, Long JN, Shaw JD. 2008b. A density management diagram for Scots pine  
22 (*Pinus sylvestris* L.): a tool for assessing the forest's protective effect. *For Ecol Manage* 255:2542-  
23 2554.
- 24 Valese E, Conedera M, Vacik H, Japelj A, Beck A, Cocca G, Cvenkel H, Di Narda N,  
25 Ghiringhelli A, Lemessi A, Mangiavillano A, Pelfini F, Pelosini R, Ryser D, Wastl C. 2011.  
26 Wildfires in the Alpine region: first results from the ALP FFIRS project. In: Proceedings of  
27 the Fifth International Wildland Fire Conference. Sun City (South Africa)
- 28 Van Mangtem P, Schwarts M, Keifer MB. 2001. Monitoring fire effects for managed burns  
29 and wildfires: coming to terms with pseudoreplication. *Nat Area J* 21:266-273.
- 30 Vickers AD, Palmer SCF. 2000. The influence of canopy cover and other factors upon the  
31 regeneration of Scots pine and its associated ground flora within Glen Tanar National Nature  
32 Reserve. *Forestry* 73:37-49.
- 33 Vilà-Cabrera A, Rodrigo A, Martínez-Vilalta J, Retana J. 2012. Lack of regeneration and climatic  
34 vulnerability to fire of Scots pine may induce vegetation shifts at the southern edge of its  
35 distribution. *J Biogeogr* 39:488-496.
- 36 Wilson JB. 2012. Species presence/absence sometimes represent a plant communities as well  
37 as species abundance do, or better. *J Veg Sci* 23:1013-1023.
- 38 Zumburrunen T, Pezzatti GB, Menéndez P, Bugmann H, Bürgi M, Conedera M. 2011. Weather  
39 and human impacts on forest fires: 100 years of fire history in two climatic regions of  
40 Switzerland. *For Ecol Manage* 261:2188-2199.
- 41 Zumburrunen T. 2009. Linking forest fire regimes and climate - a historical analysis in a dry  
42 inner alpine valley. *Ecosystems* 12:73-86.
- 43  
44  
45  
46  
47  
48  
49  
50  
51  
52  
53  
54  
55  
56  
57  
58  
59  
60

## Tables

**Table I** Characteristics of the selected fires

Year	Site	Latitude Longitude (WGS84)	Area burned by crown fire [ha]	Area within 60m from fire edge [ha (%)]	Elevation range of crown fire [m a.s.l.]	Aspect
1962	Lavasè	45°45'54"N 7°34'57"E	5.4	5.4 (100%)	1490-1550	SW
1975	Chialey	45°46'16"N 7°32'36"E	2.1	2.1 (100%)	1245-1335	S
1995	Del	45°46'19"N 7°33'15"E	22.0	21.9 (99.4%)	1160-1460	S
2003	Vorpeillere	45°45'40"N 7°35'06"E	46.4	35.4 (76.2%)	970-1525	SE
2005	Hers	45°46'10"N 7°29'54"E	167.9	74.2 (44.2%)	1305-1890	S
2006	Menfrey	45°46'00"N 7°30'50"E	4.6	4.5 (99.3%)	1020-1340	SE

**Table II** Plot-scale descriptors (N =30) of regeneration, site, soil cover variables, EIV (unweighted and weighted), and number of species per plot (i.e., alpha-diversity). ~~L~~: light intensity; U: moisture; N: fertility; R: pH

		Units	Mean	SE	Min	Max
Scots pine regeneration	<i>Pine seedling density</i>	trees ha <sup>-1</sup>	425.9	142.7	0	2801
	<i>Elevation</i>	m a.s.l.	1306.7	23.84	1117	1559
	<i>Heatload</i>	(0-1)	0.30	0.02	0.0	0.5
	<i>Herbaceous</i>	%	60.2	3.03	20	85
Site variables	<i>Tree cover</i>	%	22.4	5.54	0	75
	<i>Lower shrub cover</i>	%	9.2	1.67	0	30
	<i>Upper shrub cover</i>	%	9.9	1.79	0	35
	<i>Bare soil</i>	%	29.3	3.99	3	72
	<del>Light</del>	1-9	7.4	0.095	6.4	8.5
EIV, unweighted	<del>Moisture</del> U	1-12	3.5	0.051	3.0	4.2
	<del>Soil reaction</del> R	1-9	6.7	0.084	5.3	7.2
	<del>Nutrients</del> N	1-9	3.2	0.064	2.4	3.9
	<del>Light</del>	1-9	7.3	0.114	6.3	8.3
EIV, weighted	<del>Moisture</del> U	1-12	3.5	0.073	2.7	4.4
	<del>Soil reaction</del> R	1-9	7.1	0.070	6.3	7.8
	<del>Nutrients</del> N	1-9	3.3	0.114	2.1	4.7
	<i>Number of species</i>	-	33.8	1.32	20	46

**Table III** Pearson's correlation coefficient  
between site variables and NMS axes. \* $p \leq 0.05$ ,  
\*\* $p \leq 0.01$ , \*\*\* $p \leq 0.001$

Variable	NMS 1	NMS 2	NMS 3
Elevation	-0.67***	0.16	-0.35
Heatload	-0.19	0.05	-0.34
Tree cover	-0.52**	-0.25	-0.77***
Lower shrub cover	-0.05	0.02	0.13
Upper shrub cover	-0.22	-0.35	0.23
Herbaceous	0.10	0.01	0.09
Bare soil	-0.18	-0.25	-0.39*

1  
2  
3  
4  
5  
6  
7  
8  
9  
10  
11  
12  
13  
14  
15  
16  
17  
18  
19  
20  
21  
22  
23  
24  
25  
26  
27  
28  
29  
30  
31  
32  
33  
34  
35  
36  
37  
38  
39  
40  
41  
42  
43  
44  
45  
46  
47  
48  
49  
50  
51  
52  
53  
54  
55  
56  
57  
58  
59  
60

**Table IV** GLM fit statistics for Scots pine seedling abundance (N). Df: degrees of freedom; LL: Log Likelihood; AICC: Finite Sample Corrected AIC; BIC: Bayesian Information Criterion

Response variable	Null deviance	Predictors	df	Residual deviance	% Deviance explained	LL	AICC	BIC
N	245.9	Site	23	106.6	56.6%	-75.9	170.8	175.5
		Site, EIV unweighted	19	29.6	88.0%	-37.4	111.4	112.1
		Site, EIV weighted	19	30.4	87.6%	-37.8	112.2	113.0

Peer Review Only



**Table V** Coefficients (b) and significance (sig.) of predictors in GLM of Scots pine seedling abundance.

Model and predictors	b	sig.
Site		
(Intercept)	-0.34	0.285
Elevation	1.35	0.000
Heatload	0.60	0.001
Tree cover	0.88	0.000
Total shrub cover	0.88	0.000
Herbaceous	2.65	0.000
Bare soil	1.37	0.011
Site, EIV unweighted		
(Intercept)	-0.75	0.056
Elevation	-0.44	0.533
Heatload	0.44	0.050
Tree cover	-0.86	0.199
Total shrub cover	-0.38	0.361
Herbaceous	1.67	0.027
Bare soil	0.41	0.576
<del>Light</del>	-1.65	0.059
<del>Moisture</del>	2.40	0.000
<del>Soil reaction</del>	2.04	0.000
<del>Nutrients</del>	-1.96	0.000
Site, EIV weighted		
(Intercept)	-1.74	0.019
Elevation	0.88	0.146
Heatload	1.30	0.000
Tree cover	-1.79	0.010
Total shrub cover	1.44	0.008
Herbaceous	3.14	0.003
Bare soil	2.16	0.045
<del>Light</del>	-2.13	0.000
<del>Moisture</del>	0.04	0.956
<del>Soil reaction</del>	0.32	0.440
<del>Nutrients</del>	-1.79	0.056

Formatted: Font: Not Italic

Formatted Table

Formatted: Font: Not Italic

Formatted: Font: Not Italic

Formatted: Font: Not Italic

Formatted Table

Formatted: Font: Not Italic

Formatted: Font: Not Italic

Formatted: Font: Not Italic

Formatted: Font: Not Italic

## Legends to figures

**Fig. 1** Unweighted (left) and weighted (right) average EIV in the 6 fires selected. Error bars represent standard error. Letters from ANOVA with post-hoc REGW Q test ( $\alpha = 0.95$ )

**Fig. 2** NMS ordination of species composition and fire years (centroids of 5 plots per site), biplot of axes 1-2 [A] and 1-3 [B]. Species codes: Aab: *Artemisia absinthium*. Aag: *Alyssum argenteum*.

Aal: *Ailanthus altissima*. Aar: *Acinos arvensis*. Aay: *Alyssum alyssoides*. Aca: *Achnatherum calamagrostis*. Ach: *Ajuga chamaepitys*. Acm: *Artemisia campestris*. Aco: *Achillea collina*. Adi: *Antennaria dioica*. Agl: *Arabis glabra*. Ahi: *Arabis hirsuta*. Ali: *Anthericum liliago*. Amo: *Astragalus monspessulanus*. Ano: *Achillea nobilis*. Aon: *Astragalus onobrychis*. Aov: *Amelanchier ovalis*. Apy: *Ajuga pyramidalis*. Aru: *Asplenium ruta-muraria*. Auv: *Arctostaphylos uva-ursi*. Avl: *Artemisia vulgaris*. Avu: *Anthyllis vulneraria* subsp. *polyphylla*. Ber: *Bromus erectus*. Bla: *Biscutella laevigata*. Bpe: *Betula pendula*. Bra: *Bupleurum ranunculoides*. Bru: *Brachypodium rupestre*. Bvu: *Berberis vulgaris*. Cab: *Colutea arborescens*. Cal: *Chenopodium album*. Cap: *Clematis alpina*. Car: *Cirsium arvense*. Cav: *Convolvulus arvensis*. Cca: *Conyza canadensis*. Cer: *Cirsium eriophorum*. Cgr: *Chrysopogon gryllus*. Chu: *Carex humilis*. Cmi: *Chaenorhinum minus*. Cnu: *Carduus nutans*. Cro: *Campanula rotundifolia*. Csc: *Centaurea scabiosa*. Ctr: *Centaurea triumfetti*. Cut: *Carlina utzka*. Cva: *Calamagrostis varia*. Cvi: *Clematis vitalba*. Cvl: *Crupina vulgaris*. Cvr: *Coronilla varia*. Cvu: *Carlina vulgaris*. Dea: *Daucus carota*. Dte: *Diploxys tenuifolia*. Eac: *Erigeron acer*. Ean: *Epilobium angustifolium*. Eat: *Epipactis atropurpurea*. Eau: *Erigeron annuus*. Eca: *Eryngium campestre*. Ecy: *Euphorbia cyparissias*. Ena: *Erucastrum nasturtiifolium*. Erh: *Erysimum rhaeticum*. Ese: *Euphorbia seguierana*. Evu: *Echium vulgare*. Far: *Festuca arundinacea*. Fci: *Festuca cinerea*. Fex: *Fraxinus excelsior*. Fpr: *Fumana procumbens*. Fva: *Festuca valesiaca*. Fve: *Fragaria vesca*. Gap: *Galium aparine*. Gcn: *Gymnadenia conopsea*. Gco: *Galium corrudifolium*. Gve: *Galium verum*. Hco: *Hippocrepis comosa*. Hfo: *Helleborus foetidus*. Hnu: *Helianthemum nummularium* subsp. *obscurum*. Hpe: *Hieracium peletierianum*. Hpi: *Hieracium piloselloides*. Hpr: *Hypericum perforatum*. Hsy: *Hieracium sylvaticum*. Hto: *Hieracium tomentosum*. Ico: *Inula conyza*. Jco: *Juniperus communis*. Kpy: *Koeleria pyramidata*. Ksa: *Kernera saxatilis*. Kva: *Koeleria vallesiana*. Lco: *Leopoldia comosa*. Lcr: *Lotus corniculatus*. Lde: *Larix decidua*. Lhi: *Leontodon hispidus*. Lmo: *Lathyrus montanus*. Lpe: *Lactuca perennis*. Lse: *Lactuca serriola*. Lsi: *Laserpitium siler*. Lsm: *Linaria simplex*. Lvu: *Ligustrum vulgare*. Mci: *Melica ciliata*. Mfa: *Medicago sativa* subsp. *falcata*. Mfs: *Minuartia fastigiata*. Mlu: *Medicago lupulina*. Mmi: *Medicago minima*. Mof: *Melilotus officinalis*. Msa: *Medicago sativa* subsp. *sativa*. Msy: *Melampyrum sylvaticum*. Oca: *Orobanche caryophyllacea*. Oha: *Oxytropis halleri*. Ola: *Odontites lanceolata*. Olu: *Odontites lutea*. Ona: *Ononis natrix*. Opi: *Oxytropis pilosa*. Opu: *Ononis pusilla*. Ore: *Ononis repens*. Oro: *Ononis rotundifolia*. Ovi: *Onobrychis viciifolia*. Pav: *Prunus avium*. Pch: *Polygala chamaebuxus*. Pex: *Picea excelsa*. Pgr: *Prunella grandiflora*. Phi: *Picris hieracioides*. Pma: *Prunus mahaleb*. Pni: *Populus nigra*. Por: *Peucedanum oreoselinum*. Ppa: *Poa pratensis*. Pph: *Phleum phleoides*. Ppr:

1  
2  
3  
4  
5  
6  
7  
8  
9  
10  
11  
12  
13  
14  
15  
16  
17  
18  
19  
20  
21  
22  
23  
24  
25  
26  
27  
28  
29  
30  
31  
32  
33  
34  
35  
36  
37  
38  
39  
40  
41  
42  
43  
44  
45  
46  
47  
48  
49  
50  
51  
52  
53  
54  
55  
56  
57  
58  
59  
60

*Petrorhagia prolifera*. Psa: *Petrorhagia saxifraga*. Psp: *Prunus spinosa*. Psx: *Pimpinella saxifraga*. Psy: *Pinus sylvestris*. Pta: *Potentilla tabernaemontani*. Ptr: *Populus tremula*. Pun: *Pinus uncinata*. Qpu: *Quercus pubescens*. Rca: *Rosa canina*. Rid: *Rubus idaeus*. Rul: *Rubus spp.* Sar: *Sorbus aria*. Sca: *Salix caprea*. Sgr: *Scabiosa gramuntia*. Sin: *Senecio inaequidens*. Sit: *Silene italica*. Smi: *Sanguisorba minor*. Smo: *Sedum montanum*. Snu: *Silene nutans*. Soc: *Saponaria ocymoides*. Sot: *Silene otites*. Spe: *Stipa pennata*. Spr: *Salvia pratensis*. Sre: *Stachys recta*. Ste: *Sempervivum tectorum*. Tch: *Teucrium chamaedrys*. Tcr: *Tragopogon crocifolius*. Tdu: *Tragopogon dubius*. Thu: *Thymus humifusus*. Tla: *Taraxacum laevigatum*. Tli: *Thesium linophyllum*. Tme: *Trifolium medium*. Tmo: *Teucrium montanum*. Tof: *Taraxacum officinale*. Tvu: *Thymus vulgaris*. Var: *Viola arvensis*. Vly: *Verbascum lychnitis*. Vmy: *Vaccinium myrtillus*. Vof: *Veronica officinalis*. Vri: *Viola riviniana*. Vru: *Viola rupestris*. Vsa: *Vicia sativa*. Vth: *Verbascum thapsus*

**Fig. 3** Average seedling density (white bars) and average percent cover by the shrub and tree layers (grey bars) for Scots pine in the 6 fires selected. Error bars represent SE. Letters from ANOVA with post-hoc REGW Q test ( $\alpha = 0.05$ )

**Complete address of the author(s)**

Giorgio VACCHIANO\*

Dipartimento di Scienze Agrarie, Forestali e Alimentari.  
Università degli Studi di Torino. Via da Vinci 44, I-10095  
Grugliasco (TO), Italy

Michele LONATI

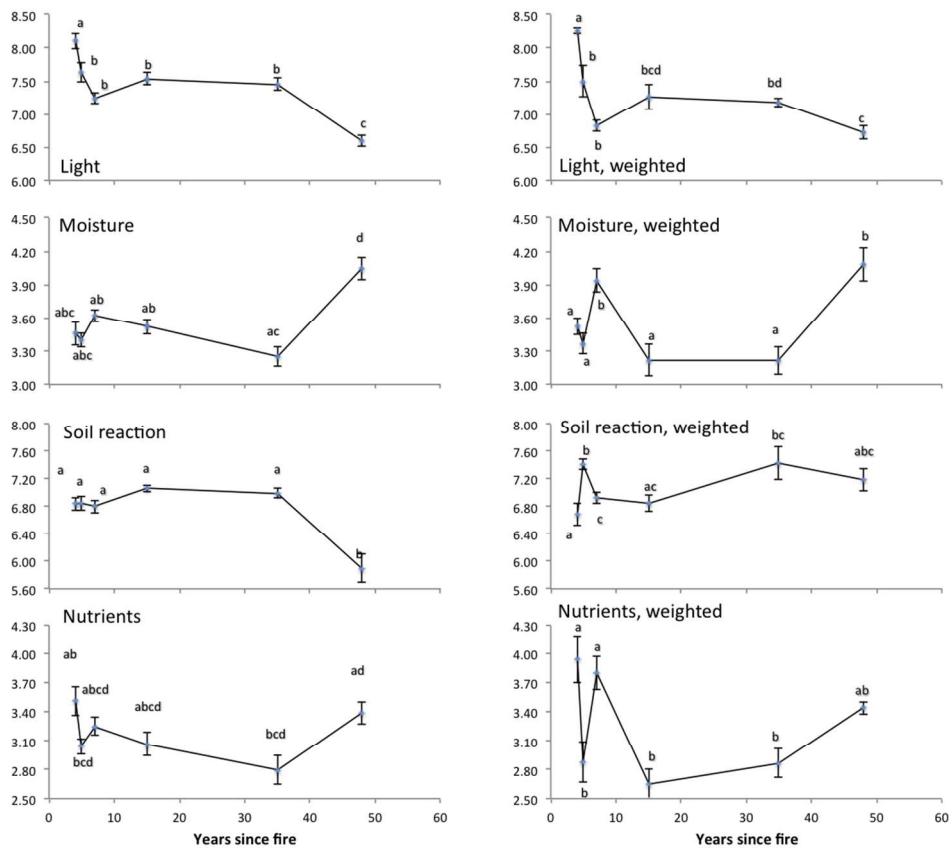
Dipartimento di Scienze Agrarie, Forestali e Alimentari.  
Università degli Studi di Torino. Via da Vinci 44, I-10095  
Grugliasco (TO), Italy

Roberta BERRETTI

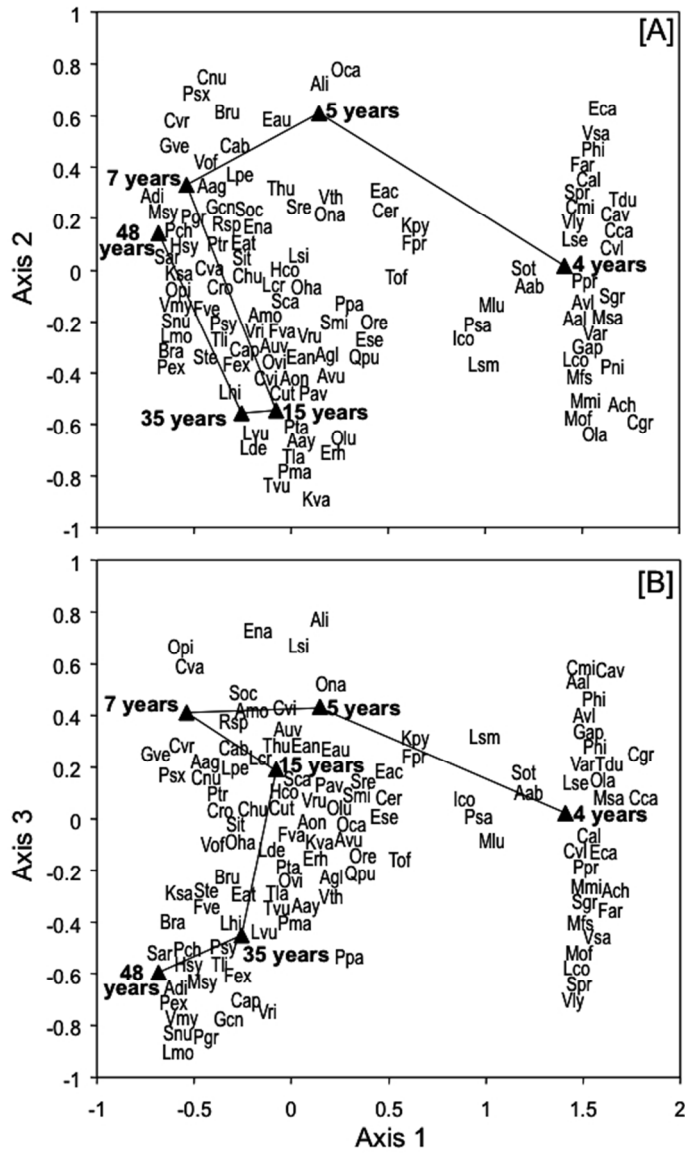
Dipartimento di Scienze Agrarie, Forestali e Alimentari.  
Università degli Studi di Torino. Via da Vinci 44, I-10095  
Grugliasco (TO), Italy

Renzo MOTTA

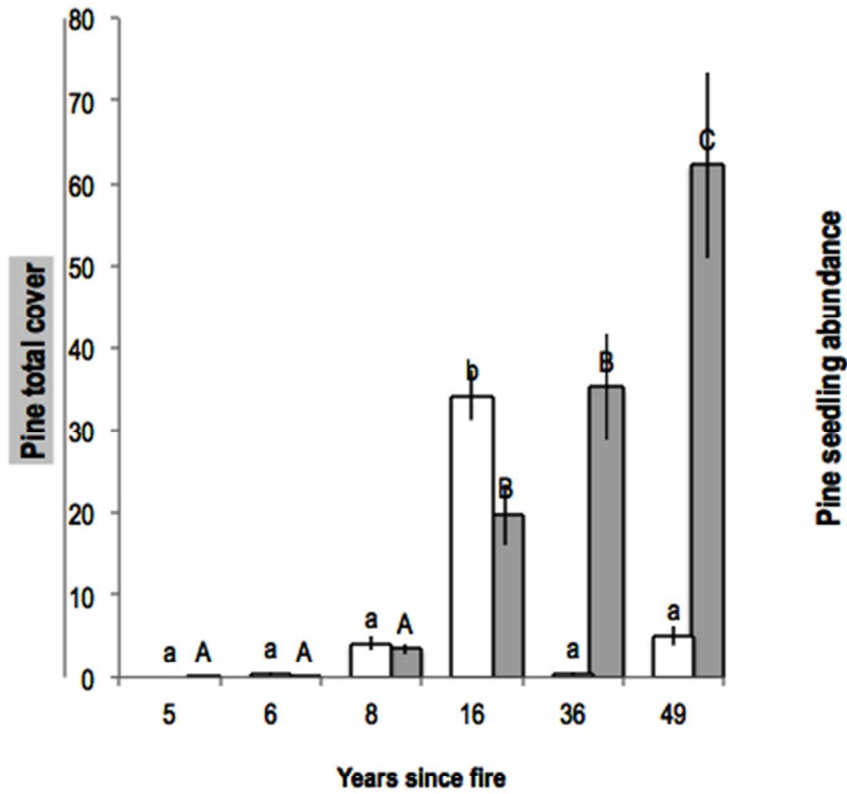
Dipartimento di Scienze Agrarie, Forestali e Alimentari.  
Università degli Studi di Torino. Via da Vinci 44, I-10095  
Grugliasco (TO), Italy



Unweighted (left) and weighted (right) average EIV in the 6 fires selected. Error bars represent standard error. Letters from ANOVA with post-hoc REGW Q test (alpha =0.95)  
414x351mm (72 x 72 DPI)



NMS ordination of species composition and fire years (centroids of 5 plots per site), biplot of axes 1-2 [A] and 1-3 [B]  
254x338mm (72 x 72 DPI)



Average seedling density (white bars) and average percent cover by the shrub and tree layers (grey bars) for Scots pine in the 6 fires selected. Error bars represent SE. Letters from ANOVA with post-hoc REGW Q test (alpha =0.95)  
 162x161mm (72 x 72 DPI)

Only

Code	Species name	Phytosociological optimum (Aeschimann et al. 2004)	Occurrence in 5 samples (min/max % cover)					
			4 years after fire	5 years after fire	7 years after fire	15 years after fire	35 years after fire	48 years after fire
<i>Agropyretea intermedii-repentis</i> and subordinated units								
Cav	<i>Convolvulus arvensis</i>	<i>Convolvulo-Agropyron repentis</i>	2 (+/3)	0	0	0	0	0
Msa	<i>Medicago sativa</i> ssp. <i>sativa</i>	<i>Agropyretea intermedii-repentis</i>	2 (+/+)	0	0	0	0	0
Tdu	<i>Tragopogon dubius</i>	<i>Convolvulo-Agropyron repentis</i>	2 (+/1)	0	0	0	0	0
<i>Artemisietea vulgaris</i> and subordinated units								
Agl	<i>Arabis glabra</i>	<i>Geo-Alliarion</i>	0	1 (+/+)	0	0	3 (+/+)	0
Aab	<i>Artemisia absinthium</i>	<i>Onopordetalia acanthii</i>	5 (6/28)	4 (+/10)	2 (+/2)	4 (+/4)	1 (+/+)	0
Avl	<i>Artemisia vulgaris</i>	<i>Artemisietea vulgaris</i>	1 (+/+)	0	0	0	0	0
Cnu	<i>Carduus nutans</i>	<i>Onopordetalia acanthii</i>	0	0	1 (2/2)	0	0	0
Cer	<i>Cirsium eriophorum</i>	<i>Onopordetalia acanthii</i>	4 (+/1)	3 (+/+)	4 (+/1)	1 (+/+)	1 (+/+)	1 (+/+)
Dca	<i>Daucus carota</i>	<i>Dauco-Melilotion</i>	5 (1/13)	0	0	1 (1/1)	0	0
Eau	<i>Erigeron annuus</i>	<i>Artemisietea vulgaris</i>	0	1 (+/+)	1 (+/+)	0	0	0
Gap	<i>Galium aparine</i>	<i>Galio-Alliaretalia</i>	1 (+/+)	0	0	0	0	0
Lse	<i>Lactuca serriola</i>	<i>Onopordetalia acanthii</i>	5 (+/3)	0	0	2 (+/+)	0	0
Mof	<i>Melilotus officinalis</i>	<i>Dauco-Melilotion</i>	2 (+/3)	0	0	0	0	0
Phi	<i>Picris hieracioides</i> subsp. <i>hieracioides</i>	<i>Dauco-Melilotion</i>	2 (1/3)	0	0	0	0	0
Sin	<i>Senecio inaequidens</i>	<i>Artemisietea vulgaris</i>	2 (+/6)	3 (+/6)	5 (+/10)	1 (+/+)	0	0
<i>Asplenietea trichomanis</i> and subordinated units								
Aag	<i>Alyssum argenteum</i>	<i>Asplenion serpentinei</i>	0	0	1 (+/+)	0	0	0
Aru	<i>Asplenium ruta-muraria</i>	<i>Potentilletalia caulescentis</i>	0	0	0	0	0	1 (+/+)
Hto	<i>Hieracium tomentosum</i>	<i>Potentillion caulescentis</i>	0	1 (+/+)	0	0	0	0
Ksa	<i>Kernera saxatilis</i>	<i>Potentilletalia caulescentis</i>	0	0	0	0	0	1 (+/+)
<i>Carpino-Fagetea sylvaticae</i> and subordinated units								
Fex	<i>Fraxinus excelsior</i>	<i>Carpino-Fagetea sylvaticae</i>	0	0	0	0	2 (+/+)	2 (+/+)
Hsy	<i>Hieracium sylvaticum</i>	<i>Carpino-Fagetea sylvaticae</i>	0	1 (+/+)	2 (+/+)	0	2 (+/1)	5 (2/6)
Pni	<i>Populus nigra</i>	<i>Populetalia albae</i>	1 (1/1)	0	0	0	0	0
Pav	<i>Prunus avium</i>	<i>Carpinion betuli</i>	0	1 (+/+)	0	3 (+/+)	1 (+/+)	0
<i>Crataego-Prunetea</i> and subordinated units								
Aov	<i>Amelanchier ovalis</i>	<i>Berberidenion</i>	0	1 (+/+)	0	0	0	0
Bvu	<i>Berberis vulgaris</i>	<i>Berberidenion vulgaris</i>	3 (1/8)	5 (2/8)	2 (+/2)	0	2 (+/2)	0
Cvi	<i>Clematis vitalba</i>	<i>Crataego-Prunetea</i>	1 (1/1)	0	0	3 (+/6)	0	0
Jco	<i>Juniperus communis</i>	<i>Prunetalia spinosae</i>	0	0	0	0	2 (3/5)	1 (+/+)
Lvu	<i>Ligustrum vulgare</i>	<i>Prunetalia spinosae</i>	0	0	0	0	2 (+/1)	0
Pma	<i>Prunus mahaleb</i>	<i>Berberidenion</i>	1 (+/+)	0	0	2 (+/+)	5 (+/2)	0
Psp	<i>Prunus spinosa</i>	<i>Prunetalia spinosae</i>	0	0	0	0	2 (20/30)	0
Rca	<i>Rosa canina</i>	<i>Prunetalia spinosae</i>	4 (1/8)	2 (2/4)	0	4 (+/1)	4 (+/+)	2 (+/+)
Rid	<i>Rubus idaeus</i>	<i>Sambuco-Salicion capreae</i>	0	3 (+/4)	3 (+/3)	1 (+/+)	0	3 (+/2)
Rul	<i>Rubus ulmifolius</i>	<i>Crataego-Prunetea</i>	0	0	5 (10/20)	5 (1/6)	3 (+/5)	3 (+/3)
Sca	<i>Salix caprea</i>	<i>Sambuco-Salicion capreae</i>	1 (+/+)	2 (1/3)	3 (5/5)	3 (3/8)	0	3 (1/5)
<i>Elyno-Seslerietea varia</i> and subordinated units								
Bla	<i>Biscutella laevigata</i>	<i>Seslerion varia</i>	0	1 (+/+)	1 (+/+)	0	0	0
Bra	<i>Bupleurum ranunculoides</i>	<i>Seslerion varia</i>	0	0	0	0	0	1 (+/+)
Ean	<i>Epilobium angustifolium</i>	<i>Epilobion angustifolii</i>	3 (+/+)	3 (+/1)	3 (+/+)	5 (1/6)	0	1 (+/+)
Fve	<i>Fragaria vesca</i>	<i>Epilobietea angustifolii</i>	2 (+/+)	1 (+/+)	2 (+/+)	4 (1/6)	1 (+/+)	5 (1/10)



1									
2									
3									
4									
5	Vth	<i>Verbascum thapsus</i>	<i>Atropion</i>	0	2 (+/+)	0	0	2 (+/+)	0
6	<i>Erico-Pinetea</i> and subordinated units								
7	Cva	<i>Calamagrostis varia</i>	<i>Erico-Pinetalia</i>	0	1 (+/+)	3 (+/29)	0	0	1 (1/1)
8	Eat	<i>Epipactis atropurpurea</i>	<i>Erico-Pinetea</i>	1 (+/+)	3 (+/1)	2 (+/+)	1 (+/+)	0	5 (+/2)
9	Pch	<i>Polygala chamaebuxus</i>	<i>Erico-Pinetea</i>	0	0	3 (2/2)	0	1 (+/+)	5 (15/26)
10	<i>Festuco-Brometea</i> and subordinated units								
11	Aco	<i>Achillea collina</i>	<i>Festucetalia valesiaca</i>	5 (1/6)	0	0	0	1 (+/+)	0
12	Ano	<i>Achillea nobilis</i>	<i>Festuco-Brometea</i>	3 (+/1)	1 (+/+)	1 (+/+)	4 (+/2)	1 (+/+)	1 (+/+)
13	Ali	<i>Anthericum liliago</i>	<i>Festuco-Brometea</i>	0	1 (+/+)	0	0	0	0
14	Avu	<i>Anthyllis vulneraria</i> subsp. <i>polyphylla</i>	<i>Festuco-Brometea</i>	1 (+/+)	0	1 (+/+)	3 (+/+)	1 (+/+)	0
15	Ahi	<i>Arabis hirsuta</i>	<i>Festuco-Brometea</i>	0	0	0	0	0	1 (+/+)
16	Acm	<i>Artemisia campestris</i>	<i>Festuco-Brometea</i>	4 (+/1)	0	0	0	1 (+/+)	0
17	Aon	<i>Astragalus onobrychis</i>	<i>Festucetalia valesiaca</i>	2 (+/+)	4 (+/2)	0	5 (+/6)	5 (+/3)	0
18	Bru	<i>Brachypodium rupestre</i>	<i>Festuco-Brometea</i>	0	5 (1/26)	5 (1/28)	1 (+/+)	1 (3/3)	5 (6/52)
19	Ber	<i>Bromus erectus</i>	<i>Brometalia erecti</i>	2 (+/26)	1 (+/+)	0	2 (+/+)	4 (6/30)	0
20	Cro	<i>Campanula rotundifolia</i>	<i>Mesobromion</i>	0	3 (+/+)	3 (+/+)	3 (+/2)	2 (+/+)	3 (+/+)
21	Chu	<i>Carex humilis</i>	<i>Festuco-Brometea</i>	1 (+/+)	5 (1/15)	5 (6/26)	5 (3/15)	5 (3/15)	5 (6/26)
22	Cut	<i>Carlina utzka</i>	<i>Ononidetalia striatae</i>	0	0	0	2 (+/1)	1 (+/+)	0
23	Cvu	<i>Carlina vulgaris</i>	<i>Brometalia erecti</i>	0	0	0	5 (+/4)	0	0
24	Csc	<i>Centaurea scabiosa</i>	<i>Festuco-Brometea</i>	2 (+/1)	4 (+/4)	2 (+/+)	0	1 (+/+)	0
25	Cgr	<i>Chrysopogon gryllus</i>	<i>Scorzonero-Chrysopogonetalia</i>	1 (+/+)	0	0	0	0	0
26	Eac	<i>Erigeron acer</i>	<i>Festuco-Brometea</i>	3 (+/+)	5 (+/+)	2 (+/+)	1 (+/+)	0	0
27	Eca	<i>Eryngium campestre</i>	<i>Festuco-Brometea</i>	1 (1/1)	0	0	0	0	0
28	Erh	<i>Erysimum rhaeticum</i>	<i>Festuco-Brometea</i>	1 (+/+)	0	0	4 (+/+)	3 (+/1)	0
29	Ecy	<i>Euphorbia cyparissias</i>	<i>Festuco-Brometea</i>	0	5 (+/6)	3 (+/+)	0	2 (+/+)	3 (+/+)
30	Ese	<i>Euphorbia seguierana</i>	<i>Festucetalia valesiaca</i>	1 (+/+)	2 (+/+)	0	1 (1/1)	1 (+/+)	0
31	Fci	<i>Festuca cinerea</i>	<i>Ononidetalia striatae</i>	0	0	0	1 (1/1)	3 (+/2)	2 (+/+)
32	Fva	<i>Festuca valesiaca</i>	<i>Festucetalia valesiaca</i>	0	1 (+/+)	0	1 (+/+)	1 (+/+)	0
33	Fpr	<i>Fumana procumbens</i>	<i>Festuco-Brometea</i>	4 (+/5)	5 (+/6)	1 (+/+)	2 (+/8)	2 (+/+)	0
34	Gco	<i>Galium corudifolium</i>	<i>Festuco-Brometea</i>	1 (+/+)	2 (1/6)	1 (+/+)	2 (+/+)	4 (+/3)	0
35	Gve	<i>Galium verum</i>	<i>Festuco-Brometea</i>	0	0	4 (+/6)	0	0	3 (+/+)
36	Hnu	<i>Helianthemum nummularium</i> subsp. <i>obscurum</i>	<i>Festuco-Brometea</i>	4 (+/15)	3 (1/6)	2 (1/1)	1 (+/+)	5 (+/+)	0
37	Hco	<i>Hippocrepis comosa</i>	<i>Festuco-Brometea</i>	2 (+/+)	4 (1/10)	5 (+/6)	4 (2/15)	5 (+/1)	1 (+/+)
38	Kpy	<i>Koeleria pyramidata</i>	<i>Brometalia erecti</i>	3 (+/1)	1 (2/2)	0	1 (+/+)	1 (+/+)	0
39	Kva	<i>Koeleria valesiana</i>	<i>Ononidetalia striatae</i>	0	1 (+/+)	0	2 (1/10)	5 (+/2)	1 (+/+)
40	Lpe	<i>Lactuca perennis</i>	<i>Festuco-Brometea</i>	0	0	1 (+/+)	0	0	0
41	Mlu	<i>Medicago lupulina</i>	<i>Festuco-Brometea</i>	4 (+/1)	0	0	1 (+/+)	2 (+/+)	0
42	Mci	<i>Melica ciliata</i>	<i>Festuco-Brometea</i>	5 (1/15)	3 (+/+)	0	5 (+/26)	0	0
43	Olu	<i>Odontites lutea</i>	<i>Festuco-Brometea</i>	0	0	0	4 (+/1)	1 (+/+)	0
44	Ovi	<i>Onobrychis viciifolia</i>	<i>Mesobromion</i>	2 (+/+)	1 (+/+)	0	0	2 (1/3)	0
45	Ona	<i>Ononis natrix</i>	<i>Festuco-Brometea</i>	3 (1/2)	1 (1/1)	2 (2/6)	0	0	0
46	Opu	<i>Ononis pusilla</i>	<i>Ononidetalia striatae</i>	5 (+/5)	4 (+/1)	2 (+/2)	3 (+/3)	0	0
47	Ore	<i>Ononis repens</i>	<i>Mesobromion</i>	3 (1/10)	3 (+/2)	1 (6/6)	5 (3/10)	5 (+/8)	0
48	Oca	<i>Orobanche caryophyllacea</i>	<i>Festuco-Brometea</i>	0	1 (+/+)	0	0	0	0
49	Oha	<i>Oxytropis halleri</i>	<i>Festucetalia valesiaca</i>	0	3 (+/+)	0	3 (+/+)	1 (+/+)	0
50	Opi	<i>Oxytropis pilosa</i>	<i>Festucetalia valesiaca</i>	0	0	2 (+/1)	0	0	0
51	Pph	<i>Phleum phleoides</i>	<i>Festuco-Brometea</i>	2 (1/2)	0	0	1 (+/+)	4 (+/3)	0

1									
2									
3									
4									
5									
6	Psx	<i>Pimpinella saxifraga</i>	<i>Festuco-Brometea</i>	0	0	1 (1/1)	0	0	0
7	Pta	<i>Potentilla tabernaemontani</i>	<i>Brometalia erecti</i>	0	2 (+/+)	0	4 (+/3)	5 (+/3)	0
8	Pgr	<i>Prunella grandiflora</i>	<i>Festuco-Brometea</i>	0	0	0	0	0	1 (+/+)
9	Spr	<i>Salvia pratensis</i>	<i>Festuco-Brometea</i>	1 (+/+)	0	0	0	0	0
10	Smi	<i>Sanguisorba minor</i>	<i>Festuco-Brometea</i>	2 (+/1)	4 (+/1)	1 (+/+)	5 (1/1)	5 (+/+)	0
11	Sgr	<i>Scabiosa gramuntia</i>	<i>Festuco-Brometea</i>	2 (+/+)	0	0	0	0	0
12	Sot	<i>Silene otites</i>	<i>Festuco-Brometea</i>	3 (+/1)	2 (+/+)	0	0	0	0
13	Sre	<i>Stachys recta</i>	<i>Festuco-Brometea</i>	0	1 (1/1)	2 (+/+)	0	1 (+/+)	0
14	Spe	<i>Stipa pennata</i>	<i>Festucetalia valesiaca</i>	1 (+/+)	1 (+/+)	0	2 (1/1)	4 (+/3)	0
15	Tla	<i>Taraxacum laevigatum</i>	<i>Festuco-Brometea</i>	0	0	0	0	4 (+/+)	0
16	Tch	<i>Teucrium chamaedrys</i>	<i>Festuco-Brometea</i>	1 (+/+)	5 (1/20)	4 (1/6)	2 (1/1)	4 (+/2)	2 (1/2)
17	Tmo	<i>Teucrium montanum</i>	<i>Festuco-Brometea</i>	0	4 (+/+)	1 (+/+)	0	0	0
18	Tli	<i>Thesium linophyllum</i>	<i>Festuco-Brometea</i>	0	0	0	0	2 (+/+)	1 (+/+)
19	Thu	<i>Thymus humifusus</i>	<i>Festuco-Brometea</i>	0	4 (+/+)	0	0	0	3 (+/+)
20	<i>Juncetea trifidi</i> and subordinated units								
21	Apy	<i>Ajuga pyramidalis</i>	<i>Caricetalia curvulae</i>	0	1 (+/+)	0	0	0	0
22	<i>Koelerio-Corynepherea</i> and subordinated units								
23	Aar	<i>Acinos arvensis</i>	<i>Koelerio-Corynepherea</i>	1 (+/+)	1 (+/+)	0	0	0	0
24	Aay	<i>Alyssum alyssoides</i>	<i>Alysso-Sedion albi</i>	0	0	0	0	2 (+/+)	0
25	Evu	<i>Echium vulgare</i>	<i>Koelerio-Corynepherea</i>	2 (+/+)	0	0	1 (+/+)	0	0
26	Hpe	<i>Hieracium peletierianum</i>	<i>Sedo-Scleranthetalia</i>	4 (+/3)	5 (+/+)	2 (+/1)	5 (1/10)	5 (+/+)	3 (+/+)
27	Mfs	<i>Minuartia fastigiata</i>	<i>Alysso-Sedion albi</i>	3 (+/1)	0	0	0	0	0
28	Ppr	<i>Petrohragia prolifera</i>	<i>Koelerio-Corynepherea</i>	3 (+/2)	0	0	0	0	0
29	Psa	<i>Petrohragia saxifraga</i>	<i>Koelerio-Corynepherea</i>	1 (+/+)	0	0	1 (+/+)	0	0
30	Smo	<i>Sedum montanum</i>	<i>Sedo-Scleranthetalia</i>	0	0	0	0	1 (+/+)	0
31	Ste	<i>Sempervivum tectorum</i>	<i>Sedo-Scleranthetalia</i>	0	0	0	1 (+/+)	1 (+/+)	2 (+/+)
32	<i>Lygeo-Stipetea</i> and subordinated units								
33	Lco	<i>Leopoldia comosa</i>	<i>Brachypodietalia phoenicoides</i>	2 (+/+)	0	0	0	0	0
34	Tcr	<i>Tragopogon crocifolius</i>	<i>Brachypodietalia phoenicoides</i>	0	1 (+/+)	0	0	0	0
35	<i>Molinio-Arrhenatheretea</i> and subordinated units								
36	Far	<i>Festuca arundinacea</i>	<i>Potentillo-Polygonetalia</i>	2 (+/+)	0	0	0	0	0
37	Gcn	<i>Gymnadenia conopsea</i>	<i>Molinieta caerulea</i>	0	0	0	0	0	1 (+/+)
38	Lhi	<i>Leontodon hispidus</i>	<i>Arrhenatheretalia elatioris</i>	0	0	0	0	2 (+/+)	0
39	Lcr	<i>Lotus corniculatus</i>	<i>Molinio-Arrhenatheretea</i>	4 (+/+)	3 (+/+)	5 (1/6)	5 (1/3)	5 (+/+)	1 (1/1)
40	Ppa	<i>Poa pratensis</i>	<i>Molinio-Arrhenatheretea</i>	2 (+/+)	0	0	0	2 (+/+)	2 (+/+)
41	Tof	<i>Taraxacum officinale</i>	<i>Arrhenatheretalia elatioris</i>	3 (+/+)	1 (+/+)	1 (+/+)	1 (+/+)	2 (+/+)	0
42	<i>Nardetea strictae</i> and subordinated units								
43	Adi	<i>Antennaria dioica</i>	<i>Nardetea strictae</i>	0	0	0	0	0	1 (+/+)
44	<i>Pyrolo-Pinetea</i> and subordinated units								
45	Auv	<i>Arctostaphylos uva-ursi</i>	<i>Juniperion nanae</i>	0	4 (+/32)	4 (6/16)	5 (8/45)	3 (6/8)	4 (+/10)
46	Amo	<i>Astragalus monspessulanus</i>	<i>Ononido-Pinion</i>	1 (2/2)	1 (1/1)	4 (1/6)	4 (2/6)	2 (+/1)	0
47	Oro	<i>Ononis rotundifolia</i>	<i>Ononido-Pinion</i>	0	4 (+/+)	1 (6/6)	0	0	0
48	Psy	<i>Pinus sylvestris</i>	<i>Pyrolo-Pinetea/Ericeo-Pinetea</i>	1 (+/+)	1 (+/+)	4 (1/9)	5 (12/35)	5 (18/70)	5 (37/75)
49	Soc	<i>Saponaria ocymoides</i>	<i>Pyrolo-Pinetea</i>	1 (+/+)	4 (+/1)	5 (+/6)	4 (+/1)	5 (+/+)	0
50	Vru	<i>Viola rupestris</i>	<i>Pyrolo-Pinetea</i>	0	3 (+/+)	0	4 (+/1)	0	2 (+/+)
51	<i>Quercetea pubescentis</i> and subordinated units								
52	Cab	<i>Colutea arborescens</i>	<i>Quercetalia pubescenti-sessiliflorae</i>	0	0	3 (+/10)	0	0	0

1									
2									
3									
4									
5	Hfo	<i>Helleborus foetidus</i>	<i>Quercetea pubescentis</i>	0	0	0	0	2 (+/+)	0
6	Qpu	<i>Quercus pubescens</i>	<i>Quercetea pubescentis</i>	3 (1/15)	2 (+/1)	3 (5/6)	5 (+/6)	5 (+/30)	0
7	Sar	<i>Sorbus aria</i>	<i>Quercetea pubescentis</i>	0	0	0	0	0	3 (+/1)
8	<i>Quercetea robori-sessiliflorae</i> and subordinated units								
9	Bpe	<i>Betula pendula</i>	<i>Quercetea robori-sessiliflorae</i>	0	1 (+/+)	2 (2/5)	0	0	1 (3/3)
10	Lmo	<i>Lathyrus montanus</i>	<i>Quercetea robori-sessiliflorae</i>	0	0	0	0	0	2 (+/1)
11	Ptr	<i>Populus tremula</i>	<i>Quercetea robori-sessiliflorae</i>	1 (2/2)	1 (1/1)	5 (5/28)	4 (+/5)	4 (+/26)	3 (+/20)
12	Vof	<i>Veronica officinalis</i>	<i>Quercetea robori-sessiliflorae</i>	0	0	2 (+/1)	0	0	3 (+/+)
13	Vri	<i>Viola riviniana</i>	<i>Quercetea robori-sessiliflorae</i>	0	0	0	0	2 (+/+)	1 (+/+)
14	<i>Robinietea</i> and subordinated units								
15	Aal	<i>Ailanthus altissima</i>	<i>Robinietea</i>	1 (+/+)	0	0	0	0	0
16	<i>Rosmarinetea</i> and subordinated units								
17	Tvu	<i>Thymus vulgaris</i>	<i>Rosmarinetea</i>	1 (+/+)	0	0	0	4 (+/8)	0
18	<i>Stellarietea mediae</i> and subordinated units								
19	Ach	<i>Ajuga chamaepitys</i>	<i>Caucalidion lappulae</i>	1 (+/+)	0	0	0	0	0
20	Cmi	<i>Chaenorhinum minus</i>	<i>Stellarietea mediae</i>	1 (+/+)	0	0	0	0	0
21	Cal	<i>Chenopodium album</i>	<i>Stellarietea mediae</i>	3 (+/1)	0	0	0	0	0
22	Car	<i>Cirsium arvense</i>	<i>Stellarietea mediae</i>	2 (5/8)	3 (+/6)	2 (+/+)	1 (+/+)	0	0
23	Cca	<i>Conyza canadensis</i>	<i>Stellarietea mediae</i>	5 (1/8)	0	0	0	0	0
24	Dte	<i>Diplotaxis tenuifolia</i>	<i>Sysimbretalia</i>	1 (1/1)	1 (1/1)	0	0	0	0
25	Ola	<i>Odontites lanceolata</i>	<i>Caucalidion lappulae</i>	2 (1/10)	0	0	0	0	0
26	Vsa	<i>Vicia sativa</i>	<i>Stellarietea mediae</i>	1 (+/+)	0	0	0	0	0
27	Var	<i>Viola arvensis</i>	<i>Stellarietea mediae</i>	2 (+/+)	0	0	0	0	0
28	<i>Thero-Brachypodietea</i> and subordinated units								
29	Cvl	<i>Crupina vulgaris</i>	<i>Thero-Brachypodietea</i>	2 (1/1)	0	0	0	0	0
30	Lsm	<i>Linaria simplex</i>	<i>Thero-Brachypodietea</i>	1 (+/+)	0	0	1 (+/+)	0	0
31	Mmi	<i>Medicago minima</i>	<i>Thero-Brachypodietea</i>	1 (+/+)	0	0	0	0	0
32	<i>Thlaspietea rotundifolii</i> and subordinated units								
33	Aca	<i>Achnatherum calamagrostis</i>	<i>Stipetalia calamagrostis</i>	0	4 (+/6)	0	1 (1/1)	0	0
34	Ena	<i>Erucastrum nasturtiifolium</i>	<i>Epilobion fleicheri</i>	0	2 (+/+)	1 (1/1)	0	0	0
35	Hpi	<i>Hieracium piloselloides</i>	<i>Epilobion fleicheri</i>	0	2 (1/1)	0	1 (+/+)	0	0
36	<i>Trifolio-Geranietea sanguinei</i> and subordinated units								
37	Ctr	<i>Centaurea triumfetti</i>	<i>Geranion sanguinei</i>	0	0	1 (+/+)	0	0	1 (+/+)
38	Cvr	<i>Coronilla varia</i>	<i>Origanetalia vulgaris</i>	0	2 (+/+)	4 (+/6)	0	0	2 (+/+)
39	Hpr	<i>Hypericum perforatum</i>	<i>Origanetalia vulgaris</i>	1 (1/1)	0	2 (1/6)	0	0	0
40	Ico	<i>Inula conyza</i>	<i>Origanetalia vulgaris</i>	1 (+/+)	0	0	1 (+/+)	0	0
41	Lsi	<i>Laserpitium siler</i>	<i>Geranion sanguinei</i>	0	2 (1/6)	1 (+/+)	0	0	2 (+/1)
42	Mfa	<i>Medicago sativa ssp. falcata</i>	<i>Geranion sanguinei</i>	0	0	0	0	3 (+/1)	0
43	Por	<i>Peucedanum oreoselinum</i>	<i>Geranion sanguinei</i>	0	1 (+/+)	1 (+/+)	0	0	0
44	Sit	<i>Silene italica</i>	<i>Geranion sanguinei</i>	0	1 (+/+)	3 (+/1)	1 (+/+)	3 (+/+)	0
45	Snu	<i>Silene nutans</i>	<i>Trifolio-Geranietea sanguinei</i>	0	0	0	0	0	1 (+/+)
46	Tme	<i>Trifolium medium</i>	<i>Trifolion medii</i>	0	0	1 (1/1)	0	0	1 (+/+)
47	Vly	<i>Verbascum lychnitis</i>	<i>Origanetalia vulgaris</i>	3 (+/3)	0	0	0	0	0
48	<i>Vaccinio-Piceetea excelsae</i> and subordinated units								
49	Cap	<i>Clematis alpina</i>	<i>Piceenion excelsae</i>	0	0	0	0	2 (+/2)	0
50	Lde	<i>Larix decidua</i>	<i>Piceenion excelsae</i>	0	0	1 (1/1)	1 (1/1)	3 (1/17)	0
51	Msy	<i>Melampyrum sylvaticum</i>	<i>Vaccinio-Piceetea excelsae</i>	0	0	0	0	0	5 (1/10)

1  
2  
3  
4  
5  
6  
7  
8  
9  
10  
11  
12  
13  
14  
15  
16  
17  
18  
19  
20  
21  
22  
23  
24  
25  
26  
27  
28  
29  
30  
31  
32  
33  
34  
35  
36  
37  
38  
39  
40  
41  
42  
43  
44  
45  
46  
47  
48  
49

Pex	<i>Picea excelsa</i>	<i>Vaccinio-Piceetea excelsae</i>	0	0	0	1 (+/+)	1 (+/+)	2 (+/3)
Pun	<i>Pinus uncinata</i>	<i>Piceetalia excelsae</i>	0	0	0	0	1 (1/1)	0
Vmy	<i>Vaccinium myrtillus</i>	<i>Vaccinio-Piceetea excelsae</i>	0	0	0	0	0	1 (+/+)

**References**

Aeschimann D, Lauber K, Moser MD, Theurillat JP. 2004. Flora alpina. Bologna: Zanichelli

For Peer Review Only