



Cite this: *Org. Biomol. Chem.*, 2024, **22**, 2124

## Alkene carboamination/oxidative denitrogenation of 3-allyl-3-hydrazinylindolin-2-ones: one-pot entry to spirocyclopropyloxindoles†

Marco Manenti, \* Tommaso Villa, Giovanni Macetti and Alessandra Silvani

A one-pot protocol, consisting of a Pd-catalysed carboamination reaction, followed by *N*-deprotection and oxidative denitrogenation, has been developed for the synthesis of diversely substituted spirocyclopropyloxindoles, in yields up to 73% and with diastereoselectivity close to 1 : 1. Readily accessible starting materials, mild reaction conditions, an easy to operate one-pot procedure and good functional group tolerance make this transformation a versatile tool for the synthesis of substituted spirocyclopropyloxindoles. This protocol successfully works on the gram-scale and allows access to both diastereoisomers separately. A plausible mechanism was proposed, and a series of post-transformations were performed on the obtained products, showing their remarkable synthetic versatility.

Received 28th December 2023,  
Accepted 13th February 2024

DOI: 10.1039/d3ob02115g

rsc.li/obc

### Introduction

Spirocyclopropyloxindoles are an important class of heterocyclic derivatives found in both natural and synthetic compounds and are endowed with distinctive properties that are associated with their spirocyclic three-dimensional feature.<sup>1</sup> They combine the cyclopropyl ring, whose rigidity is suitable for a special range of biological activities, including protein inhibition,<sup>2</sup> DNA alkylation<sup>3</sup> and interaction with unique relevant targets,<sup>4</sup> with the privileged oxindole scaffold, which is widely distributed in a number of natural products and pharmaceuticals, displaying, among others, anticancer,<sup>5</sup> antiviral,<sup>6</sup> antitubercular<sup>7</sup> and antimalarial activities.<sup>8</sup>

It is therefore not surprising that spirocyclopropyloxindoles are becoming increasingly relevant in drug discovery, and several compounds have already been established as reliable sources of new drugs (Fig. 1).<sup>9</sup> Among these, CFI-400945 is a potent PLK4 inhibitor, which has entered phase I clinical trials for the treatment of breast cancer,<sup>10</sup> while Sisunatovir is an orally bioavailable inhibitor of the respiratory syncytial virus.<sup>11</sup> This class of compounds includes even anti-HIV, anti-obesity and different anticancer compounds.<sup>12</sup>

Significant work has been done over the past few decades to discover viable synthesis methods of spirocyclopropyloxindoles, and the development of efficient and short routes to generate chemical diversity around this distinctive framework remains an active research field today. Most of the reported methodologies rely on the use of sulfur ylides, such as the recent protocol developed by Hajra and co-workers, in which isatin undergoes a domino Corey–Chaykovsky reaction to give unsubstituted spirocyclopropyloxindoles,<sup>13</sup> and the protocols described by Feng and co-workers and by Yuan and co-workers, in which activated 3-alkenyl oxindoles undergo a formal [2 + 1] annulation with sulfur and sulfoxonium ylides, both by metal catalysis and under metal-free conditions.<sup>14,15</sup> Besides sulfur ylides, phenyliodonium ylides can be employed as C-1 synthons in [2 + 1] annulations, as recently demonstrated by Feng and co-workers,<sup>16</sup> as well as Morita–Baylis–Hillman carbonates, as reported by Warghude and co-workers.<sup>17</sup> A domino reaction of M–B–H carbonates of isatins and sulfur ylides was exploited by Zheng and co-workers to synthesize complex oxospiro[bicyclo[3.1.0]hexane-6,3'-indoline] scaffolds.<sup>18</sup> All these approaches require particularly activated 3-alkenyl oxindoles, such as conjugated ones, in order to give the target spiro derivatives, severely limiting the scope of these types of reactions.

A different strategy toward substituted spirocyclopropyloxindoles involves the use of highly reactive diazo compounds, again in combination with 3-alkenyl oxindoles, to perform a [3 + 2] cyclization followed by nitrogen elimination, as demonstrated by Maurya and co-workers<sup>19</sup> and by Xiao and co-workers<sup>20</sup> (Scheme 1, previous studies). However, diazo com-

Department of Chemistry, University of Milan, via C. Golgi 19, Milano, 20133, Italy.

E-mail: marco.manenti@unimi.it, tommaso.villa7@studenti.unimi.it

† Electronic supplementary information (ESI) available: Copies of <sup>1</sup>H NMR, <sup>13</sup>C NMR and <sup>19</sup>F NMR spectra of all new compounds, the <sup>1</sup>H NMR and NOESY studies conducted on compounds 5, 7 and 11 and CIF files for compounds 7b and 11. CCDC 2307637 and 2307638. For ESI and crystallographic data in CIF or other electronic format see DOI: <https://doi.org/10.1039/d3ob02115g>



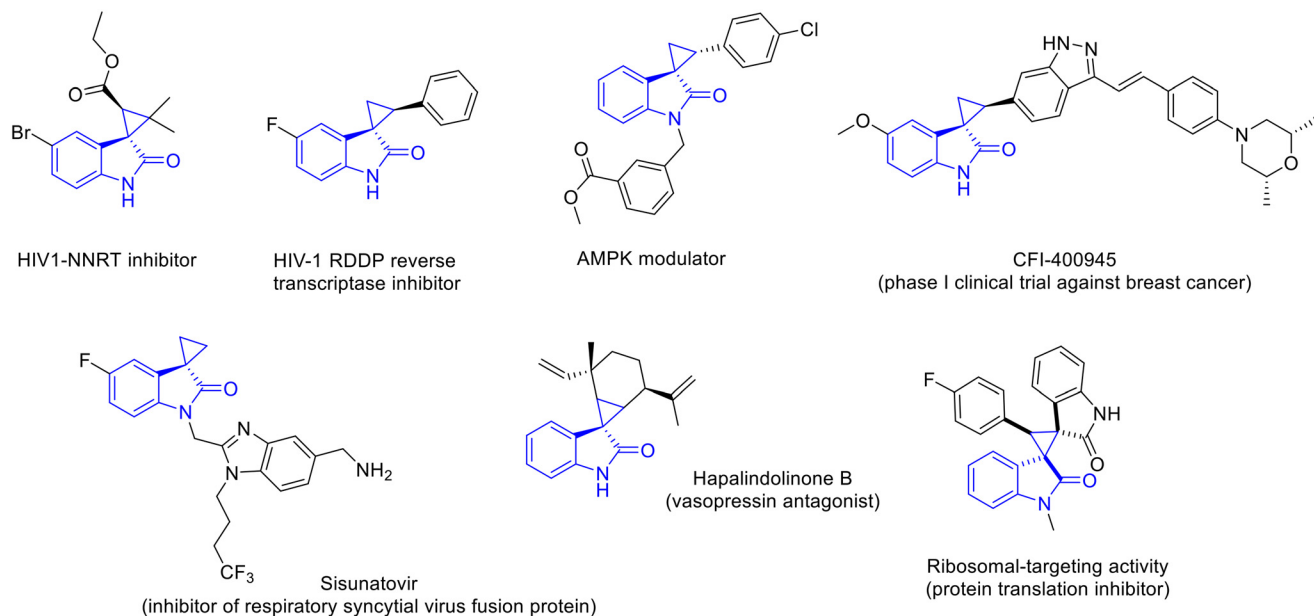


Fig. 1 Examples of natural and synthetic spirocyclopropyloxindoles with relevant biological activities.

pounds have to be synthesized *in situ* due to their carcinogenicity and highly explosive nature, making the scale-up of the process troublesome and dangerous. Moreover, apart from the safety issues related to diazo compounds, spirocyclopropyloxindoles prepared in this way are always obtained as single diastereoisomers, according to the frontier molecular orbital theory and without the possibility of accessing alternative diastereoisomers.<sup>21</sup> By reversing the substrates' functionalities, Cao and co-workers demonstrated the application of 3-diazo oxindoles in a series of Hg(II)- or Au(I)-catalysed reactions with both electron-rich or electron-neutral olefins, achieving the desired spirocyclopropyloxindoles in good yields and with a broad range of different substituents,<sup>22,23</sup> while Iwasa and co-workers performed the same transformation using a chiral Ru(II) catalyst.<sup>24</sup> In a solvent and catalyst-free version, developed by Muthusamy and co-workers, 3-diazo oxindoles were heated directly in the presence of electron-deficient olefins,<sup>25</sup> while a photochemical variation was described by Chen and co-workers.<sup>26</sup> Since 3-diazo oxindoles are also carcinogenic and explosive,<sup>27</sup> they must be handled with extreme caution and a blast shield must be used in all their reactions.

For various reasons, it is therefore worthwhile to develop new synthetic protocols that are mild, safe, broadly tolerant and capable of providing access to both diastereoisomers of the desired spirocyclopropyloxindoles.

In our previous work, we described an easy entry to spiro-pyrazolidinyloxindoles, exploiting a Pd(0)-catalysed carboamination reaction, which gives access to both separable diastereoisomers of the desired products in good yields and with high functional group tolerance.<sup>28</sup> Now, we envisioned that such a transformation could be coupled with *N*-deprotection, mild *N*-*N* bond oxidation, nitrogen elimination and ring contraction, leading to the target spirocyclopropyloxindoles in a one-pot

process starting from the readily available 3-allyl-3-hydrazinylindolin-2-ones (Scheme 1, this work). To the best of our knowledge, no similar one-pot strategy, involving such a mild oxidative denitrogenation step, has been described so far in the literature for the synthesis of related compounds.

## Results and discussion

We began our investigation with the allylation reaction of the known isatin-derived *N*-Boc-1a and *N*-Cbz-hydrazones 2a, which afforded the corresponding 3-allyl-3-hydrazinylindolin-2-ones 3a and 4a.

While the allylation of 1a was already optimized in our previous work (Table 1, entry 1), the same conditions did not work for the related *N*-Cbz derivative 2a (entry 2), so alternative procedures were sought.

The Brown reaction with allylboronic acid pinacol ester was not effective, even after the addition of the strong Lewis acid Ti(OiPr)<sub>4</sub> (entry 3). Using the Grignard reagent allylmagnesium bromide, the target compound 4a could be obtained in 48% yield (entry 4). We were pleased to observe that a Barbier-type reaction, relying on activated zinc powder to form allylzinc bromide *in situ*, gave the desired product in 92% yield in only five minutes (entry 5).

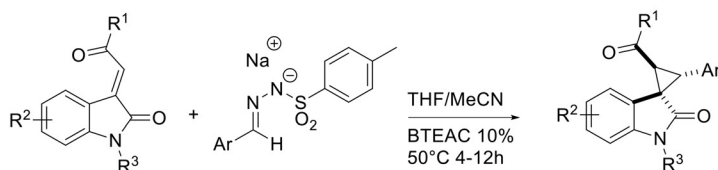
Following the conditions reported in entries 1 and 5, respectively, a small library of different 3-allyl-3-hydrazinylindolin-2-ones 3 and 4 was prepared (Scheme 2). Apart from the sterically hindered 4-chloro derivatives, all the selected hydrazone substrates gave the corresponding products in good to excellent yields.

Next, we focused our attention on the one-pot conversion of allyl derivatives 3 and 4 to the desired spirocyclopropyl-



**Previous works:**

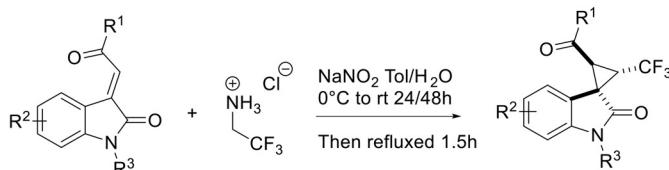
R.A. Maurya et al, (2014)



- scope limited to activated 3-alkenyloxindoles

- *in situ* generated hazardous diazo compounds

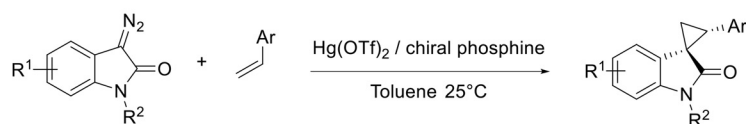
J.W. Xiao et al, (2014)



- only one possible diastereoisomer obtainable

- only disubstituted spiro cyclopropyloxindoles obtainable

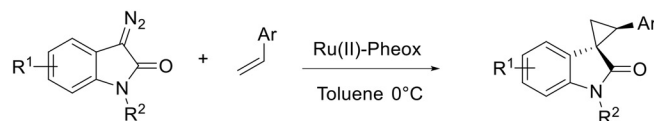
Z.Y. Cao et al, (2012)



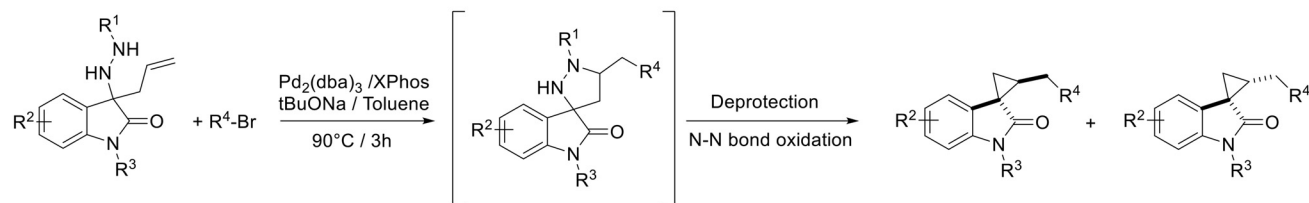
- requires carcinogenic and explosive 3-diazo oxindoles

- toxic or expensive reagents and/or ligands

S. Iwasa et al, (2018)



- only one possible diastereoisomer obtainable

**This work:**

- easy one-pot protocol - gram-scale scalability - both diastereoisomers obtainable  
 - broad range of substituents tolerated - safe and cheap reagents

**Scheme 1** Target spirocyclopropyloxindoles: previous studies using [3 + 2] cyclization/ring contraction approaches and the new strategy herein reported.

oxindoles, envisioning nitrogen deprotection and subsequent N-N bond oxidation as the key steps after the Pd-catalysed alkene carboamination reaction (Table 2). In the model reaction, starting from compound **3a** and 4-bromo-1,10-biphenyl as the reference aryl halide, the intermediate spiropyrazolidinoyloxindole was achieved by reaction with Pd<sub>2</sub>(dba)<sub>3</sub> as the

catalyst, paired with X-phos, according to an optimised protocol that is able to drive the reaction towards the key intramolecular carboamination, rather than towards the competing intermolecular Heck reaction (see below, Scheme 7).<sup>28</sup>

Instead of isolating, it was subjected to *N*-Boc deprotection *in situ*, evaluating a series of different protocols (conditions 1).



**Table 1** Optimisation screening for the allylation reaction<sup>a</sup>

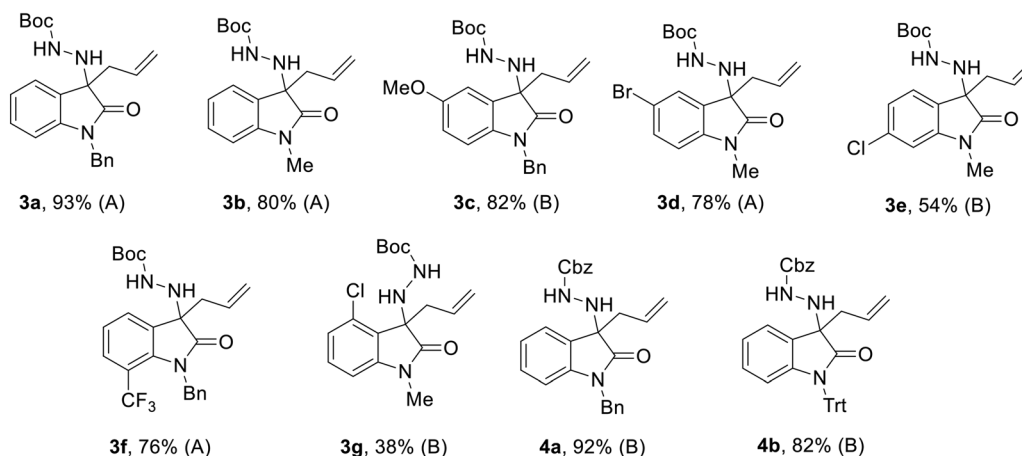
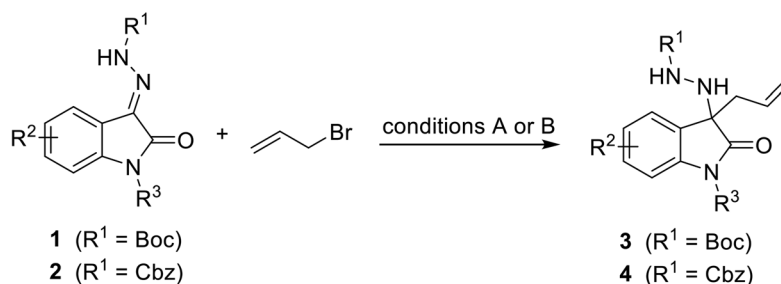
Entry	R	X	Solvent and conditions	Yield <sup>b</sup> (%)
1	Boc	Br	In powder, MeOH, 40 °C, 3 h	93%
2	Cbz	Br	In powder, MeOH, 40 °C, 3 h	Traces
3	Cbz	Bpin	Ti(OiPr) <sub>4</sub> , THF, 40 °C, 3 h	Traces
4	Cbz	MgBr	THF, -78 °C to rt, 3 h	48%
5	Cbz	Br	Zn powder, THF, 0 °C, 5 min	92%

<sup>a</sup> Reactions were carried out with **1a** (0.15 mmol) and allyl-X (0.30 mmol) in a solvent (1.5 mL) and **2a** (0.15 mmol) and allyl-X (0.33 mmol) in a solvent (0.5 mL). <sup>b</sup> Isolated yields.

Trifluoroacetic acid afforded the desired NH-NH pyrazolidine intermediate in 74% conversion, as detected by <sup>1</sup>H NMR, but with a long reaction time (entry 1). Aqueous 4 N HCl was ineffective, probably due to the decreased solubility of the sub-

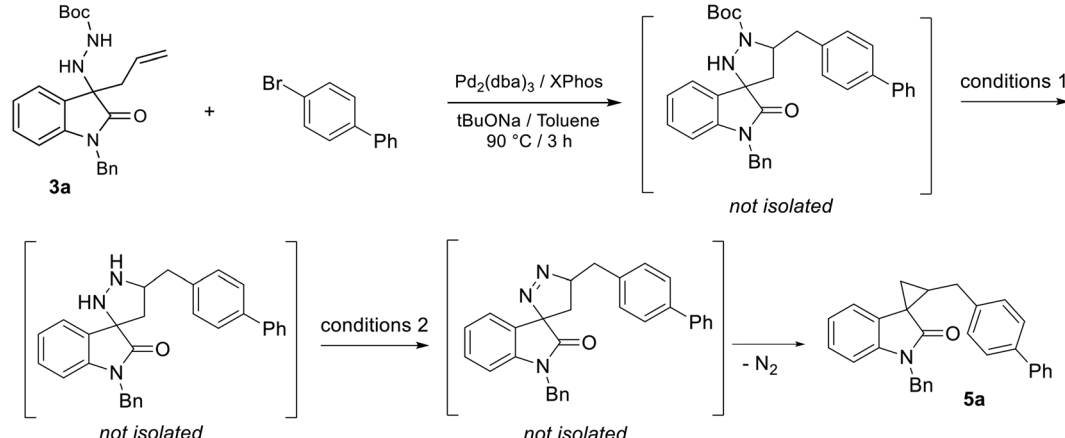
strate in the biphasic reaction medium (entry 2), as confirmed by the good result conversely obtained using 4 N HCl in dioxane, which actually afforded the desired deprotected intermediate with a conversion of 77% in three hours (entry 3). However, the *N*-Boc deprotection was not achieved using trimethylsilyl iodide solution in methanol (entry 4). Next, a series of different oxidants were investigated for the following step. Besides Pb(OAc)<sub>4</sub> and KMnO<sub>4</sub> (entries 5 and 6), which proved to be effective, but are strong environmental pollutants, an aqueous solution of CuSO<sub>4</sub> performed well, undergoing quantitative mild oxidation and ring contraction to afford the desired target **5a** in a satisfactory 73% overall yield from precursor **3a** (entry 7). Finally, AgOTf afforded the desired product with lower conversion (40%), probably due to the low solubility of the silver salt in the solvent (entry 8). It is noteworthy that, under the described conditions, the nitrogen elimination seems to be almost instantaneous after oxidation, preventing the observation of the intermediate spiropyrazolinyloxindole by TLC.

On the other hand, starting from the *N*-Cbz allyl derivative **4a**, the alkene carboamination reaction was followed by *N*-Cbz deprotection by NH<sub>4</sub>(HCO<sub>2</sub>) in methanol and 10% Pd/C, and finally by CuSO<sub>4</sub> oxidation, to afford the expected spirocyclopropyloxindole **5a**, again by a one-pot procedure, in a comparable 67% overall yield (Scheme 3).



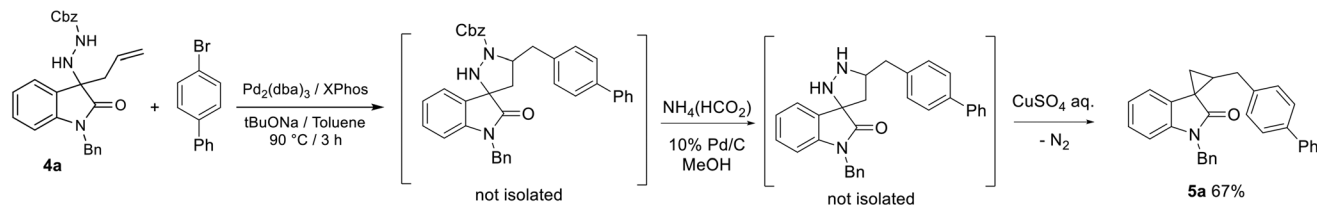
**Scheme 2** Substrate scope of *N*-Boc allyl-oxindoles **3** and *N*-Cbz allyl-oxindoles **4**. Reactions were performed on a 1.50 mmol scale. Conditions A: allyl bromide (2 eq.), indium powder (2 eq.) in MeOH (0.1 M), 40 °C, 3 h. Conditions B: allyl bromide (2.2 eq.), activated zinc powder (5 eq.) in THF (0.3 M), 0 °C, 5 min. Isolated yields.



**Table 2** Optimisation screening for the *N*-Boc deprotection of the intermediate spirocyclopropyloxindoles (conditions 1) and for the N–N bond oxidation and ring contraction (conditions 2)<sup>a</sup>


Entry	Conditions 1 ( <i>N</i> -Boc deprotection)	<i>T</i> (°C)	Conv. <sup>e</sup> (%)	Entry	Conditions 2 (oxidation) <sup>d</sup>	Conv. <sup>e</sup> (%)
1	TFA <sup>b</sup>	30	74 (8 h)	5	Pb(OAc) <sub>4</sub>	Quant.
2	4 N HCl aq. <sup>b</sup>	30	Traces (8 h)	6	KMnO <sub>4</sub> (aq.)	Quant.
3	4 N HCl in dioxane <sup>b</sup>	30	77 (3 h)	7	CuSO <sub>4</sub> (aq.)	Quant.
4	TMSI/MeOH <sup>c</sup>	30	n.d. <sup>f</sup>	8	AgOTf	40

<sup>a</sup> Reactions were carried out with **3a** (0.10 mmol), Pd<sub>2</sub>(dba)<sub>3</sub> (0.004 mmol), XPhos (0.016 mmol), *t*BuONa (0.13 mmol), and Br-biphenyl (0.13 mmol) in toluene (2.0 mL). <sup>b</sup> The volume of the added acid solution was equal to the starting volume of toluene. <sup>c</sup> TMSI (0.50 mmol) in MeOH (5.0 mL). <sup>d</sup> Oxidants (0.60 mmol) were used as a solid or added as an aqueous solution. <sup>e</sup> Determined by <sup>1</sup>H NMR of the crude reaction mixture. <sup>f</sup> Not detected.

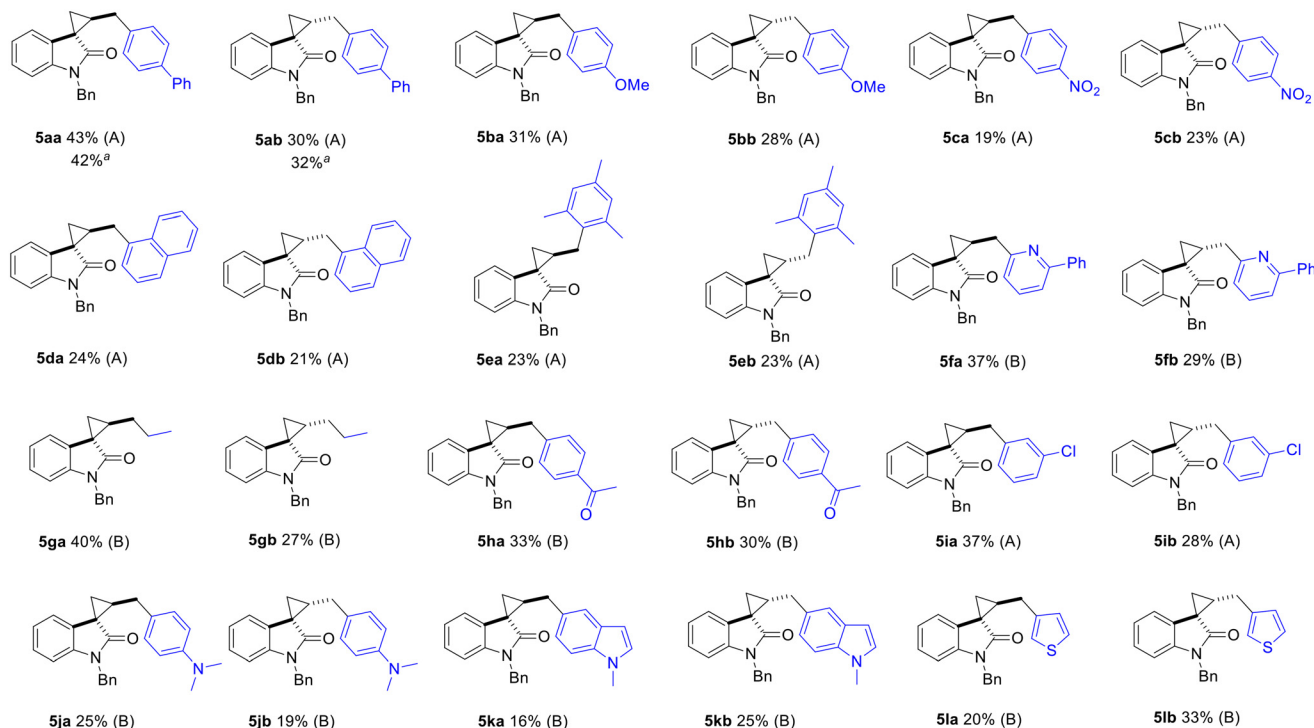
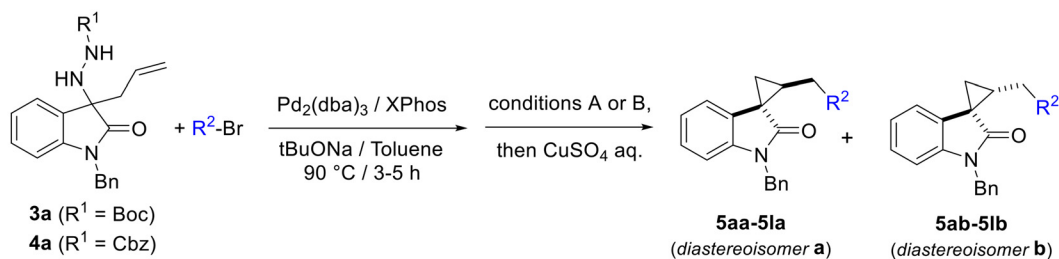
**Scheme 3** One-pot protocol for the synthesis of the target compound **5a** starting from the *N*-Cbz protected compound **4a**. Reaction was carried out with **4a** (0.25 mmol), NH<sub>4</sub>(HCO<sub>2</sub>) (25 mmol), 10% Pd/C (121 mg), and methanol (15 mL). Copper sulphate pentahydrate (1.50 mmol) in water (3.0 mL). Yield reported is the isolated yield over three steps.

The availability of two classes of differently *N*-protected starting substrates (compounds **3** and **4**) allows to select the best one-pot reaction conditions, on the basis of the different functional groups and substituents that are present on the entire molecule. This greatly increases the versatility of the protocol, as widely demonstrated by the substrate scope study that was carried out.

Hence, relying on the optimised conditions and starting from compounds **3a** and **4a** and various aryl and heteroaryl bromides, a library of different spirocyclopropyloxindoles was synthesized. In all cases, two diastereoisomers were formed in a ratio close to 1:1. They can be easily separated by flash chromatography and were individually fully characterised by NMR spectroscopy and high-resolution mass spectrometry (HRMS) (Scheme 4, for the relative configuration assignment see later).

The protocol proved to be very suitable, tolerating both electron-rich (4-methoxy-phenyl) and electron-poor (4-nitro-phenyl) aryl bromides as reaction partners, although the presence of the nitro group slightly lowers the yield, due to non-investigated side reactions (**5b** and **5c**). Sterically hindered naphthyl and mesityl bromides show similar reactivity in the one-pot process, affording the desired spirocyclic derivatives **5d** and **5e** in comparable yields. Pleasingly, the 2-bromo-6-phenylpyridine reacted smoothly to give compound **5f** in good yield, demonstrating the applicability of the protocol to the synthesis of spirocyclopropyloxindoles containing pharmacologically relevant heterocycles. With R<sup>2</sup> = vinyl, the reaction was effective, but the terminal double bond, inserted with the carboamination step, was reduced under the subsequent reaction conditions, so the final spirocyclopropyloxindole **5g**, bearing a saturated alkyl chain, was recovered. A carbonyl





**Scheme 4** Substrate scope of different aryl or heteroaryl bromides  $\text{R}^2\text{-Br}$  for the synthesis of substituted spirocyclopropyloxindoles **5a–5l** (as pairs of diastereoisomers **a** and **b**). Reactions were performed on a 0.25 mmol scale. In brackets: conditions A (for substrate **3a**: 4 N HCl in dioxane) or conditions B (for substrate **4a**:  $\text{NH}_4(\text{HCO}_2)$ , 10% Pd/C, MeOH). Yields reported are the isolated yields over three steps. <sup>a</sup> Reaction performed on a 1 gram scale.

group on the aryl bromide reagent was also found to be compatible with the reaction conditions (**5h**). 3-Bromo-chlorobenzene can be used as a reaction component, displaying both good reactivity and complete selectivity for bromide in the step of oxidative addition to Pd(0) (**5i**). 4-Bromo-*N,N*-dimethylaniline and 5-bromo-1-methyl-1*H*-indole do not react completely in the carboamination step, affording the corresponding cyclopropyloxindoles **5j** and **5k** only in moderate yields. Finally, 3-Br-thiophene was used and the corresponding product **5l** was obtained in acceptable yield, but after a slightly longer reaction time.

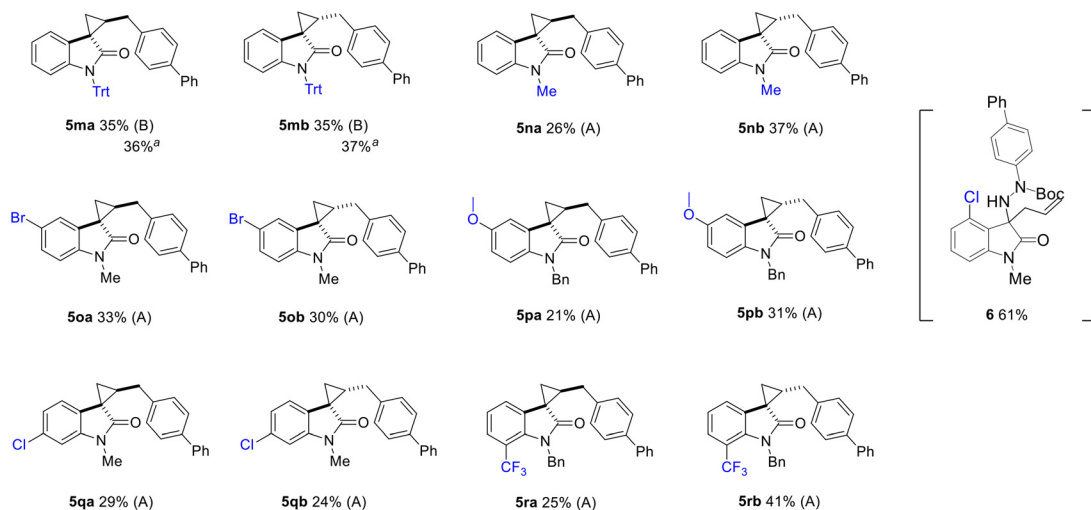
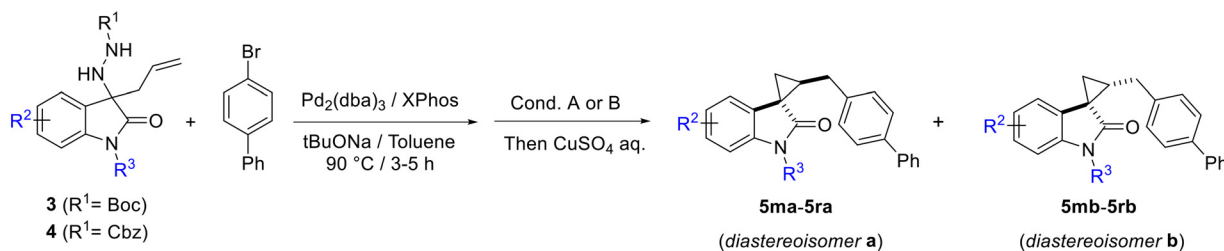
Next, after the screening of aryl, heteroaryl and alkenyl bromides suitable for the reaction, we moved our attention to differently substituted oxindole precursors (Scheme 5).

With regard to  $\text{R}^3$ , the reaction proceeded well with the bulky trityl (**5m**), while with  $\text{R}^3 = \text{Me}$ , the overall yield decreased slightly (**5n**). Moving to  $\text{R}^2$ , oxindoles bearing

halogen substituents, both at positions C-5 (**5o**) and C-6 (**5q**), proved to be suitable substrates. The electron-rich 5-methoxyoxindole substrate was observed to undergo minimal side reactions during the deprotection step, affording the corresponding product **5p** in a slightly lower yield. On the other hand, the electron-withdrawing trifluoromethyl substituent at C7 was well tolerated and compound **5r** was obtained smoothly. Finally, the 4-chloro-oxindole substrate afforded the undesired Buchwald coupling product **6** after the Pd-catalysed step, probably due to the steric hindrance near the carboamination reaction site.

To demonstrate the scalability and reliability of the process, a gram-scale synthesis of compounds **5a** and **5m** was performed. It afforded the desired products in comparable yields and diastereomeric ratios, despite requiring slightly longer reaction times for the deprotection step. It is worth underlining that the reported final yields, even if seemingly moderate,





**Scheme 5** Substrate scope of different substituted allyloxindoles **3** and **4** for the synthesis of substituted spirocyclopropyloxindoles **5m–5r** (as pairs of diastereoisomers **a** and **b**). Reactions were performed on a 0.25 mmol scale. Conditions A (for substrates **3**): 4 N HCl in dioxane. Conditions B (for substrates **4**):  $\text{NH}_4(\text{HCO}_2)$ , 10% Pd/C, MeOH. Yields reported are isolated yields over three steps. <sup>a</sup> Reaction performed on a 1 gram scale.

are actually highly satisfactory, representing the overall yields over three different reactions carried out as a one-pot process.

Since oxindoles bearing *N*-H are often more suitable for biological activity, with respect to the *N*-protected analogues, easy deprotection of compounds **5ma** and **5mb** was also demonstrated, allowing the achievement of compounds **7a** and **7b** in good yields. Compound **7b** was also crystallized through slow evaporation from chloroform and subjected to single crystal X-ray diffraction analysis, which proved the relative configuration of the two stereogenic centers (Scheme 6).

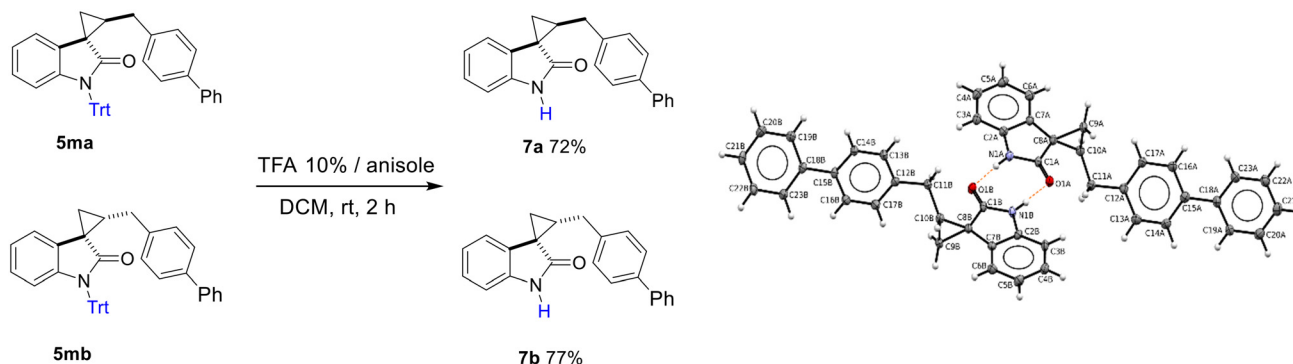
With regard to the one-pot reaction mechanism, we have to consider the Pd-catalyzed carboamination and the subsequent ring contraction (Scheme 7). The mechanism of the first transformation is already described,<sup>29</sup> and in our case, it relies on the known ability of the  $\text{Pd}_2(\text{dba})_3$  complex to reduce the rate of  $\beta$ -hydrogen elimination in the intermediate  $\text{Pd}(\text{II})$ - $\sigma$ -alkyl complex,<sup>30</sup> driving the reaction towards intramolecular cyclization rather than the  $\beta$ -hydrogen elimination involved in the Heck reaction. To shed light on the ring contraction mechanism, the synthesis of the model compound **5a** was carried out in the presence of TEMPO as the radical scavenger. Since the obtained yield does not differ from that in the absence of the radical scavenger, it is plausible to assume that the ring contraction involves a stabilized zwitterionic intermediate, rather

than a di-radical species, as sometimes reported in the literature for similar denitrogenation processes<sup>31</sup> (Scheme 7).

To investigate the synthetic versatility of the obtained spirocyclopropyloxindoles, some post-transformations were evaluated. We considered first the amazing conversion of cyclopropyl rings into different heteroatom-containing five-membered rings *via*  $\text{MgI}_2$ -catalysed [3 + 2] cycloaddition with carbonyl compounds and imines, described by Carreira and co-workers some years ago,<sup>32</sup> and applied it to the synthesis of biologically relevant compounds, such as the alkaloids ( $\pm$ )-horsfiline,<sup>33</sup> ( $\pm$ )-strychnofoline<sup>34</sup> and ( $-$ )-rhynchophylline.<sup>35</sup> However, this reaction, as well as the more recently described related methodologies,<sup>36</sup> works only with activated donor-acceptor cyclopropanes, namely compounds endowed with a specific substitution pattern at the cyclopropane ring, where the combined effects of vicinal electron-donating and electron-accepting moieties allow for particularly mild, efficient, and selective transformations.

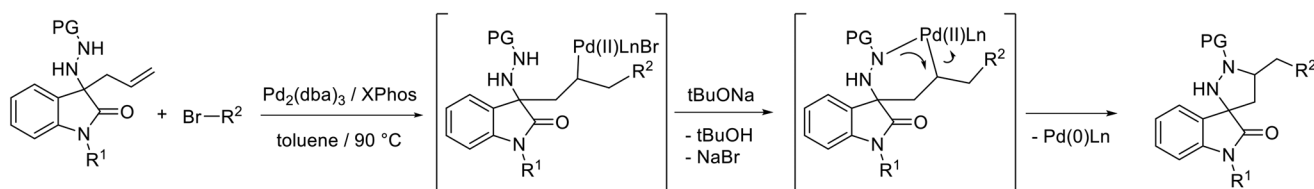
In our case, relying on molecules that lack suitable substitution for activating [3 + 2] cycloaddition pathways, a new rearrangement reaction was explored, taking advantage of the unique presence of a reactive benzylic methylene on the cyclopropyl ring. Starting from spirocyclopropyloxindoles **5** or **7**, *via* reaction with  $\text{MgI}_2$  in combination with triethylamine hydro-



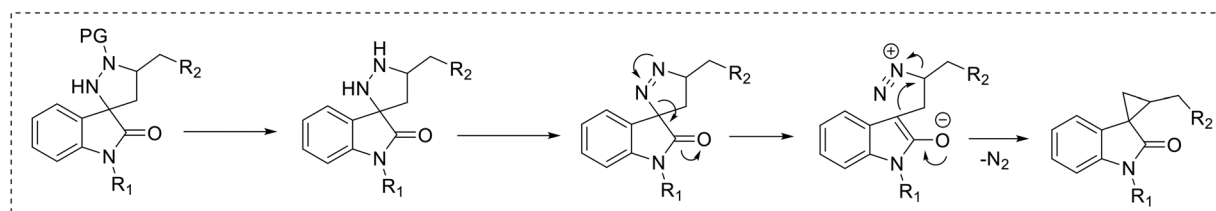


**Scheme 6** Removal of the trityl group (left) and the asymmetric unit of compound **7b** at 100 K (right). Non-H atom numbering scheme. Thermal ellipsoids of non-H atoms were drawn at the 50% probability level. The usual colour code was employed for atoms (grey: C; white: H; blue: N; red: O). For crystallographic details see the ESI.†

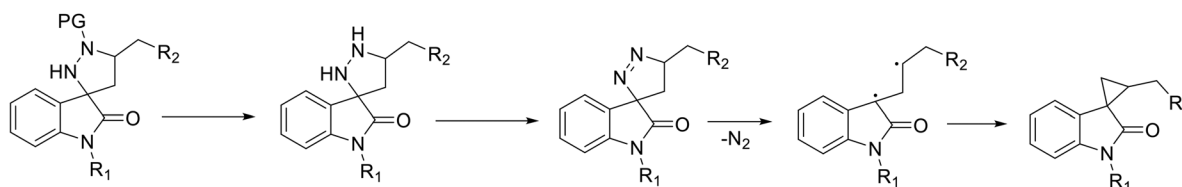
#### Pd-catalyzed carboamination reaction mechanism



#### Zwitterionic mechanism



#### Di-radical mechanism



**Scheme 7** Pd-catalyzed carboamination reaction and ring contraction: plausible zwitterionic mechanism, in comparison with the di-radical alternative.

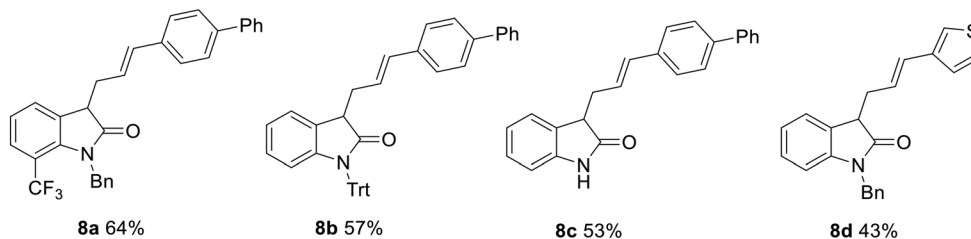
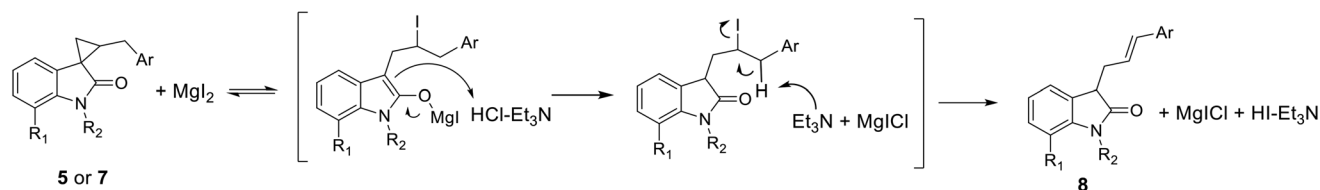
chloride, acting both as a magnesium-enolate quencher and an  $E_{2BC}$  promoter, the ring opening was achieved, leading to the formation of unprecedented 3-substituted oxindoles (Scheme 8).

Indeed, triethylamine hydrochloride, as a proton source, drives the reaction towards the intermolecular quenching of the intermediate magnesium enolate and the subsequent elimination of HI, discouraging in this way the intramolecular iodide displacement, which would regenerate the starting

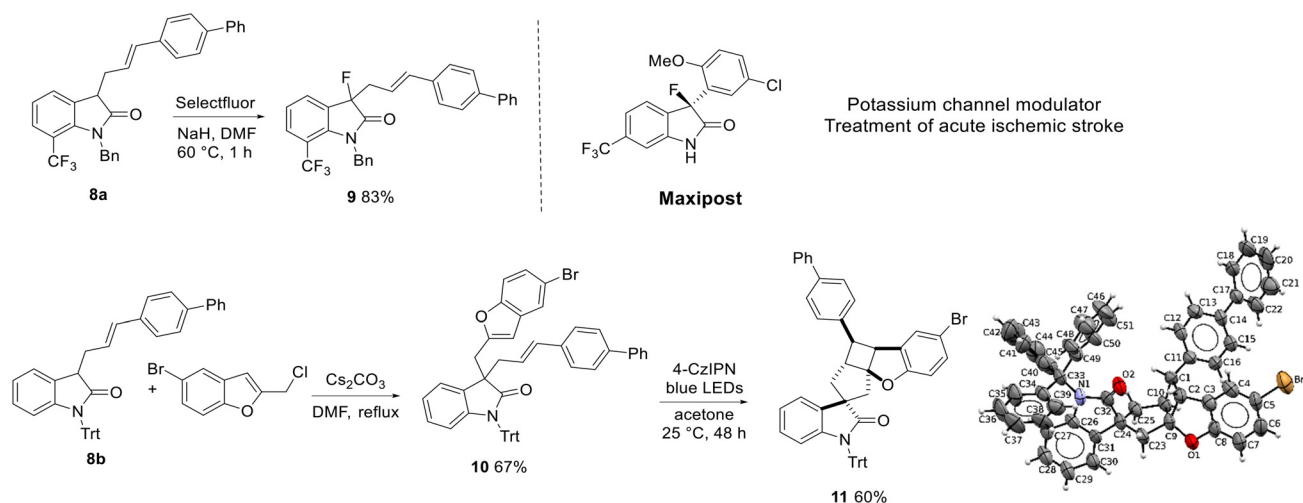
three-membered ring and free  $MgI_2$ . No reaction was observed when the temperature was decreased to 90 °C or in the absence of one of the two reagents. Under such conditions, four different spirocyclopropyloxindoles were converted into the corresponding 3-substituted oxindoles **8**, without any significant difference in reactivity and with comparable yields.

The synthetic utility of compounds **8** was illustrated through two post-transformation reactions. By electrophilic fluorination, compound **8a** was converted into the highly





**Scheme 8** Rearrangement of spirocyclopropyloxindoles **5** and **7** into 3-substituted oxindoles **8**. Reactions were performed on a 0.20 mmol scale. Magnesium iodide (1.2 eq.), triethylammonium hydrochloride (6.0 eq.), THF : DMF 3 : 1 (0.4 M), 130 °C, 48 h. Isolated yields.



**Scheme 9** Post-transformation reactions to give compounds **9** and **11**. Isolated yields. Symmetric unit of **11** at RT, with the non-H atom numbering scheme. Thermal ellipsoids of non-H atoms were drawn at the 50% probability level. Atom color code is grey: C; white: H; blue: N; red: O; gold: Br.

fluorinated derivative **9**, whose chemical structure resembles that of the potassium channel modulator Maxipost. Compound **8b** was indeed alkylated at C-3 to afford derivative **10**, which was subjected to a photoinduced dearomative [2 + 2] cyclization, leading to the densely functionalized  $sp^3$ -rich spiro tetracyclic compound **11** (Scheme 9).

The remarkable selectivity in the light-promoted cyclization step could possibly be related to the favourable  $\pi$ - $\pi$  interactions between the aromatic rings of the molecule in the transition state. The relative configuration was assigned unambiguously by 2D-NOESY-NMR, and fully confirmed by single-crystal X-ray diffraction analysis (see the ESI†). It is noteworthy that compound **11** can likely be functionalized even further, exploiting both the aryl bromide for Pd-catalysed reactions and the easily deprotectable oxindole *N*-position.

## Conclusion

A safe and scalable one-pot protocol for the synthesis of spirocyclopropyloxindoles was developed, exploiting an alkene carboamination/oxidative denitrogenation strategy, starting from 3-allyloxindole derivatives. Under mild conditions, a broad scope of the desired products, as two separable diastereoisomers, was easily achieved, even when carrying out the reaction on the gram-scale. An unprecedented rearrangement reaction was discovered for the conversion of the obtained spirocyclopropyloxindoles into 3-substituted oxindoles in acceptable yields. Finally, the possible conversion into new densely functionalized polycyclic scaffolds with remarkable stereoselectivity, *via* a photoinduced [2 + 2] dearomative cyclization, was also demonstrated.



Efforts to apply this protocol to the synthesis of spirocyclopropyloxindoles and derivatives within programs of drug discovery are currently underway in our laboratory.

## Experimental section

### General information

Isatin-derived hydrazones **1** and **2** were prepared according to the method reported in the literature.<sup>28</sup> Unless noted, all the reactions were performed under an inert atmosphere (nitrogen or argon) and using flame-dried glassware. All employed reagents, including catalysts and aryl-, heteroaryl- and alkenyl-bromides, are commercially available and used without further purification. Solvents were purchased as “anhydrous” and used without further purification. <sup>1</sup>H NMR, <sup>13</sup>C NMR and <sup>19</sup>F NMR spectra were recorded at room temperature using a Bruker AV 400 Ultrashield spectrometer. <sup>1</sup>H NMR and <sup>13</sup>C NMR chemical shifts are reported in parts per million (ppm) downfield from tetramethylsilane, <sup>19</sup>F NMR chemical shifts were determined relative to CFCl<sub>3</sub>. Coupling constants (*J*) are reported in hertz (Hz). The residual solvent peak was used as the internal reference: <sup>1</sup>H NMR (CDCl<sub>3</sub> 7.26 ppm), <sup>13</sup>C NMR (CDCl<sub>3</sub> 77.0 ppm). The following abbreviations were used to explain the multiplicities: s = singlet, d = doublet, t = triplet, m = multiplet, br = broad, dd = double doublet, dt = double triplet, and tt = triple triplet. In some spectra, the residual water signal can be seen as a singlet around 1.56 ppm. The melting points of crystalline compounds were determined using a Büchi apparatus in open tubes and are uncorrected. The photochemical reaction was performed using a 15 W Kessel blue lamp (wavelength 456 nm), a fan to keep the reaction temperature below 30 °C and the solvent previously degassed, following the standard literature protocol.<sup>37</sup> Zinc powder was “activated” before use by washing it with 2 M HCl aqueous solution (3 times), and then with distilled water, absolute ethanol and diethyl ether, before drying under vacuum. Chromatographic purifications were performed by flash chromatography (FC), using Merck Silica gel 60.

### General procedure for the synthesis of compounds **3** and **4** (Scheme 2)

Conditions A: under air, in a round-bottom flask, the desired compound **1** (1.50 mmol, 1 eq.) and indium powder (350 mg, 3.00 mmol, 2 eq.) were suspended in methanol (15.0 mL, 0.1 M). Allyl-bromide (0.27 mL, 3.00 mmol, 2 eq.) was added and the reaction mixture was stirred at 40 °C for 3 hours. The reaction was cooled to room temperature and partitioned between saturated aqueous NH<sub>4</sub>Cl solution and ethyl acetate. The water phase was extracted with ethyl acetate 3 times; then the combined organic phases were dried over anhydrous sodium sulphate and the solvent was removed under reduced pressure. The crude reaction mixture was purified by FC (hexane/ethyl acetate) to afford pure compound **3**.

Conditions B: in a round-bottom flask, the desired compound **1** or **2** (1.50 mmol, 1 eq.) and activated zinc powder

(490 mg, 7.50 mmol, 5 eq.) were suspended in dry THF (4.5 mL, 0.33 M) and cooled to 0 °C. Allyl bromide (0.30 mL, 3.30 mmol, 2.2 eq.) was added and the reaction mixture was stirred at 0 °C for 5 minutes. Saturated aqueous NH<sub>4</sub>Cl solution (4.5 mL) was added at 0 °C and the reaction mixture was stirred for 30 minutes at room temperature; it was then extracted with ethyl acetate 4 times. The combined organic phases were dried over anhydrous sodium sulphate and the solvent was removed under reduced pressure. The crude reaction mixture was purified by FC (hexane/ethyl acetate) to afford pure compound **3** or **4**.

### General procedure for the synthesis of compounds **5** (Schemes 4 and 5)

In a round-bottom flask, the desired compound **3** or **4** (0.25 mmol, 1 eq.), sodium *tert*-butoxide (31 mg, 0.32 mmol, 1.3 eq.), tris(dibenzylideneacetone)dipalladium (0) (9 mg, 0.01 mmol, 0.04 eq.), XPhos (19 mg, 0.04 mmol, 0.16 eq.) and the desired aryl or alkenyl bromide (0.32 mmol, 1.3 eq.) were dissolved in dry toluene (5 mL, 0.05 M) and stirred at 90 °C until the complete consumption of the starting material (generally 3–5 hours, monitored by TLC hexane/ethyl acetate 7 : 3 or dichloromethane/ethyl acetate 9 : 1, two new spots were observed). The reaction mixture was then cooled down to 30 °C and then treated under conditions A or B depending on the starting compound (conditions A were used for compounds **3**, while conditions B were used for compounds **4**).

Conditions A: HCl (4 N in dioxane, 5 mL) was added and the reaction mixture was stirred at 30 °C until the newly observed two spots disappear (monitored by TLC).

Conditions B: anhydrous, finely-ground, ammonium formate (1.58 g, 25.0 mmol, 100 eq.) was added, followed by dry methanol (15 mL) and 10% palladium on carbon (121 mg). The reaction mixture was stirred at 30 °C until the newly observed two spots disappear (monitored by TLC).

After that, copper sulphate pentahydrate (370 mg, 1.50 mmol, 6 eq.) was dissolved in water (3 mL, 0.5 M) and the solution was added to the reaction mixture. The reaction mixture was stirred at 30 °C for 2 hours; then the reaction was diluted with brine (50 mL) and extracted with ethyl acetate (4 × 50 mL). The combined organic phases were dried over anhydrous sodium sulphate and the solvent removed under reduced pressure. The crude product was purified by FC (hexane/ethyl acetate) to afford pure compounds **5**, as diastereoisomer **a** (the second one to elute) and diastereoisomer **b** (the first one to elute).

The same procedure was applied for the gram-scale reactions.

### Synthesis of compound **6**

In a round-bottom flask, compound **3g** (88 mg, 0.25 mmol, 1 eq.), sodium *tert*-butoxide (31 mg, 0.32 mmol, 1.3 eq.), tris(dibenzylideneacetone)dipalladium (0) (9 mg, 0.01 mmol, 0.04 eq.), XPhos (19 mg, 0.04 mmol, 0.16 eq.) and 4-Br-biphenyl (76 mg, 0.32 mmol, 1.3 eq.) were dissolved in dry toluene (5 mL, 0.05 M) and stirred at 90 °C for 3 hours. The reaction



was cooled down to room temperature; then the reaction was diluted with brine (50 mL) and extracted with ethyl acetate (4 × 50 mL). The combined organic phases were dried over anhydrous sodium sulphate and the solvent was removed under reduced pressure. The crude product was purified by FC (hexane/ethyl acetate 60:40) to afford pure compound **6** as a pale-yellow sticky gum (77 mg, 61%); <sup>1</sup>H NMR (400 MHz, CDCl<sub>3</sub>) δ 7.54–7.49 (m, 4H), 7.39 (t, *J* = 7.6 Hz, 2H), 7.32–7.28 (m, 3H), 7.15 (t, *J* = 8.1 Hz, 1H), 6.82 (d, *J* = 8.1 Hz, 1H), 6.61 (d, *J* = 8.1 Hz, 1H), 5.00, 4.75 (br m, 2H), 3.19–3.08 (m, 2H), 3.02 (s, 3H), 2.71–2.66 (m, 1H), 2.26–2.21 (m, 1H), 1.54 (s, 9H); <sup>13</sup>C NMR (101 MHz, CDCl<sub>3</sub>) δ 175.4, 156.3, 146.4, 140.9, 139.5, 136.9 (2C), 131.3, 130.5 (2C), 128.8 (2C), 127.3 (2C), 127.2, 127.0 (2C), 123.4, 121.0, 107.1, 80.6, 67.2, 60.3, 40.1, 38.1, 28.5 (3C), 26.1; HRMS (ESI) calcd for C<sub>29</sub>H<sub>30</sub>N<sub>3</sub>ClO<sub>3</sub>Na [M + Na]<sup>+</sup> 526.1868 (35-Cl) found 526.1873.

### Synthesis of compounds 7

In a round-bottom flask, the desired diastereoisomer of compound **5m** (85 mg, 0.15 mmol, 1 eq.) was dissolved in dry dichloromethane (7.2 mL, 0.02 M) and anisole (320 μL, 3.0 mmol, 20 eq.); then the reaction mixture was cooled to 0 °C using an ice bath. Trifluoroacetic acid (0.8 mL) was added dropwise, then the ice bath was removed, and the reaction was stirred at room temperature for 2 hours (the reaction colour changes from light-yellow to dark-yellow). The volatiles were removed under reduced pressure and the crude reaction mixture was directly purified by FC (hexane/ethyl acetate 70:30) to afford the desired pure compound **7** as a pale-yellow powder.

### General procedure for the synthesis of compounds 8

Under argon, in a sealed tube, the desired compound **5** or **7** (0.20 mmol, 1 eq.) was charged as a mixture of the two diastereoisomers, followed by the addition of anhydrous magnesium iodide (65 mg, 0.24 mmol, 1.2 eq.) and triethylamine hydrochloride (169 mg, 1.20 mmol, 6.0 eq.). The tube was closed, evacuated and back-filled with argon; then a 3:1 mixture of dry THF and dry DMF (0.5 mL, 0.4 M) was added and the reaction mixture was stirred at 130 °C for 48 hours. The reaction was cooled down to room temperature, before being quenched with saturated aqueous NH<sub>4</sub>Cl solution (5 mL), followed by the addition of few milligrams of Na<sub>2</sub>S<sub>2</sub>O<sub>3</sub>, to destroy any remaining traces of iodine. The reaction mixture was then partitioned between water (10 mL) and ethyl acetate (15 mL), the organic phase was removed, and the aqueous phase extracted again with ethyl acetate (4 × 15 mL). The combined organic phases were washed with water (10 mL) and brine (10 mL) and dried over anhydrous Na<sub>2</sub>SO<sub>4</sub> and the solvents were removed under reduced pressure. The crude product was purified by FC (hexane/ethyl acetate) to afford the desired pure compound **8**.

### Synthesis of compound 9

In a round-bottom flask, compound **8a** (73 mg, 0.15 mmol, 1 eq.) was dissolved in dry DMF (3.0 mL, 0.05 M) and cooled

down to 0 °C. Sodium hydride 60% suspension in mineral oil (10 mg, 0.18 mmol, 1.2 eq.) was added and the reaction was stirred at 0 °C for 20 minutes. Selectfluor (70 mg, 0.20 mmol, 1.3 eq.) was added at 0 °C, then the reaction was stirred at room temperature for 10 minutes before being heated up to 60 °C for 1 hour. Upon completion (monitored by TLC), the reaction was cooled down to room temperature, quenched with saturated NH<sub>4</sub>Cl aq. solution (10 mL) and extracted with ethyl acetate (3 × 20 mL). The combined organic phases were washed with water and brine (2 times) and dried over anhydrous Na<sub>2</sub>SO<sub>4</sub> and the volatiles were removed under reduced pressure. The crude product was purified by FC (hexane/ethyl acetate 90:10) to afford pure compound **9** as a dark-yellow film (62 mg, 83%); <sup>1</sup>H NMR (400 MHz, CDCl<sub>3</sub>) δ 7.71 (br d, *J* = 7.5 Hz, 1H), 7.67 (br d, *J* = 7.5 Hz, 1H), 7.59 (d, *J* = 7.4 Hz, 2H), 7.54 (d, *J* = 8.4 Hz, 2H), 7.45 (t, *J* = 7.4 Hz, 2H), 7.35 (t, *J* = 7.4 Hz, 1H, partially overlapped with adjacent C–H signal), 7.33 (d, *J* = 8.4 Hz, 2H), 7.24 (t, *J* = 7.5 Hz, 1H), 7.15–7.03 (m, 5H), 6.54 (d, *J* = 16.2 Hz, 1H), 5.99–5.91 (m, 1H), 5.25 (d, *J* = 17.2 Hz, 1H), 5.10 (d, *J* = 17.2 Hz, 1H), 3.28–3.21 (m, 1H), 3.16–3.06 (m, 1H); <sup>13</sup>C NMR (101 MHz, CDCl<sub>3</sub>) δ 173.8 (d, *J*<sub>2</sub> = 20.3 Hz), 141.7, 140.6 (d, *J*<sub>2</sub> = 22.5 Hz), 136.3 (2C), 135.4, 135.3, 129.3 (q, *J*<sub>3</sub> = 6.0 Hz), 128.8 (2C), 128.7, 128.4 (2C), 127.4, 127.3 (2C), 126.9 (4C), 126.8 (2C), 125.5 (2C), 123.0 (q, *J*<sub>1</sub> = 272.7 Hz), 122.9, 119.1 (d, *J*<sub>3</sub> = 8.9 Hz), 113.6 (q, *J*<sub>2</sub> = 33.2 Hz), 90.1 (d, *J*<sub>1</sub> = 189.2 Hz), 45.7 (q, *J* = 4.9 Hz), 38.8 (d, *J*<sub>2</sub> = 28.7 Hz); <sup>19</sup>F NMR (376 MHz, CDCl<sub>3</sub>) δ -55.00 (s, 3F), -152.87 (dd, *J*<sub>3</sub> = 10.4 Hz, *J*<sub>3</sub> = 15.7 Hz, 1F); HRMS (ESI) calcd for C<sub>31</sub>H<sub>23</sub>NF<sub>4</sub>ONa [M + Na]<sup>+</sup> 524.1608 found 524.1611.

### Synthesis of compound 10

In a round-bottom flask, compound **8b** (57 mg, 0.10 mmol, 1 eq.), cesium carbonate (98 mg, 0.30 mmol, 3 eq.) and 5-bromo-2-(chloromethyl)benzofuran (80 mg, 0.30 mmol, 3.0 eq.) were dissolved in dry DMF (2 mL, 0.05 M). The reaction was heated up to 100 °C and stirred for 18 hours (note: compound **8b** and compound **10** have almost the same *R*<sub>f</sub> in hexane/ethyl acetate 80:20). After that, the reaction was cooled down to room temperature, diluted with saturated NH<sub>4</sub>Cl aq. solution (10 mL) and extracted with ethyl acetate (3 × 25 mL). The combined organic phases were washed with water and brine (2 times) and dried over anhydrous Na<sub>2</sub>SO<sub>4</sub> and the volatiles were removed under reduced pressure. The crude product was purified by FC (hexane/ethyl acetate 90:10) to afford pure compound **10** as a light-yellow foam (52 mg, 67%); <sup>1</sup>H NMR (400 MHz, CDCl<sub>3</sub>) δ 7.59 (br d, *J* = 7.3 Hz, 2H), 7.52–7.49 (m, 3H), 7.45 (t, *J* = 7.3 Hz, 2H), 7.40–7.35 (m, 2H), 7.29–7.25 (m, 4H), 7.16 (d, *J* = 7.4 Hz, 6H), 7.06 (t, *J* = 7.4 Hz, 3H), 7.00 (dt, *J*<sub>3</sub> = 7.7 Hz, *J*<sub>4</sub> = 1.0 Hz, 1H), 6.94 (t, *J* = 7.4 Hz, 6H), 6.85 (dt, *J*<sub>3</sub> = 7.7 Hz, *J*<sub>4</sub> = 1.2 Hz, 1H), 6.49 (d, *J* = 15.9 Hz, 1H), 6.18 (d, *J*<sub>3</sub> = 8.2 Hz, 1H), 5.89–5.83 (m, 1H), 5.82 (d, *J*<sub>4</sub> = 0.8 Hz, 1H), 3.44 (d, *J* = 14.8 Hz, 1H), 3.31 (d, *J* = 14.8 Hz, 1H), 2.96 (dd, *J*<sub>2</sub> = 13.5 Hz, *J*<sub>3</sub> = 8.7 Hz, 1H), 2.85 (dd, *J*<sub>2</sub> = 13.5 Hz, *J*<sub>3</sub> = 6.6 Hz, 1H); <sup>13</sup>C NMR (101 MHz, CDCl<sub>3</sub>) δ 178.7, 155.8, 153.2, 143.6, 142.4, 141.8 (3C), 140.8, 140.3, 136.0, 134.0, 130.6, 129.5, 129.4 (6C), 128.8 (2C), 127.5, 127.3 (6C), 127.2 (2C), 126.9 (2C), 126.83,



126.78 (2C), 126.7 (2C), 126.4, 123.8, 123.3, 122.9, 122.0, 116.1, 115.6, 112.4, 104.3, 74.5, 52.9, 42.4, 36.4; HRMS (ESI) calcd for  $C_{51}H_{38}NO_2BrNa$   $[M + Na]^+$  798.1978 (79-Br) found 798.1984.

### Synthesis of compound 11

Under argon, in a sealed tube, compound **10** (77 mg, 0.10 mmol, 1 eq.) was charged followed by 4-CzIPN (0.8 mg, 0.001 mmol, 1% mol). The tube was closed, evacuated and back-filled with argon; then freshly degassed acetone (1.0 mL, 0.1 M) was added, the tube closed, and the reaction stirred for 2 days under blue light irradiation (456 nm, 15 W) at a temperature below 30 °C (reaction changes from limpid yellow to turbid light-yellow). Upon completion, the solvent was evaporated under reduced pressure and the crude product was dissolved in a small amount of DCM and subjected to FC (hexane/ethyl acetate 95 : 5) to afford pure compound **11** as an off-white powder (46 mg, 60%), m.p. 252–254 °C;  $^1H$  NMR (400 MHz,  $CDCl_3$ )  $\delta$  7.57 (br d,  $J = 7.6$  Hz, 2H), 7.49–7.46 (m, 7H), 7.45–7.40 (m, 3H), 7.30–7.27 (m, 7H), 7.25–7.18 (m, 5H), 7.02–6.98 (m, 3H), 6.88 (dt,  $J_3 = 7.7$  Hz,  $J_4 = 1.6$  Hz, 1H), 6.75 (d,  $J = 8.4$  Hz, 1H), 6.52 (d,  $J_4 = 1.7$  Hz, 1H), 6.28 (d,  $J = 8.4$  Hz, 1H), 4.35 (d,  $J = 8.4$  Hz, 1H), 3.93–3.89 (m, 1H), 3.53–3.48 (m, 1H), 2.90 (d,  $J = 14.7$  Hz, 1H), 2.53 (d,  $J = 14.7$  Hz, 1H), 2.44–2.42 (m, 2H);  $^{13}C$  NMR (101 MHz,  $CDCl_3$ )  $\delta$  181.3, 159.8, 142.2 (3C), 142.1, 140.9, 139.7, 138.1, 135.0, 131.1, 130.9, 130.4, 129.2 (5C), 128.7 (2C), 128.4 (2C), 127.9 (2C), 127.7 (5C), 127.2, 127.1 (2C), 126.9 (3C), 126.8 (2C), 126.5, 122.7, 122.4, 115.6, 112.4, 111.4, 97.3, 74.2, 58.4, 52.5, 51.0, 47.1, 45.1, 44.9; HRMS (ESI) calcd for  $C_{51}H_{38}NO_2BrNa$   $[M + Na]^+$  798.1978 (79-Br) found 798.1973.

### Author contributions

M. M. and A. S. conceived and supervised the project. M. M., T. V. and G. M. performed the experiments, the purification of the products and their full characterization. A. S., M. M. and G. M. wrote the manuscript and the ESI.† All the authors have proofread the final version of the manuscript.

### Conflicts of interest

There are no conflicts to declare.

### References

- 1 A. P. Sakla, P. Kansal and N. Shankaraiah, *Eur. J. Org. Chem.*, 2021, 757–772.
- 2 J. Salaun, *Top. Curr. Chem.*, 2000, **207**, 1–67.
- 3 T. T. Talele, *J. Med. Chem.*, 2016, **59**, 8712–8757.
- 4 K. X. Rodriguez, E. N. Howe, E. P. Bacher, M. Burnette, J. L. Meloche, J. Meisel, P. Schnepf, X. Tan, M. Chang, J. Zartman, S. Zhang and B. L. Ashfeld, *ChemMedChem*, 2019, **14**, 1653–1661.
- 5 R. Tokala, S. Thatikonda, U. S. Vanteddu, S. Sana, C. Godugu and N. Shankaraiah, *ChemMedChem*, 2018, **13**, 1909–1922.
- 6 N. Ye, H. Chen, E. A. Wold, P. Y. Shi and J. Zhou, *ACS Infect. Dis.*, 2016, **2**, 382–392.
- 7 V. V. Vintonyak, K. Warburg, H. Kruse, S. Grimme, K. Hubel, D. Rauh and H. Waldmann, *Angew. Chem., Int. Ed.*, 2010, **49**, 5902–5905.
- 8 C. L. Woodard, Z. Li, A. K. Kathcart, J. Terrell, L. Gerena, M. Lopez-Sanchez, D. E. Kyle, A. K. Bhattacharjee, D. A. Nichols, W. Ellis and S. T. Prigge, *J. Med. Chem.*, 2003, **46**, 3877–3882.
- 9 (a) C. V. Galliford and K. A. Scheidt, *Angew. Chem., Int. Ed.*, 2007, **46**, 8748–8758; (b) L. Hong and R. Wang, *Adv. Synth. Catal.*, 2013, **355**, 1023–1052; (c) L. Hoffmann, V. Demoulin, D. Klein, D. Daloz and J. C. Braekman, *J. Nat. Prod.*, 1995, **58**, 1781–1785; (d) B. Trost and M. Brennan, *Synthesis*, 2009, 3003–3025.
- 10 P. B. Sampson, Y. Liu, B. Forrest, G. Cumming, S. W. Li, N. K. Patel, L. Edwards, R. Laufer, M. Feher, F. Ban, D. E. Awrey, G. Mao, O. Plotnikova, R. Hodgson, I. Beletskaya, J. M. Mason, X. Luo, V. Nadeem, X. Wei, R. Kiarash, B. Madeira, P. Huang, T. W. Mak, G. Pan and H. W. Pauls, *J. Med. Chem.*, 2015, **58**, 147–169.
- 11 G. S. Cockerill, R. M. Angell, A. Bedernjak, I. Chuckowree, I. Fraser, J. Gascon-Simorte, M. S. A. Gilman, J. A. D. Good, R. Harland, S. M. Johnson, J. H. Ludes-Meyers, E. Littler, J. Lumley, G. Lunn, N. Mathews, J. S. McLellan, M. Paradowski, M. E. Peeples, C. V. Barber, S. E. Ward, D. Watterson, G. Williams, P. Young and K. Powell, *J. Med. Chem.*, 2021, **64**, 3658–3676.
- 12 (a) Z. Zhang, Z. Wang, K. Huang, Y. Liu, C. Wei, J. Zhou, W. Zhang, Q. Wang, H. Liang, A. Zhang, G. Wang, Y. Zhen and L. Han, *Cancer Lett.*, 2019, **443**, 91–107; (b) T. Jiang, K. L. Kuhen, K. Wolff, H. Yin, K. Bieza, J. Caldwell, B. Bursulaya, T. Y.-H. Wu and Y. He, *Bioorg. Med. Chem. Lett.*, 2006, **16**, 2105–2108.
- 13 S. Hajra, S. Roy and S. A. Saleh, *Org. Lett.*, 2018, **20**, 4540–4544.
- 14 X. Feng, L. Hu, H. Mei, W. Cao and L. Wang, *Adv. Synth. Catal.*, 2018, **360**, 4089–4093.
- 15 W.-C. Yuan, J.-Q. Zhao, Z.-H. Wang, B.-X. Quan and Y. You, *Org. Biomol. Chem.*, 2020, **18**, 4560–4565.
- 16 X. Feng, L. Lin, X. Liu, X. Li, Y. Liu and J. Guo, *Chem. Sci.*, 2016, **74**, 2717–2721.
- 17 P. K. Warghude, P. D. Dharpure and R. G. Bhat, *Tetrahedron Lett.*, 2018, **59**, 4076–4079.
- 18 Z. Meng, Q. Wang, D. Lu, T. Yue, P. Ai, H. Liu, W. Yang and J. Zheng, *J. Org. Chem.*, 2020, **85**, 15026–15037.
- 19 J. S. Kapure, C. N. Reddy, P. R. Adiyala, R. Nayak, V. L. Nayak, J. B. Nanubolu, K. K. Singarapu and R. A. Maurya, *RSC Adv.*, 2014, **4**, 38425–38432.
- 20 T.-R. Li, S.-W. Duan, W. Ding, Y.-Y. Liu, J.-R. Chen, L.-Q. Lu and W.-J. Xiao, *J. Org. Chem.*, 2014, **79**, 2296–2302.
- 21 A. Rastelli, R. Gandolfi and M. S. Amadè, *J. Org. Chem.*, 1998, **63**, 7425–7436.



- 22 Z.-Y. Cao, F. Zhou, Y.-H. Yu and J. A. Zhou, *Org. Lett.*, 2013, **15**, 42–45.
- 23 Z.-Y. Cao, X. Wang, C. Tan, X.-L. Zhao, J. Zhou and K. Ding, *J. Am. Chem. Soc.*, 2013, **135**, 8197–8200.
- 24 M. Tone, Y. Nakagawa, S. Chanthamath, I. Fujisawa, N. Nakayama, H. Goto, K. Shibatomi and S. Iwasa, *RSC Adv.*, 2018, **8**, 39865–39869.
- 25 S. Muthusamy and R. Ramkumar, *Tetrahedron Lett.*, 2014, **55**, 6389–6393.
- 26 S. Zhao, X.-X. Chen, N. Gao, M. Qian and X. Chen, *J. Org. Chem.*, 2021, **86**, 7131–7140.
- 27 S. P. Green, K. M. Wheelhouse, A. D. Payne, J. P. Hallett, P. W. Miller and J. A. Bull, *Org. Process Res. Dev.*, 2020, **17**, 67–84.
- 28 S. Gazzotti, M. Manenti, L. Lo Presti and A. Silvani, *RSC Adv.*, 2019, **9**, 37788–37800.
- 29 J. P. Wolfe and N. C. Giampietro, *J. Am. Chem. Soc.*, 2008, **130**, 12907–12911.
- 30 L. Firmansjah and G. C. Fu, *J. Am. Chem. Soc.*, 2007, **129**, 11340–11341.
- 31 (a) R. J. Crawford and A. Mishra, *J. Am. Chem. Soc.*, 1966, **88**(17), 3963–3969; (b) M. Hamaguchi, M. Nakaishi, T. Nagai, T. Nakamura and M. Abe, *J. Am. Chem. Soc.*, 2007, **129**(43), 12981–12988.
- 32 P. B. Alper, C. Meyers, A. Lerchner, D. R. Siegel and E. M. Carreira, *Angew. Chem., Int. Ed.*, 1999, **38**(21), 3186–3189.
- 33 C. Fischer, C. Meyers and E. M. Carreira, *Helv. Chim. Acta*, 2000, **83**, 1175–1181.
- 34 A. Lerchner and E. M. Carreira, *J. Am. Chem. Soc.*, 2002, **124**(50), 14826–14827.
- 35 Z. Zhang, W. Zhang, F. Kang, F. C. Ip and N. Y. Ip, *J. Org. Chem.*, 2019, **84**(17), 11359–11365.
- 36 T. F. Schneider, J. Kaschel and D. B. Werz, *Angew. Chem., Int. Ed.*, 2014, **53**(22), 5504–5523.
- 37 G. Zhen, G. Zeng, F. Wang, X. Cao and B. Yin, *Adv. Synth. Catal.*, 2023, **365**, 43–52.

