




# BMJ Open COVID-19 vaccine hesitancy among undocumented migrants during the early phase of the vaccination campaign: a multicentric cross-sectional study

Kathleen R Page,<sup>1</sup> Eleonora Genovese ,<sup>2</sup> Matteo Franchi,<sup>3</sup> Silvano Cella,<sup>4</sup> Gianfrancesco Fiorini,<sup>5</sup> Rim Tiili,<sup>6</sup> Sebastian Salazar,<sup>7</sup> Aline Duvoisin,<sup>8</sup> Johann Cailhol ,<sup>6,9</sup> Yves Jackson <sup>10,11</sup>

**To cite:** Page KR, Genovese E, Franchi M, *et al.* COVID-19 vaccine hesitancy among undocumented migrants during the early phase of the vaccination campaign: a multicentric cross-sectional study. *BMJ Open* 2022;**12**:e056591. doi:10.1136/bmjopen-2021-056591

► Prepublication history and additional supplemental material for this paper are available online. To view these files, please visit the journal online (<http://dx.doi.org/10.1136/bmjopen-2021-056591>).

KRP and EG are joint first authors.

Received 19 August 2021  
Accepted 28 February 2022



© Author(s) (or their employer(s)) 2022. Re-use permitted under CC BY-NC. No commercial re-use. See rights and permissions. Published by BMJ.

For numbered affiliations see end of article.

## Correspondence to

Dr Yves Jackson;  
[yves.jackson@hcuge.ch](mailto:yves.jackson@hcuge.ch)

## ABSTRACT

**Study objectives** The marginalisation of undocumented migrants raises concerns about equitable access to COVID-19 vaccination. This study aims to describe migrants' hesitancy about the COVID-19 vaccination during the early phase of the vaccination campaign.

**Setting** This multicentric cross-sectional survey was conducted in health facilities providing care to undocumented migrants in the USA, Switzerland, Italy and France in February–May 2021.

**Participants** Eligibility criteria included age >16 years, being of foreign origin and living without valid residency permit in the country of recruitment. A convenience sample of minimum 100 patients per study site was targeted.

**Primary and secondary outcome measures** Data were collected using an anonymous structured questionnaire. The main outcomes were perceived access to the local COVID-19 vaccination programme and demand for vaccination.

**Results** Altogether, 812 undocumented migrants participated (54.3% Geneva, 17.5% Baltimore, 15.5% Milano and 12.7% Paris). Most (60.9%) were women. The median age was 39 years (interquartile range 1). Participants originated from the Americas (55.9%), Africa (12.7%), Western Pacific (11.2%) Eastern Mediterranean (7.9%), Europe (7.6%) and South-East Asia (4.7%). Overall, 14.1% and 26.2% of participants, respectively, reported prior COVID-19 infection and fear of developing severe COVID-19 infection. Risk factors for severe infection were frequently reported (29.5%). Self-perceived accessibility of COVID-19 vaccination was high (86.4%), yet demand was low (41.1%) correlating with age, comorbidity and views on vaccination which were better for vaccination in general (77.3%) than vaccination against COVID-19 (56.5%). Participants mainly searched for information about vaccination in the traditional and social media.

**Conclusions** We found a mismatch between perceived accessibility and demand for the COVID-19 vaccination. Public health interventions using different communication modes should build on trust about vaccination in general to tackle undocumented migrants' hesitancy for COVID-19 vaccination with a specific attention to men, younger migrants and those at low clinical risk of severe infection.

## Strengths and limitations of this study

- The study included undocumented migrants, a hard-to-reach population, in four countries.
- Efforts were made to overcome language, trust and literacy barriers to participation.
- The number of participants differed in every study site.

## INTRODUCTION

It is estimated that between 3.9 and 4.8 million undocumented migrants live in Europe and 10.5 million in the USA.<sup>1–3</sup> Economic opportunities, integration policies, and the rights and benefits afforded to undocumented migrants vary by host country. However, challenges, including language barriers, fear of deportation, poverty, housing precariousness, and limited access to healthcare and workplace protections, are common experiences for most undocumented migrants.

Although undocumented migrants represent less than 1% of Europe's and 3.2% of the US total population, emerging evidence points to the devastating impact of COVID-19 in this group. In high-income countries, migrants have high risk of COVID-19 infection, morbidity and mortality.<sup>4</sup> Although COVID-19 outcomes by specific immigration status are rarely available, surrogate markers (eg, language, country of origin, housing status, health insurance eligibility and demographics) suggest that undocumented migrants are at particularly high risk.<sup>4–13</sup> Community and health facility-based studies in Europe and the USA showed exceptionally high SARS-CoV-2 positivity rates among foreign-born or limited English proficiency patients.<sup>7 8 14 15</sup> In the USA, COVID-19 case rates were highest in counties with large immigrant communities, and

the correlation was stronger in areas with more Central Americans, a group with high poverty levels and irregular migrant status.<sup>1 12 16</sup> In addition, there is evidence of poor outcomes due to delayed presentation to care among undocumented migrants.<sup>4 6 10 17 18</sup> Mortality data by migrant status are limited, but what is available shows that compared with native-born citizens, migrants to Europe and the USA, particularly those from low/middle-income countries, have higher excess all-cause and COVID-19 mortality.<sup>19–23</sup>

Undocumented migrants play an essential role in the global economy but rely heavily on informal and low-wage labour with limited occupational protections. Mitigation strategies to reduce the social, economic and health impact of the COVID-19 pandemic frequently exclude undocumented migrants. Without a social safety net, many continued to work at the peak of the pandemic in high-risk essential jobs, such as logistics, manufacturing, domestic and care activities, construction and the food processing industry.<sup>11 24 25</sup> Several European countries provided food assistance to migrants during lockdown, and a few further extended benefits. For example, Ireland implemented a system to pay unemployment benefits to undocumented migrants who lost their jobs, and Portugal granted temporary citizenship rights to migrants.<sup>26</sup> The suspension of exclusionary immigrant policies, however, was not uniform and there were many unmet needs and many vulnerable undocumented migrants fell into extreme poverty.<sup>26</sup> A survey conducted in Switzerland in April 2020 showed that almost one in six migrants had experienced hunger during the first lockdown.<sup>27</sup>

Furthermore, long-standing anti-immigrant policies and mistrust of governmental institutions have not been eased during the pandemic, and pre-existing legal, socio-economic, and linguistic barriers to social and health services have exacerbated the impact of COVID-19 among undocumented migrants.<sup>28 29</sup> Although countries deployed health services for COVID-19 without eligibility restrictions based on migration status, no specific measure has been implemented to facilitate access for undocumented migrants who already tended to underuse social and health services even before the pandemic.<sup>30 31</sup> As a result, pre-existing barriers to accessing health and social services are exacerbated by the pandemic and likely lead to delaying life-saving care for many.<sup>6 10 11 27</sup>

The rapid development of effective COVID-19 vaccines was an unprecedented scientific achievement, but equitable vaccine distribution is a major challenge worldwide. Undocumented migrants and other socially disadvantaged populations have faced significant hurdles to get vaccinated, including digital, transportation and health system navigation barriers. The European Centre for Disease Prevention and Control (ECDC) and the Council of Europe have called for tailored vaccination programmes for undocumented migrants that are free from immigration control enforcement activities,<sup>32</sup> but only a few national immunisation plans explicitly include provisions for undocumented migrants, or address

potential barriers, such as language proficiency or identification requirements.<sup>33 34</sup> In addition, the willingness and hesitancy of individuals, including undocumented migrants, to get immunised depends on a variety of factors, such as self-perceived risks and severity of illness; confidence in the safety and effectiveness of the vaccine; trust in medical, governmental, or pharmaceutical institutions; and behavioural and social processes (eg, awareness, information, education, social norms, networks and media). The objective of this multicentric study conducted in the early phase of COVID-19 immunisation programmes was to explore undocumented migrants' hesitancy about COVID-19 vaccine.

## METHODS

### Design

This multicentric cross-sectional survey was conducted from mid-February to late May 2021 in four facilities providing medical care to undocumented migrants in Switzerland, the USA, Italy and France during the early phase of the vaccination campaign (February–May 2021).

### Setting

The four study sites are part of an informal network of health institutions providing care to undocumented migrants which started to share experiences and good practices during the early phase of the COVID-19 pandemic.

### Geneva, Switzerland

Geneva (population 500 000) hosts an estimated 10 000–15 000 undocumented migrants, predominantly women from Latin America, the Philippines and South-Eastern Europe who are active in the domestic and care industry.<sup>35</sup> While potentially eligible to purchasing the mandatory health insurance to access medical care, less than 10% are actually insured because of financial and administrative barriers. The Geneva University Hospital acts as the main port of entry into the healthcare system for undocumented migrants and other underserved groups of population, providing the full range of preventive, curative and rehabilitation health services.<sup>36</sup> While the Swiss Federal Government has decided on the universal access to COVID-19 vaccination to all residents irrespective of their legal status in early 2021, the policy implementation has been delayed at Canton level and Geneva was the first Canton to officially integrate undocumented migrants into the vaccination programme in May 2021.<sup>37</sup> At the beginning of the study, the COVID-19 incidence and mortality in Canton Geneva were at their lowest since October 2020. There was then a mild resurgence of new cases not associated with increased mortality that peaked in April before coming back to its baseline in May. The vaccination campaign started on 28 December 2020. Two vaccines were available, BNT162b2 mRNA (Pfizer/BioNTech) and mRNA-1273 (Moderna). In the first 2 months, vaccination was limited to high-risk groups and it became

available to all adults in early March 2021. By the end of the study, 37% of the population had received at least one dose. No additional public restrictions were imposed during the study period.

### Milan, Italy

According to available estimates, there are currently 517 000 undocumented migrants in Italy.<sup>38</sup> Disaggregated estimates at city level including for Milan are not readily available. However, Milan is the economic centre and the most populous region in Italy, hence likely to host a large population of undocumented migrants. In principle, the National Health Service (NHS) system is based on a universalistic model providing healthcare free of charge at the point-of-use against payment of standard flat fees with waivers based on socioeconomic criteria and is decentralised at regional level for both policy and service delivery aspects. Access to the NHS requires a valid health card, which is issued based on residency status. As a result, undocumented migrants do not have access to the NHS. To address this fundamental legal and administrative barrier, the NHS provides a temporary access code, which allows access to emergency care and essential services including maternity and vaccination services. In practice, undocumented migrants face barriers even to obtain a temporary access code and rely on charities for accessing healthcare. Among them, 'Opera San Francesco per i Poveri' is a faith-based charity operating a large-sized health clinic in Milan providing free-of-charge outpatient healthcare including consultations, diagnostics and therapy for socially disadvantaged population groups including undocumented migrants. For COVID-19 vaccination, the NHS procures and distributes vaccines and consumables, while the regional health system administers them through a client-initiated online booking system requiring a valid health card. As of 25 June 2021, the Lombardy Region, with Milan as the chief-lieu, granted eligibility for online booking to undocumented migrants with a temporary access code. Charities have mobilised to provide individual support to facilitate administrative, linguistic and practicality challenges. At study inception, COVID-19 incidence and mortality were persistently elevated in Italy. The Lombardy Region, with Milan as its chief-lieu, continued to account for the highest toll in-country. Restrictions including lockdown continued to be implemented in a modular way according to local epidemiology. The national immunisation campaign kicked off officially just before the end of 2020, targeting the health workforce and the elderly in hospices; however, it struggled to pick up pace until summer 2021 and only 1.2% of total target population was fully immunised at study inception. Initially, the campaign used BNT162b2 mRNA, then mRNA-1273, ChAdOx1 nCoV-19 AZD1222 (AstraZeneca), and finally added JNJ-78436735 (Johnson & Johnson) vaccines, the latter having been prioritised for hard-to-reach population groups including undocumented migrants.

### Baltimore, USA

Baltimore City is an emergent destination for migrants from Latin America.<sup>39</sup> An estimated 20 000 foreign-born Latin Americans live in the city and approximately 13 500 (67%) are not citizens. Migrants from Mexico and Central America have higher non-citizen status (>80%), low educational attainment (50% with less than high school education) and high rates (70%) of limited English proficiency.<sup>40</sup> In the USA, the COVID-19 vaccine is freely available to all, regardless of immigration or insurance status, and the Department of Homeland Security has explicitly stated that immigration enforcement activities will not be conducted at vaccination site.<sup>41</sup> In the early stages of the COVID-19 immunisation programme, the state of Maryland implemented a phased distribution plan and the vaccine was not available to the general population until 27 April, after data collection for this study was completed. The Access Program, Johns Hopkins Medicine in Baltimore, Maryland (TAP) acts as the main port of entry into the Johns Hopkins Health System. Patients are enrolled in TAP if they have low income (<200% federal poverty line) and are ineligible to enrol in Medicaid or subsidised health insurance because of their irregular immigration status. In Baltimore City, cases of COVID-19 in February of 2021 were the lowest since October 2020, but by March 2021, a fourth wave of COVID-19 emerged which peaked on 10 April 2021. COVID-19 vaccine administration began on 14 December 2020 in a phased approach which sequentially prioritised first responders, the elderly and those with underlying health conditions. The vaccine became available to the general population on 27 April 2021. Three COVID-19 vaccines authorised in the USA for Emergency Use or approved by the US Food and Drug Administration were available for vaccination programmes: BNT162b2 mRNA, mRNA-1273 and JNJ-78436735.

### Paris, France

Avicenne University Hospital is located in the Department of Seine Saint Denis in the North-East of Paris. The department is historically a place where migrants use to be provided social lodging after the Second World War (mainly sub-Saharan Africa and North African communities). It is estimated that more than 30% of the population is constituted of immigrants, with recently an additional wave of migrants from South Asia. Moreover, the majority of undocumented migrants in metropolitan France (around 400.000) tend to be concentrated in this department. Undocumented migrants in France have access to health via State Medical Aid, an insurance coverage for individuals with no right to National Health Insurance. Those without any coverage may access healthcare via specific units created for uninsured persons (Permanence d'accès aux soins), located in hospitals principally. Avicenne University Hospital receives uninsured persons via this unit on a daily basis. In France, all eligible persons are entitled to COVID-19 vaccination, as per government declaration. In Paris region, incidence



of COVID-19 mid-February 2021 was already high at 237/100 000 inhabitants, and quickly increased further. A third lockdown was ordered on 18 March when incidence was at 426/100 000. The incidence peaked at the end of April, at 682/100 000, and slowly decreased. The survey hence took place about 1 month before the lockdown when virus circulation was already quite high, with a regional curfew in place since mid-January. The rate of study site enrolment was further affected by the lockdown and the increased police controls. COVID-19 vaccine national campaign began on 27 December 2020 in a phased approach which first prioritised the elderly, and those with underlying health conditions. The vaccine became available to the general population on 18 January 2021, while its uptake was very slow during the first weeks. The four COVID-19 vaccines authorised in France were BNT162b2 mRNA, mRNA-1273, ChAdOx1 nCoV-19 AZD1222 and JNJ-78436735.

### Participants

Eligibility criteria were age equal or above 16 years and living as a foreigner without valid residency permit (undocumented) in the country of recruitment. Participants were recruited upon spontaneous presentation (walk-in) to one of the participating health facilities.

We used several strategies to reduce the risk of recruitment and measurement bias by addressing the main barriers limiting undocumented migrants' participations in health programmes such as fear of personal data misuse and sociocultural factors. All consecutive patients consulting at the four health facilities were informed about the study orally and with written material in different languages. We explained that the questionnaire was anonymous, and that no identifying information was collected considering the frequent fear of undocumented migrants to disclose personal information. The questionnaire was translated in French, Spanish, Italian, Portuguese, Arabic, English, Tagalog, Albanian, Ukrainian and Russian to match with the main languages spoken by migrants visiting the participating health facilities. Participants were proposed the support of research assistants competent in various languages to fill the questionnaire to overcome potential difficulties in reading and understanding the questions.

### Data source and variables

We designed a 15-item questionnaire (online supplemental material) based on UNICEF and WHO guidance toolkit for COVID-19 vaccination demand,<sup>42 43</sup> and an ECDC document exploring vaccine hesitancy.<sup>44</sup> Our main outcome of interest was COVID-19 vaccine hesitancy explored through two main perspectives, perception about vaccination accessibility and the drivers and barriers for demands. Accessibility was investigated using the question: 'Do you believe that migrants in your (legal) situation will have access to the COVID-19 vaccination?' with 'yes', 'no' and 'I don't know' as possible responses; we dichotomised

'yes' and 'I don't know' versus 'no' in order to determine the proportion of participants perceiving that the vaccination would not be inaccessible. We further investigated the type of barrier in those responding 'no'. Demand was investigated using the question: 'If the vaccine was offered to you, would you like to get immunised against COVID-19?'. Responses to the latter question included 'yes no doubt', 'probably yes', 'probably no', 'no', 'I don't know yet'. In the analysis, we dichotomised 'yes no doubt' versus all other response to determine the proportion of vaccine-hesitant respondents, based on the definition of vaccine hesitance as the reluctance or refusal to vaccinate despite the availability of vaccines along a continuum with a broad spectrum of attitudes and intentions from active demand to passive acceptance, vaccine hesitancy and refusal of all vaccines.<sup>44</sup> We explored enabling and barriers factors for vaccine accessibility and demand such as demographic characteristics, self-reported clinical risk factors for severe SARS-CoV-2 infection, previous infection with SARS-CoV-2 (self and/or household), self-perceived health risks with COVID-19, views about vaccination in general and COVID-19 vaccination in terms of safety and efficacy (both dichotomised as positive vs negative), desirable place of vaccination and finally the main sources of information about COVID-19 vaccine (traditional media, social media and community networks). The questionnaire was pretested in 10 participants before being implemented in all study sites.

### Study size

In absence of pre-existing hypothesis regarding the distribution of responses to the two main outcomes, considering the difference in the number of monthly visits in each site and the uncertainties about migrants' willingness to engage into the study in the different sites, we pragmatically set a minimal sample size of 100 participants per study site to be reached within the predefined study period.

### Patient and public involvement

This study was informed by patients expressing interest and concerns to healthcare workers about COVID-19 vaccine accessibility and safety in the four study sites.

### Statistical analysis

Categorical data are presented as proportions with percentages and non-normally distributed continuous variable as median with IQR. We compared the distribution of variables in the four study sites using the Kruskal-Wallis test for non-normally distributed variables and the  $X^2$  test or the Fisher's exact test, as appropriate. The significance level was set at 0.05.

We performed both univariate and multivariate logistic regression analyses to identify factors associated with the two main outcomes. ORs were estimated through

multivariate logistic regression models, which were mutually adjusted with all covariates in the models. Missing values, which ranged from 0.2% to 3.6% of the total study size, were imputed by using a multiple (n=100) imputation approach. Briefly, multiple imputation is a Bayesian method that allows to take into account incomplete cases (ie, observations with any missing data) with a two-step approach. First, this method creates multiple imputed datasets, in which missing values are replaced by imputed values. These are sampled from their predictive distribution based on the observed data. The imputation procedure fully accounts for the uncertainty in predicting the missing values by conferring appropriate variability into the multiple imputed values. Second, standard statistical methods are used to fit the model of interest to each of the imputed datasets. Estimates associated to each of the imputed datasets differ because of the variation introduced in the imputation of the missing values (stage 1), and they are, then, average together to give overall estimated associations. Valid inferences are obtained because they are based on the average of the distribution of the missing data given the observed data, and results were reported as ORs along with their 95% CIs. All analyses were performed using SAS V.9.4.

### Role of the funding source

The funders had no role in study design, or in data collection, analysis or interpretation.

## RESULTS

### Participants' characteristics

A total of 812 individuals completed the survey: 441 (54.3%) in Geneva, 142 (17.5%) in Baltimore, 126 (15.5%) in Milan and 103 (12.7%) in Paris. The median age was 40.1 years (range 17–76) with a predominance of female respondents (60.9%), but gender distribution varied by city and, notably, 69.9% of participants

in Paris were male (table 1). They mainly originated from the Americas (55.9%), Africa (12.7%) and the Western Pacific regions (11.2%). Participants born in the Americas accounted for all the respondents in Baltimore, over half in Geneva and Milan, but only 1.9% in Paris, which had the largest representation of African migrants.

### Accessibility and demand for vaccination and risk factors for severe infection

The vast majority (86.4%) of participants perceived that the COVID-19 vaccination would be accessible to undocumented migrants, but a lower proportion (41.2%) reported they would get vaccinated against COVID-19 (table 2). Approximately one-third (29.5%) of participants reported at least one chronic comorbidity that could predispose to severe COVID-19 infection, 14.1% reported prior COVID-19 infection and 26.2% worried about developing severe COVID-19 (table 2). In all cities, perceptions about vaccination in general were more favourable than about COVID-19 vaccination overall, more than three-quarters (77.3%) of respondents had positive views on vaccination in general, compared with (56.5%) about COVID-19 vaccination. Traditional media was the most common source of information about COVID-19 vaccination, followed by social media. Community networks were a common source of information among participants in Paris (72.8%), but less so among participants in other cities.

### Barriers to and preferred place for vaccination

Although perceptions about accessibility did not vary by city, demand ranged widely and was lowest (14.6%) among participants living in Paris. Respondents who did not believe that COVID-19 vaccination would be available to undocumented migrants reported lack of health insurance or card as the main barrier to access. Overall, most

**Table 1** Sociodemographic characteristics of the participants (n=812)

	Total N=812, n (%) or median (IQR)	Geneva N=441, n (%) or median (IQR)	Baltimore N=142, n (%) or median (IQR)	Milan N=126, n (%) or median (IQR)	Paris N=103, n (%) or median (IQR)	P value
Female gender	492 (60.9)	279 (63.4)	98 (70.0)	84 (67.2)	31 (30.1)	<0.001
Missing values	4	1	2	1	0	
Age	39 (16)	39 (17)	40 (13)	41 (20)	35 (16)	0.001
Missing values	2	1	0		1	
Region of origin						0.001
Africa	103 (12.7)	52 (11.8)	0 (0)	8 (6.4)	43 (41.8)	
Americas	454 (55.9)	227 (51.5)	142 (100)	83 (65.9)	2 (1.9)	
Eastern Mediterranean	64 (7.9)	28 (6.4)	0 (0)	7 (5.6)	29 (28.2)	
Europe	62 (7.6)	39 (8.8)	0 (0)	21 (16.7)	2 (1.9)	
Asia	38 (4.7)	7 (1.6)	0 (0)	6 (4.8)	25 (24.3)	
Western Pacific	91 (11.2)	88 (20.0)	0 (0)	1 (0.8)	2 (1.9)	
Missing values	0	0	0	0	0	

participants who intended to get vaccinated preferred to do so at a hospital (73.5%) (tables 3 and 4).

### Factors associated with perceived accessibility of COVID-19 vaccination

In univariate and multivariate analyses, female gender was the only factor positively associated with self-perceived accessibility to COVID-19 vaccination overall, while participants originating from the Americas or recruited in Baltimore tended to be more confident about accessibility (table 5).

When the analysis was conducted at study site level, the strength of association with covariates associated with perceived availability was different in each location

(online supplemental appendix). For instance, Latin American origin in Geneva and information through social media or community network in Paris showed statistically significant associations.

### Factors associated with demand for COVID-19 vaccination

Overall, demand for vaccination was associated with a variety of factors (table 6). Before adjustment, living in the USA and Italy, female gender, older age, comorbidity, perception of being at risk of severe COVID-19, positive views on vaccination including COVID-19 and mentioning traditional media as the main source of information were all associated with more chance to demand for the vaccination. On the other hand, living in France and using

**Table 2** Undocumented migrants' perceived accessibility to and demand for COVID-19 vaccine with related enabling and barrier factors

	Total N=812, n (%)	Geneva N=441, n (%)	Baltimore N=142, n (%)	Milan N=126, n (%)	Paris N=103, n (%)	P value
Access to COVID-19 vaccination	697 (86.4)	377 (86.1)	116 (82.3)	110 (88.0)	94 (91.3)	0.219
Missing values	5	3	1	1	0	
Demand for COVID-19 vaccination	327 (41.2)	168 (39.0)	79 (59.0)	65 (52.0)	15 (14.6)	<0.001
Missing values	19	10	8	1	0	
COVID-19 exposure						
COVID-19 infection (self)	114 (14.1)	62 (14.1)	32 (22.5)	11 (8.7)	9 (8.8)	0.003
Missing	3	2	0	0	1	
COVID-19 infection (household)	129 (16.1)	74 (17.0)	35 (25.2)	17 (13.5)	3 (2.9)	<0.001
Missing values	9	6	3	0	0	
Clinical risk factors for severe COVID-19 infection						
Cardiovascular disease	109 (13.7)	46 (10.8)	14 (10.1)	34 (27.0)	15 (14.6)	<0.001
Diabetes	85 (10.7)	21 (4.9)	27 (19.4)	13 (10.3)	24 (23.3)	<0.001
Weight excess	79 (9.9)	29 (6.8)	22 (15.8)	16 (12.7)	12 (11.7)	0.010
Chronic lung disease	40 (5.0)	24 (5.6)	1 (0.7)	11 (8.7)	4 (3.9)	0.022
Chronic kidney disease	29 (3.7)	15 (3.5)	8 (5.8)	5 (4.0)	1 (1.0)	0.272
≥1 comorbidity	234 (29.5)	96 (22.5)	52 (37.4)	57 (45.2)	29 (28.2)	<0.001
Missing values	18	15	3	0	0	
Views on COVID-19 risks and vaccination						
High self-perceived risk of severe COVID-19 infection	208 (26.2)	95 (22.0)	35 (25.7)	42 (33.9)	36 (35.0)	0.008
Missing values	18	10	6	2	0	
Positive views on vaccination in general	605 (77.3)	300 (70.6)	126 (94.0)	98 (79.0)	81 (81.0)	<0.001
Missing values	29	16	8	2	3	
Positive views on COVID-19 vaccination	445 (56.5)	218 (51.1)	104 (77.6)	79 (63.7)	44 (42.7)	<0.001
Missing values	24	14	8	2	0	
Sources of information about COVID-19 vaccines						
Traditional media (TV, radio, web)	626 (79.3)	329 (76.9)	109 (82.0)	104 (83.2)	84 (81.6)	0.309
Social media	361 (45.8)	189 (44.2)	36 (27.1)	56 (44.8)	80 (77.7)	<0.001
Community networks	214 (27.1)	99 (23.1)	6 (4.5)	34 (27.2)	75 (72.8)	<0.001
Other	33 (4.2)	25 (5.8)	0 (0)	7 (5.6)	1 (1.0)	0.007
Missing values	23	13	9	1	0	

**Table 3** Perceived barriers to accessing COVID-19 vaccination in participants mentioning vaccination being not accessible

	Total N=110, n (%)	Geneva N=61, n (%)	Baltimore N=25, n (%)	Milan N=15, n (%)	Paris N=9, n (%)
Lack of insurance/health card (National Health System)	57 (51.8)	32 (52.5)	14 (56.0)	9 (60.0)	2 (22.2)
High cost	25 (22.7)	17 (27.9)	2 (8.0)	3 (20.0)	3 (33.3)
Lack of eligibility to enrol in vaccination programme	18 (16.4)	8 (13.1)	1 (4.0)	5 (33.3)	4 (44.4)
Not knowing where to go	27 (24.5)	13 (21.3)	9 (36.0)	3 (20.0)	2 (22.2)
Other reasons	13 (11.8)	6 (9.8)	0 (0)	5 (33.3)	2 (22.2)
Missing values	0	0	0	0	0

social media and community networks as the preferred sources of information were negatively associated with demand. After adjustment, increasing age, the presence of comorbidities, and positive views about vaccination in general and COVID-19 in particular were all significantly associated with increased demand for vaccination, while living in France and relying on community network to get informed were associated with lower demand. Of note, the preference for social media lost its significant negative association with demand after adjustment. Although not statistically significant, there was a trend toward more demand among African migrants.

In Geneva and Baltimore, positive views about vaccines were strongly associated with demand (online supplemental appendix). In Paris and Milan, the main predictors were the sources of information. Both social media in Milan and community networks in Paris were negatively associated with demand.

## DISCUSSION

This study shows that during the early phase of the COVID-19 immunisation programme in four cities in Europe and the USA, most undocumented migrants believed the COVID-19 vaccine would be available to them, but fewer intended to get vaccinated. During this period, participants listed traditional media as the most common source of information, followed by social media and community networks. Although perceptions about vaccination in general were

positive, they were much lower for COVID-19 vaccination. We found that factors associated with perceived availability of and demand for COVID-19 vaccination diverged across study sites, reflecting differences in samples, local health policies and cultural preferences. This highlights the importance of collecting data at local level in order to tailor responses. These findings provide insights about the factors underlying vaccine hesitancy among undocumented migrants during the initial phase of the vaccination programme and can help strengthen it as currently ongoing as well as inform the early response for future initiatives. Traditional media appears to play an important role at the early stage and positive views about general immunisation programmes should be leveraged through community engagement and messaging in various languages to address issues of particular concern to undocumented migrants, such as safety of the COVID-19 vaccines, confidentiality and implications on immigration status.

The high confidence in COVID-19 vaccination access among undocumented migrants is telling given their frequent exclusion from many public health benefits. This is reassuring given the legitimate concern that access to vaccination would be limited for this population. Early in the vaccination roll-out, qualitative research among primarily female migrant farmworkers in the USA and migrants with precarious immigration status in the UK showed that misinformation

**Table 4** Preferred place for COVID-19 vaccination

	Total N=327, n (%)	Geneva N=168, n (%)	Baltimore N=79, n (%)	Milan N=65, n (%)	Paris N=15, n (%)
Hospital	236 (73.5)	144 (87.8)	40 (50.6)	39 (60.9)	13 (92.9)
Public health/community clinic	65 (20.2)	31 (18.9)	17 (21.5)	16 (25.0)	1 (7.1)
Private physician	20 (6.2)	4 (2.4)	3 (3.8)	11 (17.2)	2 (14.3)
Pharmacy	37 (11.5)	17 (10.4)	6 (7.6)	9 (14.1)	5 (35.7)
Charity	65 (20.2)	22 (13.4)	16 (20.3)	19 (29.7)	8 (57.1)
Other	10 (3.19)	4 (2.4)	2 (2.5)	4 (6.3)	0 (0)
Missing values	6	4	0	1	1

**Table 5** Factors associated with perceived accessibility of COVID-19 vaccination in regression analysis

	Univariate analysis		Multivariate analysis	
	OR (95% CI)	P value	aOR (95% CI)	P value
Study site Geneva	Reference		Reference	
Baltimore	0.75 (0.45 to 1.25)	0.276	0.56 (0.30 to 1.03)	0.063
Milan	1.20 (0.65 to 2.19)	0.562	1.07 (0.56 to 2.06)	0.838
Paris	1.70 (0.81 to 3.54)	0.160	2.24 (0.86 to 5.83)	0.100
Gender female	1.57 (1.04 to 2.35)	0.030	1.62 (1.03 to 2.56)	0.038
Age (per additional year)	1.01 (0.99 to 1.03)	0.272	1.01 (0.99 to 1.03)	0.511
Region of origin Europe	Reference		Reference	
Africa	1.82 (0.78 to 4.23)	0.165	1.64 (0.66 to 4.05)	0.286
Americas	1.77 (0.90 to 3.46)	0.095	1.97 (0.93 to 4.16)	0.075
Eastern Mediterranean	2.56 (0.91 to 7.25)	0.225	2.13 (0.71 to 6.36)	0.175
South-East Asia	1.12 (0.40 to 3.13)	0.827	0.84 (0.25 to 2.79)	0.773
Western Pacific	1.72 (0.72 to 4.06)	0.220	1.39 (0.55 to 3.48)	0.484
≥1 clinical risk factors	1.24 (0.79 to 1.97)	0.352	1.18 (0.70 to 2.00)	0.533
High self-perceived risk of severe COVID-19	0.89 (0.55 to 1.42)	0.615	0.90 (0.54 to 1.49)	0.681
COVID-19 infection (self)	1.06 (0.60 to 1.88)	0.841	1.01 (0.52 to 1.99)	0.968
COVID-19 infection (household)	0.88 (0.51 to 1.50)	0.637	0.90 (0.47 to 1.70)	0.737
Positive views on vaccination in general	1.39 (0.88 to 2.20)	0.158	1.33 (0.74 to 2.39)	0.336
Positive views on COVID-19 vaccination	1.14 (0.76 to 1.72)	0.518	1.18 (0.71 to 1.98)	0.519
Information through traditional media (TV, radio, web)	1.19 (0.73 to 1.93)	0.494	1.20 (0.69 to 2.11)	0.515
Information through social media	1.29 (0.85 to 1.94)	0.234	1.21 (0.75 to 1.96)	0.427
Information through community network	1.22 (0.76 to 1.97)	0.409	1.00 (0.58 to 1.74)	0.998
Information through other source	2.39 (0.57 to 10.11)	0.236	3.13 (0.70 to 14.08)	0.137

aOR, adjusted OR.

and lack of awareness about entitlements, including access to COVID-19 vaccines, could present substantial barriers to immunisation programmes.<sup>45 46</sup> In our study, women were more likely to endorse access than men. This could be related to increased familiarity with the vaccination programmes and overall health system through the use of reproductive health services and as traditional caregivers for children.<sup>47</sup> Participants thinking vaccine would not be available to them mentioned the lack of registration within the healthcare system as the predominant reason, more than financial, eligibility or practical issues. This may reflect how migrants in precarious legal situation internalise structural barriers restricting their agency to satisfy their essential needs.<sup>48</sup> Of interest, most participants reported hospitals as their preferred place for vaccination. This may reflect concern about vaccine safety requiring specialised care and surveillance and the perception that public hospitals are more accessible and secure regarding the management of personal data than private clinics. Previous studies have indeed shown how migrants used camouflage to avoid detection by immigration authorities and the importance of safe places.<sup>49</sup> The gap between

accessibility and demand is concerning. One possible explanation might pertain to the timing of the survey. Indeed, in all study locations, the COVID-19 incidence and death toll had sharply dropped by the beginning of the study which may have lessened the feeling of urgency for vaccination. Additionally, at the same time in all four countries, there were widespread public debates about the mRNA-based vaccines' short-term and long-term safety that may have fuelled hesitancy. Indeed, this may contribute to explain the discrepancy between reported confidence in vaccines in general as compared with COVID-19 vaccines in particular. In future studies, longer period of observation may help identify fluctuation on the perception of the risks and therefore of hesitancy associated with epidemiological fluctuations and the adoption by the population of scientific and lay information about new vaccine technologies. In our study, there was regional variability, with the lowest demand among participants from Paris. Information from community networks tended also to be associated with low demand for vaccination and was more common in Paris, highlighting the need for targeted approaches for different communities. In Paris, the



**Table 6** Factors associated with demand for COVID-19 vaccination in regression analysis

	Univariate analysis		Multivariate analysis	
	OR (95% CI)	P value	aOR (95% CI)	P value
Study site Geneva	Reference		Reference	
Baltimore	2.24 (1.51 to 3.33)	<0.001	0.97 (0.56 to 1.68)	0.920
Milan	1.70 (1.14 to 2.54)	0.009	1.18 (0.66 to 2.09)	0.578
Paris	0.26 (0.15 to 0.47)	<0.001	0.15 (0.06 to 0.38)	<0.001
Gender female	1.43 (1.07 to 1.92)	0.016	1.23 (0.80 to 1.88)	0.344
Age (per additional year)	1.04 (1.02 to 1.05)	<0.001	1.02 (1.00 to 1.04)	0.019
Region of origin Europe	Reference		Reference	
Africa	0.75 (0.38 to 1.46)	0.396	2.73 (0.93 to 8.02)	0.069
Americas	1.62 (0.94 to 2.80)	0.085	0.85 (0.36 to 1.96)	0.695
Eastern Mediterranean	0.93 (0.45 to 1.93)	0.852	1.93 (0.63 to 5.86)	0.247
South-East Asia	0.38 (0.15 to 1.01)	0.052	0.45 (0.12 to 1.65)	0.231
Western Pacific	0.90 (0.46 to 1.78)	0.769	0.69 (0.26 to 1.87)	0.467
≥1 comorbidity	1.91 (1.40 to 2.61)	<0.001	1.77 (1.10 to 2.84)	0.018
High self-perceived risk of severe COVID-19	1.46 (1.06 to 2.01)	0.019	1.26 (0.81 to 1.96)	0.315
COVID-19 infection (self)	1.37 (0.92 to 2.05)	0.124	1.23 (0.66 to 2.27)	0.514
COVID-19 infection (household)	1.23 (0.84 to 1.79)	0.292	0.84 (0.48 to 1.49)	0.557
Positive views on vaccination (general)	32.5 (14.2 to 74.4)	<0.001	12.9 (5.17 to 32.22)	<0.001
Positive views on vaccination (COVID-19)	16.70 (11.2 to 24.8)	<0.001	9.70 (6.08 to 15.47)	<0.001
Information through traditional media (TV, radio, web)	2.25 (1.53 to 3.29)	<0.001	1.28 (0.75 to 2.18)	0.360
Information through social media	0.47 (0.35 to 0.62)	<0.001	0.84 (0.55 to 1.28)	0.410
Information through community network	0.47 (0.33 to 0.65)	<0.001	0.61 (0.38 to 1.00)	0.049
Information through other source	0.30 (0.12 to 0.73)	0.008	0.44 (0.13 to 1.43)	0.170
Self-perceived accessibility to COVID-19 vaccination	1.19 (0.78 to 1.81)	0.421	1.08 (0.61 to 1.92)	0.799

aOR, adjusted OR.

level of literacy (though not measured) may have been lower, given that most respondents could not fill in the questionnaire themselves but had to be helped. This would impact on the potential source of information: information through community networks is more easily accessible in case of language barriers. Also, the second most common source of information was social media, in which content is uncontrolled, opening the debate on how to use social media to harness vaccine hesitancy. Higher demand for vaccination among older people and those with comorbidities is consistent with global trends and may reflect the risk–benefit calculus for people at higher risk of hospitalisation and death from COVID-19. In all four sites, only one-quarter to one-third of participants reported concern about the risk of a severe infection. These low proportions may be related to the overall young age of participants and likely to the comparable proportion of those reporting suffering multiple chronic infections. Interestingly, high self-perceived risk of COVID-19 or prior COVID-19 infection was

not associated with demand for vaccination, perhaps because this includes mild cases of the disease.

Intention to get vaccinated against COVID-19 has evolved over time. The successful implementation of large-scale immunisation programmes has encouraged many previously hesitant individuals to get vaccinated, but misinformation and fake news continue to fuel mistrust and slow progress in terms of immunisation coverage in many settings. In our study, only two in five individuals reported they would get vaccinated if the COVID-19 vaccine was offered to them. Although comparison with other groups is difficult due to heterogeneity of methods and timing, hesitancy appears to be higher in our sample compared with the general adult population in the countries studied. For example, in a survey conducted in Italy in December 2020, 82% of adults reported willingness to get vaccinated compared with 52% of our study participants from Milan.<sup>50</sup> Similarly, in a survey conducted in France in June 2020, 71.8% of participants reported they would accept vaccination compared



with only 14.6% of our Paris participants.<sup>51</sup> An international cross-sectional survey conducted between September 2020 and January 2021, however, showed lower intention to get vaccinated among participants from France (49.2%).<sup>52</sup> Of note, all these surveys were conducted online, with likely bias towards higher educational and socioeconomic status. Specific data on undocumented migrants are very limited, but in a survey conducted in the USA in late April 2021, 68% of respondents classified as potentially undocumented reported that they had either been vaccinated or planned to get vaccinated.<sup>53</sup>

This study has several limitations. Participant recruitment was non-random and occurred in health facilities serving undocumented migrants, thereby involving a non-representative sample population of neither the health facilities' clients nor undocumented migrants at large, and therefore limiting the generalisability of our findings. Specifically, recruitment in healthcare setting may have biased the perception about vaccine accessibility by selecting people with better ability to navigate the healthcare system. Studies conducted in the community would bring important complementary information to our findings. Moreover, differences in sampling strategies and participants' sociodemographic characteristics imply limitations in comparability among locations. Furthermore, the questionnaire was translated in eight languages and translators were not systematically available during questionnaire administration, hence it is possible that participants speaking a different language had a limited understanding about the questionnaire, thus introducing an information bias and limiting response accuracy. Confidence about access to the COVID-19 vaccine and desire to be vaccinated may differ for undocumented migrants who have not interacted with the health system in their country of residence. Nonetheless, approximately half of respondents in our sample identified lack of health insurance/health card as a major barrier to COVID-19 vaccination. Although concerns about immigration have been shown to dampen healthcare utilisation for COVID-19 services among undocumented migrants,<sup>54</sup> we did not specifically ask whether worries about immigration repercussions impacted demand. In our study, public hospitals or clinics were identified as preferred sites for vaccination among those intending to get vaccinated, but we did not collect information about trust in public institutions among vaccine-hesitant participants. Finally, for efficiency purpose, we build the questionnaire using a stringent selection of items previously shown to influence vaccine hesitancy but we cannot claim to cover all areas underlying participants' assessment of the risk–benefit balance for COVID-19 vaccination.

In summary, our study showed a substantial gap between undocumented migrants' perceptions about access to COVID-19 vaccines and demand for

vaccination. The WHO, UNICEF, the United Nations High Commissioner for Refugees, the ECDC and the Council of Europe have issued recommendations urging access to COVID-19 vaccination to all vulnerable populations, including low-income countries, undocumented migrants and refugees.<sup>33</sup> Our results show that building trust and confidence in COVID-19 vaccination is as important as promoting access to tackle hesitancy in this group. Information and promotion of vaccination should particularly focus on men, younger migrants and those with low clinical risks highlighting both individual and collective benefits and reassuring about vaccine safety. Given the marginalisation and criminalisation of undocumented migrants, this may not be simple and requires tailored local solutions.<sup>55</sup> Women should be seen as potential key partners in trust-building initiatives promoting vaccination. Our data suggest that during the first phase of a new vaccination programme as for COVID-19, traditional media is an important source of information and communities need to be engaged to leverage existing confidence in general vaccination programmes to reduce hesitancy. Social media plays an important role on how migrants balance risks and benefits and could represent an avenue for disseminating objective information and resources. Community engagement is also important to adequately inform and guide community networks, which can be influential but may undermine vaccination efforts unless equipped with official and verified information. Innovative strategies to foster trust in the equitable access to vaccine for everyone and to ensure a high uptake in all groups through multipronged tailored intervention may help better control the ongoing COVID-19 pandemic. Future research should include the monitoring of hesitancy in this group over longer periods in order to adapt communication strategies and the impact of health promotion interventions using different channels of communication such as social media and community interventions.

#### Author affiliations

<sup>1</sup>Medicine, Johns Hopkins University, Baltimore, Maryland, USA

<sup>2</sup>Laboratory of Healthcare Research and Pharmacoepidemiology, Department of Statistics and Quantitative Methods, University of Milan–Bicocca, Milan, Italy

<sup>3</sup>Medical Statistics and Quantitative Methods, University of Milan–Bicocca, Milan, Italy

<sup>4</sup>Laboratory of Clinical Pharmacology and Pharmacoepidemiology, Department of Clinical Sciences and Community Health, University of Milan, Milan, Italy

<sup>5</sup>Zucchi Clinical Institutes, Milan, Italy

<sup>6</sup>Infectious and Tropical Diseases Department, Hôpital Avicenne, Bobigny, France

<sup>7</sup>School of Medicine, Johns Hopkins University, Baltimore, Maryland, USA

<sup>8</sup>Center for the Interdisciplinary Study of Gerontology and Vulnerability, University of Geneva, Geneva, Switzerland

<sup>9</sup>Laboratoire Education et Pratiques de Santé, Université Paris 13 Nord, Bobigny, France

<sup>10</sup>Department of community health and medicine, University of Geneva, Geneva, Switzerland

<sup>11</sup>Division of primary care medicine, Geneva University Hospital, Geneva, Switzerland

**Contributors** YJ—guarantor, conceptualisation, methodology, supervision and writing (review and editing). KRP—conceptualisation, methodology and writing (original draft). EG—conceptualisation, methodology and writing (review and editing). JC—conceptualisation, methodology and writing (review and editing). MF—data curation, formal analysis and writing (review and editing). AD—data curation and writing (review and editing). SC—investigation and writing (review and editing). GF—investigation and writing (review and editing). RT—investigation and writing (review and editing). SS—investigation and writing (review and editing).

**Funding** This work was in part supported by the National Institute of Health RADx-UP initiative (grant R01 DA045556-04S1) for the activities conducted in the USA and the Ministry of Education, University and Research in Italy ('PRIN' 2017, project 2017728JPK).

**Disclaimer** The funding sources had no involvement in the study design, data collection and interpretation, the writing of the manuscript or the decision to publish it.

**Competing interests** None declared.

**Patient and public involvement** Patients and/or the public were not involved in the design, or conduct, or reporting, or dissemination plans of this research.

**Patient consent for publication** Not required.

**Ethics approval** The John Hopkins University (IRB00252774), Geneva Canton (CCER 2021-0246) and the University of Milan-Bicocca (138AQ-38183) ethical boards provided clearance for this survey. In France, the INSERM review board (IRB00003888) considered this study to be exempted of ethical clearance given the nature of the survey. The study was registered with the Office of the Data Protection (DPO) of Sorbonne Paris Nord University. All participants gave oral informed consent to participate.

**Provenance and peer review** Not commissioned; externally peer reviewed.

**Data availability statement** Data are available in a public, open access repository. The dataset that includes all participants' responses to the questionnaire is available at <https://doi.org/10.5281/zenodo.5769319>.

**Supplemental material** This content has been supplied by the author(s). It has not been vetted by BMJ Publishing Group Limited (BMJ) and may not have been peer-reviewed. Any opinions or recommendations discussed are solely those of the author(s) and are not endorsed by BMJ. BMJ disclaims all liability and responsibility arising from any reliance placed on the content. Where the content includes any translated material, BMJ does not warrant the accuracy and reliability of the translations (including but not limited to local regulations, clinical guidelines, terminology, drug names and drug dosages), and is not responsible for any error and/or omissions arising from translation and adaptation or otherwise.

**Open access** This is an open access article distributed in accordance with the Creative Commons Attribution Non Commercial (CC BY-NC 4.0) license, which permits others to distribute, remix, adapt, build upon this work non-commercially, and license their derivative works on different terms, provided the original work is properly cited, appropriate credit is given, any changes made indicated, and the use is non-commercial. See: <http://creativecommons.org/licenses/by-nc/4.0/>.

#### ORCID iDs

Eleonora Genovese <http://orcid.org/0000-0001-5215-5280>

Johann Cailhol <http://orcid.org/0000-0002-8367-9957>

Yves Jackson <http://orcid.org/0000-0001-5619-333X>

#### REFERENCES

- 1 Passel JS, Cohn D. Mexicans decline to less than half the US unauthorized immigrant population for the first time. Pew research center, 2019. Available: <https://www.pewresearch.org/fact-tank/2019/06/12/us-unauthorized-immigrant-population-2017/> [Accessed 15 Nov 2020].
- 2 Connor P, Passel JS. Europe's Unauthorized Immigrant Population Peaks in 2016, Then Levels Off. November 19, 2020. Pew Research Center. Available: <https://www.pewresearch.org/global/2019/11/13/europes-unauthorized-immigrant-population-peaks-in-2016-then-levels-off/> [Accessed 1 Mar 2021].
- 3 IOM, UN. World migration report, 2020. Available: [https://www.un.org/sites/un2.un.org/files/wmr\\_2020.pdf](https://www.un.org/sites/un2.un.org/files/wmr_2020.pdf) [Accessed 24 Apr 2021].
- 4 Hayward SE, Deal A, Cheng C, et al. Clinical outcomes and risk factors for COVID-19 among migrant populations in high-income countries: a systematic review. *J Migr Health* 2021;3:100041.
- 5 Canevelli M, Palmieri L, Raparelli V, et al. COVID-19 mortality among migrants living in Italy. *Ann Ist Super Sanita* 2020;56:373-377.
- 6 Cervantes L, Martin M, Frank MG, et al. Experiences of Latinx individuals hospitalized for COVID-19: a qualitative study. *JAMA Netw Open* 2021;4:e210684.
- 7 Kim HN, Lan KF, Nkyekyer E, et al. Assessment of disparities in COVID-19 testing and infection across language groups in Seattle, Washington. *JAMA Netw Open* 2020;3:e2021213.
- 8 Martinez DA, Hinson JS, Klein EY, et al. SARS-CoV-2 positivity rate for Latinos in the Baltimore-Washington, DC region. *JAMA* 2020;324:392-5.
- 9 Ross J, Diaz CM, Starrels JL. The disproportionate burden of COVID-19 for immigrants in the Bronx, New York. *JAMA Intern Med* 2020;180:1043-4.
- 10 Page KR, Flores-Miller A. Lessons We've Learned - Covid-19 and the Undocumented Latinx Community. *N Engl J Med* 2021;384:5-7.
- 11 Podewils LJ, Burket TL, Mettenbrink C, et al. Disproportionate Incidence of COVID-19 Infection, Hospitalizations, and Deaths Among Persons Identifying as Hispanic or Latino - Denver, Colorado March-October 2020. *MMWR Morb Mortal Wkly Rep* 2020;69:1812-6.
- 12 Strully K, Yang T-C, Liu H. Regional variation in COVID-19 disparities: connections with immigrant and Latinx communities in U.S. counties. *Ann Epidemiol* 2021;53:56-62.
- 13 Fiorini G, Rigamonti AE, Galanopoulos C, et al. Undocumented migrants during the COVID-19 pandemic: socio-economic determinants, clinical features and pharmacological treatment. *J Public Health Res* 2020;9:1852.
- 14 Bigelow BF, Saxton RE, Flores-Miller A, et al. Community testing and SARS-CoV-2 rates for Latinxs in Baltimore. *Am J Prev Med* 2021;60:e281-6.
- 15 Jaqueti Aroca J, Molina Esteban LM, Garcia-Arata I, et al. [COVID-19 in Spanish and immigrant patients in a sanitary district of Madrid]. *Rev Esp Quimioter* 2020;33:289-91.
- 16 IES, NCES. National center for education statistics. indicator 4 snapshot: children living in poverty for racial/ethnic subgroups. Available: [https://nces.ed.gov/programs/raceindicators/indicator\\_rads.asp](https://nces.ed.gov/programs/raceindicators/indicator_rads.asp) [Accessed 2 Jun 2021].
- 17 Giorgi Rossi P, Marino M, Formisano D, et al. Characteristics and outcomes of a cohort of COVID-19 patients in the province of Reggio Emilia, Italy. *PLoS One* 2020;15:e0238281.
- 18 Joseph NP, Reid NJ, Som A, et al. Racial and ethnic disparities in disease severity on admission chest radiographs among patients admitted with confirmed coronavirus disease 2019: a retrospective cohort study. *Radiology* 2020;297:E303-12.
- 19 Calderón-Larrañaga A, Vetrano DL, Rizzuto D, et al. High excess mortality in areas with young and socially vulnerable populations during the COVID-19 outbreak in Stockholm region, Sweden. *BMJ Glob Health* 2020;5:e003595.
- 20 Drefahl S, Wallace M, Mussino E, et al. A population-based cohort study of socio-demographic risk factors for COVID-19 deaths in Sweden. *Nat Commun* 2020;11:5097.
- 21 Gold JAW, Rossen LM, Ahmad FB, et al. Race, Ethnicity, and Age Trends in Persons Who Died from COVID-19 - United States, May-August 2020. *MMWR Morb Mortal Wkly Rep* 2020;69:1517-21.
- 22 Rossen LM, Branum AM, Ahmad FB, et al. Excess Deaths Associated with COVID-19, by Age and Race and Ethnicity - United States, January 26-October 3, 2020. *MMWR Morb Mortal Wkly Rep* 2020;69:1522-7.
- 23 Rossen LM, Branum AM, Ahmad FB, et al. Notes from the Field: Update on Excess Deaths Associated with the COVID-19 Pandemic - United States, January 26, 2020-February 27, 2021. *MMWR Morb Mortal Wkly Rep* 2021;70:570-1.
- 24 Bui DP, McCaffrey K, Friedrichs M, et al. Racial and Ethnic Disparities Among COVID-19 Cases in Workplace Outbreaks by Industry Sector - Utah, March 6-June 5, 2020. *MMWR Morb Mortal Wkly Rep* 2020;69:1133-8.
- 25 Waltenburg MA, Rose CE, Victoroff T, et al. Coronavirus disease among workers in food processing, food manufacturing, and agriculture workplaces. *Emerg Infect Dis* 2021;27:10.3201/eid2701.203821. [Epub ahead of print: 19 10 2020].
- 26 Mallet-García M, Delvino N. Migrants with irregular status during the COVID-19 pandemic: lessons for local authorities in Europe. City initiative on migrants with irregular status in Europe (C-MISE), 2021. Available: <https://www.compas.ox.ac.uk/wp-content/uploads/CMISE-Impact-of-COVID-on-access-to-services-for-irregular-migrants.pdf> [Accessed 1 Mar 2021].
- 27 Burton-Jeangros C, Duvoisin A, Lachat S, et al. The impact of the Covid-19 pandemic and the Lockdown on the health and living conditions of Undocumented migrants and migrants undergoing legal status regularization. *Front Public Health* 2020;8:596887.

- 28 Sommers BD. Stuck between health and immigration reform--care for undocumented immigrants. *N Engl J Med* 2013;369:593–5.
- 29 Spencer S, Hughes V. Outside and in: legal Entitlements to health care and education for migrants with irregular status in Europe. Oxford: COMPAS, 2015. Available: <https://www.compas.ox.ac.uk/2015/outside-and-in/> [Accessed 1 Mar 2021].
- 30 Nwadiuko J, German J, Chapla K, *et al*. Changes in health care use among Undocumented patients, 2014–2018. *JAMA Netw Open* 2021;4:e210763.
- 31 Zallman L, Woolhandler S, Touw S, *et al*. Immigrants pay more in private insurance premiums than they receive in benefits. *Health Aff* 2018;37:1663–8.
- 32 Committee on Bioethics. COVID-19 and vaccines: ensuring equitable access to vaccination during the current and future pandemics, 2021. Available: <https://rm.coe.int/dh-bio-statement-vaccines-e/1680a12785> [Accessed 1 Jun 2021].
- 33 Bartovic J, Datta SS, Severoni S, *et al*. Ensuring equitable access to vaccines for refugees and migrants during the COVID-19 pandemic. *Bull World Health Organ* 2021;99:3–3A.
- 34 Armocida B, Formenti B, Missoni E, *et al*. Challenges in the equitable access to COVID-19 vaccines for migrant populations in Europe. *Lancet Reg Health Eur* 2021;6:100147.
- 35 Morlok M, Oswald A, Meier H. Les sans-papiers en Suisse en 2015. Bâle: BSS, 2016. Available: <https://www.sem.admin.ch/sem/fr/home/aktuell/news/2016/2016-04-25.html> [Accessed 1 Jun 2021].
- 36 Jackson Y, Paignon A, Wolff H, *et al*. Health of undocumented migrants in primary care in Switzerland. *PLoS One* 2018;13:e0201313.
- 37 Swiss federal Parliament, 2021. Available: <https://www.parlament.ch/en/ratsbetrieb/suche-curia-vista/geschaefte?AffairId=20213348> [Accessed 1 Jun 2021].
- 38 ISMU Foundation (Initiatives and Studies on Multiethnicity). The Twenty-sixth Italian report on migrations 2020. Milan, 2020. Available: <https://www.ismu.org/en/the-twenty-sixth-italian-report-on-migrations-2020/> [Accessed 1 Jun 2021].
- 39 Stepler R, Lopez MUS. Latino population growth and dispersion has slowed since onset of the great recession. Pew research center, 2016. Available: <https://www.pewresearch.org/hispanic/2016/09/08/latino-population-growth-and-dispersion-has-slowed-since-the-onset-of-the-great-recession/> [Accessed 12 Feb 2021].
- 40 US Census Bureau. American community survey. selected characteristics by foreign-born population of birth, 2019. Available: <https://data.census.gov/cedsci/table?q=baltimore%20city&tid=ACSS15Y2019.S0506> [Accessed 12 Feb 2021].
- 41 Department of Homeland Security. Statement on equal access to COVID-19 vaccines and vaccine distribution sites, 2021. Available: <https://www.dhs.gov/news/2021/02/01/dhs-statement-equal-access-covid-19-vaccines-and-vaccine-distribution-sites> [Accessed 20 Mar 2021].
- 42 UNICEF and WHO. Guidance for COVID-19 vaccine demand. data for action: achieving high uptake of COVID-19 vaccines. gathering and using data on the behavioral and social drivers of vaccination. A guidebook for immunization programmes and implementing partners. 2021, 2020. Available: <https://apps.who.int/iris/handle/10665/339452?locale-attribute=de&> [Accessed 1 Mar 2021].
- 43 UNICEF. Vaccine misinformation management field guide. New York, 2020. Available: <https://www.unicef.org/mena/reports/vaccine-misinformation-management-field-guide> [Accessed 22 Jan 2021].
- 44 European Centre for Disease Prevention and Control. Let's talk about hesitancy. Stockholm: ECDC, 2016. Available: <https://www.ecdc.europa.eu/en/publications-data/lets-talk-about-hesitancy-enhancing-confidence-vaccination-and-uptake-0> [Accessed 22 Jan 2021].
- 45 Deal A, Hayward SE, Huda M, *et al*. Strategies and action points to ensure equitable uptake of COVID-19 vaccinations: a national qualitative interview study to explore the views of undocumented migrants, asylum seekers, and refugees. *J Migr Health* 2021;4:100050.
- 46 Gehlbach D, Vázquez E, Ortiz G, *et al*. COVID-19 testing and vaccine hesitancy in Latinx Farm-Working communities in the eastern Coachella Valley. *Res Sq* 2021. doi:10.21203/rs.3.rs-587686/v1. [Epub ahead of print: 25 Jun 2021].
- 47 Read Jen'nan Ghazal, Smith PB. Gender and national origin differences in healthcare utilization among U.S. immigrants from Mexico, China, and India. *Ethn Health* 2018;23:867–83.
- 48 Chauvin S, Garcés-Mascreñas B. Becoming less illegal: deservings frames and undocumented migrant incorporation. *Sociology Compass* 2014;8:422–32.
- 49 PICUM. Data protection and the firewall: advancing the right to health for people in an irregular situation. Brussels: PICUM, 2020. Available: [https://picum.org/wp-content/uploads/2020/07/PICUM-Briefing\\_Data-protection-and-the-firewall\\_health.pdf](https://picum.org/wp-content/uploads/2020/07/PICUM-Briefing_Data-protection-and-the-firewall_health.pdf) [Accessed 15 Nov 2021].
- 50 Del Riccio M, Boccalini S, Rigon L, *et al*. Factors influencing SARS-CoV-2 vaccine acceptance and Hesitancy in a population-based sample in Italy. *Vaccines* 2021;9:633.
- 51 Schwarzing M, Watson V, Arwidson P, *et al*. COVID-19 vaccine hesitancy in a representative working-age population in France: a survey experiment based on vaccine characteristics. *Lancet Public Health* 2021;6:e210–21.
- 52 Stojanovic J, Boucher VG, Gagne M, *et al*. Global trends and correlates of COVID-19 vaccination Hesitancy: findings from the iCARE study. *Vaccines* 2021;9:661.
- 53 Hamel L, Artiga S, Safarpour A. KFF COVID-19 vaccine monitor: COVID-19 vaccine access, information, and experiences among Hispanic adults in the U.S., 2021. Available: <https://www.kff.org/coronavirus-covid-19/poll-finding/kff-covid-19-vaccine-monitor-access-information-experiences-hispanic-adults/> [Accessed 1 Jun 2021].
- 54 Galletly CL, Lechuga J, Dickson-Gomez JB, *et al*. Assessment of COVID-19-Related immigration concerns among Latinx immigrants in the US. *JAMA Netw Open* 2021;4:e2117049.
- 55 Deal A, Hayward SE, Huda M, *et al*. Strategies and action points to ensure equitable uptake of COVID-19 vaccinations: a national qualitative interview study to explore the views of undocumented migrants, asylum seekers, and refugees. *J Migr Health* 2021;4:100050.

**Rapid survey on the intent to be immunized against Covid-19 amongst undocumented migrants**

In order to properly meet your health needs, we would like to hear your opinion on the COVID-19 vaccination. This information is anonymous and confidential.

Please tick the correct answer (s)

1. Gender
  - a.  Female
  - b.  male
2. Age
3. Country of birth
4. Have you suffered from a COVID-19 infection (one choice)
  - a.  No
  - b.  Yes probably but I haven't been tested
  - c.  Yes and I have been tested
5. If yes, when (month/year)?
6. Has somebody living at the same place as you (family or friend) suffered from a COVID-19 infection (one choice)
  - a.  No
  - b.  Yes probably but she/he hasn't been tested
  - c.  Yes and she/he has been tested
7. Do you have any of the following medical conditions that could put you at risk for severe COVID-19 infection (multiple choices)
  - a.  High blood pressure (hypertension) or a cardiac (heart) condition
  - b.  Diabetes
  - c.  Excessive weight
  - d.  Chronic disease of the lungs
  - e.  Chronic disease of the kidneys
  - f.  No
  - g.  I don't know
8. What do you think is the risk to your health related to COVID-19 (multiple choices)
  - a.  I think the risk is too low to worry
  - b.  I follow the recommendations about protection, this is sufficient to be protected
  - c.  I don't think I am at risk of a severe infection
  - d.  I already got COVID-19 so there is no more risk

- e.  I prefer being infected to develop my own immunity
  - f.  I am worried about developing a severe form of COVID-19
  - g.  I don't know
9. Do you believe that migrants/persons in your situation will have access to the COVID-19 vaccines here in **Switzerland** (one choice)
- a.  Yes
  - b.  No
  - c.  I don't know
10. If no, for what reasons (multiple choices)
- a.  Lack of health insurance
  - b.  High cost
  - c.  Lack of right to enroll into immunization programs
  - d.  Don't know where to go
  - e.  Other reason
11. If the vaccine is offered to you, would you like to get immunized against COVID-19 (one choice)
- a.  Yes, no doubt
  - b.  Probably yes
  - c.  Probably no
  - d.  No
  - e.  I haven't decided yet
12. If yes, where could you receive the vaccine (multiple choices)
- a.  Hospital (**HUG**)
  - b.  Private doctor
  - c.  Pharmacy
  - d.  Community organization, charity
  - e.  Public health clinic
  - f.  Other
13. What is your point of view about vaccines in general (multiple choices)
- a.  I trust in vaccines
  - b.  I believe it will protect me
  - c.  I am against vaccines in general
  - d.  I prefer alternative remedies

- e.  I believe I can resist to infections without vaccines
  - f.  If I have to suffer an infection, vaccine won't help for that
14. What is your point of view about the COVID-19 vaccines (multiple choices)
- a.  I trust the COVID-19 vaccine
  - b.  I believe it will protect me
  - c.  I don't trust in vaccines using genetic material
  - d.  I am afraid of negative effects
  - e.  I think it won't protect me long enough
  - f.  I don't want to receive two doses
  - g.  I already had COVID-19 so I don't think I need it
15. How do you access to information about COVID-19 vaccines (multiple choices)
- a.  TV, radio, newspapers in **Switzerland**
  - b.  TV, radio, newspapers from my country of origin
  - c.  Websites of the hospital/health authority in **Switzerland**
  - d.  Website of the government in **Switzerland**
  - e.  Social media (Facebook, YouTube, Instagram, WhatsApp, etc.)
  - f.  Friends and relatives
  - g.  Other

Thank you very much for your participation

## Appendix

### 1. Self-perceived accessibility to vaccination

Regression analysis stratified by study site for factors associated with self-perceived accessibility to COVID-19 immunization programs. The univariate and multivariate analysis were repeated by applying a procedure of multiple imputation for missing values (100 imputations).

#### Geneva (N=441)

	Univariate analysis		Multivariate analysis	
	OR (CI 95%)	p-value	aOR (CI 95%)	p-value
Gender: female	1.36 (0.78-2.35)	0.278	1.20 (0.64-2.27)	0.571
Age (increase by 1 year)	1.01 (0.99-1.04)	0.286	1.01 (0.99-1.04)	0.413
≥1 co-morbidity	1.34 (0.67-2.68)	0.413	1.07 (0.49-2.34)	0.862
High self-perceived risk of COVID-19	0.78 (0.39-1.56)	0.479	1.00 (0.47-2.12)	0.993
COVID-19 infection (self)	1.41 (0.69-2.89)	0.345	0.58 (0.25-1.33)	0.198
COVID-19 infection (household)	1.12 (0.53-2.36)	0.769	1.09 (0.45-2.63)	0.849
Positive views on Immunization (general)	1.66 (0.94-2.94)	0.081	1.68 (0.75-3.78)	0.209
Positive views on Immunization (COVID-19)	1.16 (0.67-2.00)	0.601	0.86 (0.41-1.82)	0.693
Information through traditional media (TV, radio, web)	1.58 (0.86-2.90)	0.137	1.94 (0.95-3.95)	0.069
Information through social media	1.13 (0.65-1.99)	0.664	1.35 (0.70-2.61)	0.377
Information through community network	0.93 (0.49-1.78)	0.837	0.87 (0.43-1.74)	0.689
Information through other source	3.53 (0.47-26.73)	0.222	5.04 (0.62-41.27)	0.132
Region of origin (WHO)				
Europe	Ref.		Ref.	
Africa	1.84 (0.67-5.00)	0.235	1.86 (0.65-5.36)	0.249
Americas	3.17 (1.41-7.15)	0.005	2.68 (1.13-6.35)	0.025
Eastern Mediterranean	3.27 (0.82-13.09)	0.093	2.78 (0.67-11.65)	0.161
Asia	2.09 (0.22-19.86)	0.523	2.61 (0.25-26.82)	0.420
Western Pacific	2.46 (0.97-6.20)	0.057	1.78 (0.65-4.87)	0.260



**Baltimore (N=142)**

	Univariate analysis		Multivariate analysis	
	OR (CI 95%)	P-value	aOR (CI 95%)	P-value
Gender: female	2.29 (0.93-5.66)	0.072	1.70 (0.60-4.80)	0.317
Age (increase by 1 year)	0.97 (0.93-1.02)	0.239	0.96 (0.91-1.01)	0.105
≥1 co-morbidity	1.37 (0.54-3.43)	0.507	1.96 (0.65-5.84)	0.230
High self-perceived risk of COVID-19	0.70 (0.24-2.03)	0.513	2.69 (0.67-10.75)	0.161
COVID-19 infection (self)	0.63 (0.20-2.00)	0.434	3.31 (0.59-18.61)	0.174
COVID-19 infection (household)	0.87 (0.33-2.32)	0.786	0.72 (0.17-2.96)	0.648
Positive views on Immunization (general)	1.50 (0.28-7.90)	0.635	1.28 (0.20-8.11)	0.794
Positive views on Immunization (COVID-19)	1.46 (0.54-3.90)	0.452	2.12 (0.67-6.65)	0.199
Information through traditional media (TV, radio, web)	0.56 (0.15-2.05)	0.380	0.62 (0.09-4.45)	0.638
Information through social media	2.18 (0.69-6.87)	0.182	2.42 (0.49-11.99)	0.278
Information through community network	0.20 (0.04-1.04)	0.056	0.09 (0.01-0.76)	0.027
Information through other source	NE		NE	
Region of origin (WHO)				
Europe				
Africa				
Americas	NE		NE	
Eastern Mediterranean				
Asia				
Western Pacific				

NE: Odds ratio not estimable due to empty cells or cells with low frequency

**Milano (N=126)**

	Univariate analysis		Multivariate analysis	
	OR (CI 95%)	p-value	aOR (CI 95%)	p-value
Gender: female	3.65 (1.20 - 11.08)	0.023	2.30 (0.38-13.89)	0.317
Age (increase by 1 year)	1.03 (0.99-1.07)	0.191	0.99 (0.94-1.05)	0.759
≥1 co-morbidity	0.93 (0.31-2.74)	0.893	1.34 (0.25-7.27)	0.734
High self-perceived risk of COVID-19	1.86 (0.62-5.55)	0.266	0.41 (0.09-1.86)	0.247
COVID-19 infection (self)	0.72 (0.09-6.04)	0.761	1.06 (0.06-18.00)	0.965
COVID-19 infection (household)	0.58 (0.15-2.32)	0.441	0.40 (0.05-3.08)	0.376
Positive views on Immunization (general)	0.53 (0.11-2.50)	0.421	1.42 (0.13-15.93)	0.774
Positive views on Immunization (COVID-19)	1.24 (0.40-3.67)	0.730	2.14 (0.37-12.58)	0.398
Information through traditional media (TV, radio, web)	1.28 (0.33-5.00)	0.722	NE	-
Information through social media	0.67 (0.23-1.98)	0.468	0.38 (0.08-1.94)	0.246
Information through community network	1.03 (0.30-3.47)	0.967	2.43 (0.36-16.58)	0.365
Information through other source	0.80 (0.09-7.18)	0.845	0.10 (0.00-2.12)	0.138
Region of origin (WHO)				
Europe	Ref.		Ref.	
Africa	NE	-	NE	-
Americas	0.46 (0.38-0.58)	<0.001	0.53 (0.05-5.92)	0.603
Eastern Mediterranean	0.30 (0.22-0.40)	<0.001	1.27 (0.03-50.44)	0.897
Asia	0.01 (0.01-0.01)	<0.001	NE	-
Western Pacific	NE	-		-

NE: Odds ratio not estimable due to empty cells or cells with low frequency

**Paris (N=103)**

	Univariate analysis		Multivariate analysis	
	OR (CI 95%)	P-value	aOR (CI 95%)	P-value
Gender: female	1.56 (0.31 -7.98)	0.592	2.93 (0.18-47.09)	0.449
Age (increase by 1 year)	1.03 (0.96-1.11)	0.375	1.09 (0.97-1.24)	0.156
≥1 co-morbidity	1.41 (0.28-7.22)	0.680	0.40 (0.03-6.26)	0.517
High self-perceived risk of COVID-19	0.92 (0.22-3.94)	0.915	0.31 (0.03-3.24)	0.329
COVID-19 infection (self)	NE	-	NE	-
COVID-19 infection (household)	NE	-	NE	-
Positive views on Immunization (general)	2.40 (0.54-10.62)	0.248	15.52 (0.76-316.86)	0.075
Positive views on Immunization (COVID-19)	1.55 (0.37-6.56)	0.554	1.41 (0.11-17.50)	0.788
Information through traditional media (TV, radio, web)	0.53 (0.06-4.49)	0.559	0.15 (0.00-5.14)	0.293
Information through social media	0.99 (0.19-5.14)	0.994	51.34 (1.02-2576.27)	0.049
Information through community network	3.86 (0.96-15.59)	0.058	10.37 (1.25-86.27)	0.030
Information through other source	NE	-	NE	-
Region of origin (WHO)				
Europe	Ref.		Ref.	
Africa	NE	-	4.06 (0.06-11.31)	0.513
Americas	1.00 (0.02-50.40)	1.000	0.03 (0.00-11.31)	0.251
Eastern Mediterranean	13.5 (0.60-305.29)	0.102	15.73 (0.26-936.44)	0.186
Asia	24 (0.79-732.38)	0.068	94.05 (0.54-16348.27)	0.084
Western Pacific	NE	-	NE	-

NE: Odds ratio not estimable due to empty cells or cells with low frequency

## 2. Demand for COVID-19 vaccination

Regression analysis stratified by study site for factors associated with demand for COVID-19 immunization programs. The univariate and multivariate analysis were repeated by applying a procedure of multiple imputation for missing values (100 imputations).

### Geneva (N=441)

	Univariate analysis		Multivariate analysis	
	OR (CI 95%)	p-value	aOR (CI 95%)	p-value
Gender: female	1.08 (0.72-1.62)	0.709	1.23 (0.69-2.18)	0.484
Age (increase by 1 year)	1.03 (1.01-1.05)	0.001	1.02 (1.00-1.05)	0.068
≥1 co-morbidity	1.56 (0.98-2.49)	0.060	1.69 (0.84-3.37)	0.138
High self-perceived risk of COVID-19	1.41 (0.89-2.25)	0.143	1.22 (0.66-2.25)	0.516
COVID-19 infection (self)	1.06 (0.61-1.84)	0.826	0.81 (0.37-1.79)	0.610
COVID-19 infection (household)	1.12 (0.67-1.86)	0.673	1.13 (0.55-2.35)	0.736
Positive views on Immunization (general)	29.26 (11.63-73.60)	<0.001	10.82 (3.81-30.72)	<0.001
Positive views on Immunization (COVID-19)	16.11 (9.60-27.02)	<0.001	8.64 (4.69-15.90)	<0.001
Information through traditional media (TV, radio, web)	1.49 (0.92-2.39)	0.103	0.91 (0.46-1.79)	0.786
Information through social media	0.66 (0.45-0.98)	0.041	0.84 (0.48-1.48)	0.553
Information through community network	0.96 (0.60-1.52)	0.857	0.92 (0.50-1.69)	0.783
Information through other source	0.37 (0.14-1.01)	0.052	0.56 (0.15-2.09)	0.388
Region of origin (WHO)				
Europe	Ref.		Ref.	
Africa	0.98 (0.41-2.35)	0.964	2.16 (0.61-7.71)	0.235
Americas	1.22 (0.60-2.47)	0.586	0.79 (0.29-2.14)	0.641
Eastern Mediterranean	1.74 (0.64-4.69)	0.278	2.09 (0.53-8.33)	0.294
Asia	NE	-	0.59 (0.09-3.78)	0.580
Western Pacific	1.01 (0.46-2.22)	0.987	0.61 (0.20-1.86)	0.385
Self-perceived accessibility to COVID-19 Immunization	1.29 (0.72-2.30)	0.392	1.20 (0.55-2.65)	0.647

NE: Odds ratio not estimable due to empty cells or cells with low frequency

**Baltimore (N=142)**

	Univariate analysis		Multivariate analysis	
	OR (CI 95%)	p-value	aOR (CI 95%)	p-value
Gender: female	1.23 (0.59-2.60)	0.582	1.75 (0.59-5.20)	0.311
Age (increase by 1 year)	1.07 (1.02-1.11)	0.002	1.03 (0.97-1.09)	0.282
≥1 co-morbidity	2.56 (1.24-5.67)	0.012	2.10 (0.73-6.08)	0.169
High self-perceived risk of COVID-19	0.65 (0.28-1.49)	0.308	1.30 (0.38-4.50)	0.676
COVID-19 infection (self)	0.67 (0.28-1.58)	0.360	2.57 (0.53-12.57)	0.244
COVID-19 infection (household)	0.70 (0.32-1.51)	0.364	0.37 (0.09-1.50)	0.163
Positive views on Immunization (general)	NE	-	NE	-
Positive views on Immunization (COVID-19)	15.63 (5.02-48.63)	<0.001	17.17 (4.74-62.16)	<0.001
Information through traditional media (TV, radio, web)	4.82 (1.82-12.75)	0.002	7.12 (0.83-61.16)	0.074
Information through social media	0.49 (0.22-1.06)	0.069	2.40 (0.34-16.98)	0.381
Information through community network	0.13 (0.01-1.13)	0.064	0.09 (0.00-1.71)	0.108
Information through other source	NE	-	NE	-
Region of origin (WHO)				
Europe				
Africa				
Americas	NE	-	NE	-
Eastern Mediterranean				
Asia				
Western Pacific				
Self-perceived accessibility to COVID-19 Immunization	1.43 (0.60-3.43)	0.419	1.20 (0.55-2.65)	0.647

NE: Odds ratio not estimable due to empty cells or cells with low frequency

**Milano (N=126)**

	Univariate analysis		Multivariate analysis	
	OR (CI 95%)	p-value	aOR (CI 95%)	p-value
Gender: female	0.93 (0.44-1.96)	0.842	1.03 (0.17-6.35)	0.978
Age (increase by 1 year)	1.02 (1.00-1.05)	0.100	1.02 (0.97-1.07)	0.509
≥1 co-morbidity	1.30 (0.64-2.63)	0.469	1.51 (0.36-6.39)	0.574
High self-perceived risk of COVID-19	0.73 (0.34-1.55)	0.410	3.09 (0.68-14.01)	0.144
COVID-19 infection (self)	0.38 (0.10-1.50)	0.167	1.44 (0.11-19.19)	0.782
COVID-19 infection (household)	1.36 (0.48-3.84)	0.559	1.37 (0.17-10.75)	0.764
Positive views on Immunization (general)	NE	-	NE	-
Positive views on Immunization (COVID-19)	48.21 (13.36-174.0)	<0.001	NE	-
Information through traditional media (TV, radio, web)	4.42 (1.51-12.97)	0.007	0.08 (0.00-2.22)	0.136
Information through social media	0.44 (0.22-0.91)	0.027	0.11 (0.02-0.48)	0.004
Information through community network	0.76 (0.34-1.66)	0.487	1.83 (0.37-9.12)	0.463
Information through other source	0.14 (0.02-1.19)	0.072	0.35 (0.01-14.84)	0.583
Region of origin (WHO)				
Europe	Ref.		Ref.	
Africa	4.00 (3.34-4.80)	<0.001	NE 0.57 (0.08-4.27)	-
Americas	1.64 (1.49-1.81)	<0.001	3.02 (0.12-76.35)	0.584
Eastern Mediterranean	1.78 (1.50-2.11)	<0.001	0.02 (0.00-4.19)	0.503
Asia	0.27 (0.21-0.34)	<0.001	NE	0.148
Western Pacific	NE	-	NE	-
Self-perceived accessibility to COVID-19 Immunization	1.29 (0.72-2.30)	0.392	1.02 (0.97-1.07)	0.509

NE: Odds ratio not estimable due to empty cells or cells with low frequency

**Paris (N=103)**

	Univariate analysis		Multivariate analysis	
	OR (CI 95%)	p-value	aOR (CI 95%)	p-value
Gender: female	2.33 (2.09-2.61)	<0.001	2.43 (0.31-19.09)	0.397
Age (increase by 1 year)	1.06 (1.05-1.06)	<0.001	1.08 (0.99-1.18)	0.095
≥1 co-morbidity	3.65 (3.26-4.08)	<0.001	1.63 (0.12-21.77)	0.712
High self-perceived risk of COVID-19	0.30 (0.26-0.33)	<0.001	3.21 (0.36-28.34)	0.294
COVID-19 infection (self)	1.40 (1.13-1.74)	0.002	9.40 (0.36-245.25)	0.178
COVID-19 infection (household)	NE	-	NE	-
Positive views on Immunization (general)	3.65 (0.45-29.65)	0.225	1.33 (0.04-47.30)	0.876
Positive views on Immunization (COVID-19)	3.18 (2.83-3.57)	<0.001	2.70 (0.34-21.30)	0.346
Information through traditional media (TV, radio, web)	NE	-	NE	-
Information through social media	0.51 (0.46-0.58)	<0.001	1.91 (0.20-18.04)	0.574
Information through community network	0.18 (0.16-0.21)	<0.001	0.09 (0.01-0.61)	0.014
Information through other source	NE	-	NE	-
Region of origin (WHO)				
Europe				
Africa				
Americas				
Eastern Mediterranean	NE	-	NE	-
Asia				
Western Pacific				
Self-perceived accessibility to COVID-19 Immunization	0.16 (0.14-0.19)	< 0.001	0.05 (0.00-0.58)	0.017

NE: Odds ratio not estimable due to empty cells or cells with low frequency