

Author Query Form

Journal: CCR3

Article: 3006

Dear Author,

During the copyediting of your manuscript, the following queries arose.

Please refer to the query reference callout numbers in the page proofs and respond to each by marking the necessary comments using the PDF annotation tools.

Please remember illegible or unclear comments and corrections may delay publication.

Many thanks for your assistance.

AUTHOR: Please note that missing content in references have been updated where we have been able to match the missing elements without ambiguity against a standard citation database, to meet the reference style requirements of the journal. It is your responsibility to check and ensure that all listed references are complete and accurate.

Query reference	Query	Remarks
1	AUTHOR: Please confirm that given names (blue) and surnames/family names (vermillion) have been identified correctly.	
2	AUTHOR: Please verify that the linked ORCID identifiers are correct for each author.	
3	AUTHOR: Please check that authors and their affiliations are correct.	
4	AUTHOR: Please provide supporting information text citation for this article.	
5	AUTHOR: Please check and approve the edits made in the Autorship list.	

CLINICAL VIDEO

Functional fat injection in the treatment of dysphagia following surgery

Francesco Mozzanica^{1,2}  | Antonio Schindler³ | Francesco Ottaviani^{1,2}

¹Department of Otorhinolaryngology, Ospedale San Giuseppe IRCCS

3 ³Multimedica, Milan, Italy

²Department of Clinical Sciences and Community Health, University of Milan, Milan, Italy

³Department of Biomedical and Clinical Sciences, L. Sacco Hospital, University of Milan, Milan, Italy

Correspondence

Francesco Mozzanica, Department of Clinical Sciences and Community Health, University of Milan, Via San Vittore 12, Milan, Italy.

Email: francesco.mozzanica@gmail.com

Abstract

Functional fat injection under local anesthesia could be useful in the treatment of chronic dysphagia in selected patients with tissue loss secondary to laryngeal surgery.

KEYWORDS

dysphagia, fat injection, head and neck cancer

The application of functional fat injection (FFI) in the treatment of dysphagia following laryngeal surgery is presented. FFI was performed under local anesthesia using a

transcervical approach in order to correct the tissue loss causing dysphagia. The control of injection depth and site was performed through a transnasal flexible endoscope.

Dysphagia is a common complication after partial laryngectomies (PL).¹ Behavioral swallowing rehabilitation allows adequate management in most of the cases; however, long-term feeding tube dependency is unavoidable in some patients. In order to overcome this problem, our group recently proposed a new treatment for dysphagia following PL, the functional fat injection (FFI) performed under local anesthesia.² The underlying hypothesis is that tissue loss related to surgery might reduce airway protection acting as a funnel toward the larynx (Figure 1). The correction of tissue loss using fat might improve the safety of swallowing. A case of FFI is presented.

CONFLICT OF INTEREST

Nothing to declare.

AUTHOR CONTRIBUTIONS

FM: made substantial contribution to conception and design of the study; drafting the manuscript, involved in final

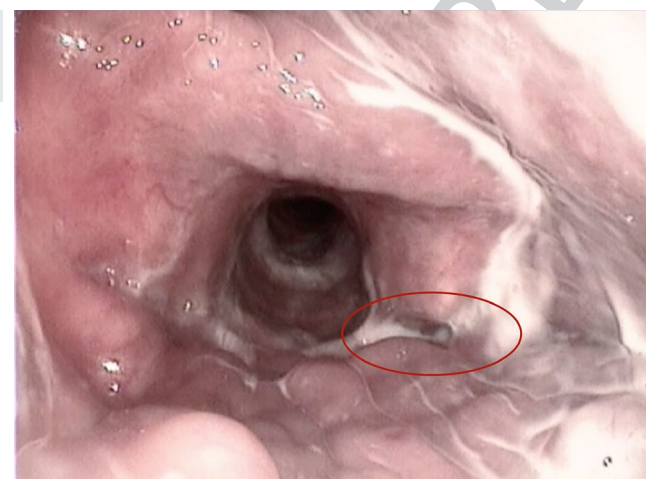



FIGURE 1 After a partial laryngectomy an important tissue loss at the level of the tongue base and of the left aryepiglottic fold, acting like a slope for the ingested food was found

This is an open access article under the terms of the Creative Commons Attribution-NonCommercial-NoDerivs License, which permits use and distribution in any medium, provided the original work is properly cited, the use is non-commercial and no modifications or adaptations are made.

© 2020 The Authors. *Clinical Case Reports* published by John Wiley & Sons Ltd

	Journal Name	CCR3
1 2	Manuscript No.	3006
	WILEY	
	No. of pages: 2	Dispatch: 27-5-2020
	PE: Eswari M.	CE: Keerthana J

4

5

1 approval of the version to be published, and agreed to be ac-
2 countable for all aspects of the work in ensuring that ques-
3 tions related to the accuracy or integrity of any part of the
4 work are appropriately investigated and resolved. AS and
5 FO: made substantial contribution to design of the study, re-
6 vised the manuscript for important intellectual content, in-
7 volved in final approval of the version to be published, and
8 agreed to be accountable for all aspects of the work in ensur-
9 ing that questions related to the accuracy or integrity of any
10 part of the work are appropriately investigated and resolved.

11 ORCID

12 *Francesco Mozzanica*  [https://orcid.](https://orcid.org/0000-0003-2591-4063)
13 [org/0000-0003-2591-4063](https://orcid.org/0000-0003-2591-4063)

14 REFERENCES

- 15
16
17 1. Schindler A, Pizzorni N, Mozzanica F, et al. Functional outcome
18 after supracricoid laryngectomy: what do we not know and what do
19 we need to know? *Eur Arch Otorhinolaryngol*. 2016;273:3459-3475.

- 20
21
22
23
24
25
26
27
28
29
30
31
32
33
34
35
36
37
38
39
40
41
42
43
44
45
46
47
48
49
50
51
52
53
2. Ottaviani F, Schindler A, Klinger F, Scarponi L, Succo G, Mozzanica F. Functional fat injection under local anesthesia to treat severe postsurgical dysphagia, case report. *Head Neck*. 2019;41:E17-E21.

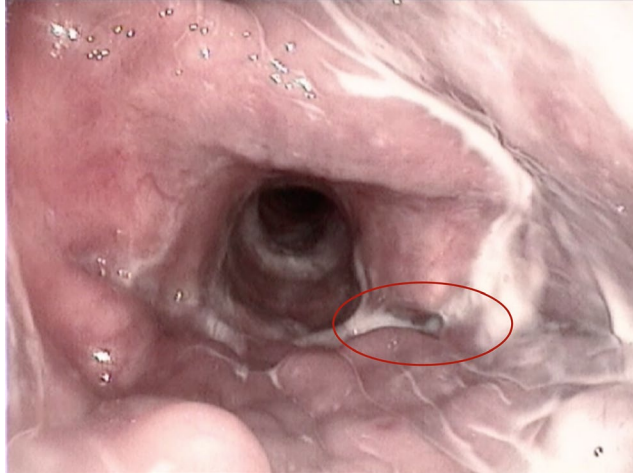
SUPPORTING INFORMATION

Additional supporting information may be found online in the Supporting Information section.

How to cite this article: Mozzanica F, Schindler A, Ottaviani F. Functional fat injection in the treatment of dysphagia following surgery. *Clin Case Rep*. 2020;00:1–2. <https://doi.org/10.1002/ccr3.3006>

Graphical Abstract

The contents of this page will be used as part of the graphical abstract of html only. It will not be published as part of main article.



Functional fat injection under local anesthesia could be useful in the treatment of chronic dysphagia in selected patients with tissue loss secondary to laryngeal surgery.