

Controlling inflation with timid monetary-fiscal regime changes^{*}

Guido Ascari^a

University of Oxford

Anna Florio^b

Politecnico di Milano

Alessandro Gobbi^c

*Università Cattolica
del Sacro Cuore*

February 2019

Abstract

Can monetary policy control inflation when both monetary and fiscal policies change over time? When monetary policy is active, a long-run fiscal principle entails flexibility in fiscal policy that preserves determinacy even when deviating from passive fiscal, substantially for brief periods or timidly for prolonged periods. To guarantee a unique equilibrium, monetary and fiscal policies must coordinate not only within but also across regimes, and not simply on being active or passive, but also on their extent. The amplitude of deviations from the active monetary/passive fiscal benchmark determines whether a regime is Ricardian: timid deviations do not imply wealth effects.

Keywords: Monetary-fiscal policy interactions, Inflation, Markov-switching, determinacy, expectation effects.

JEL classification: E52, E63.

^{*}This is the pre-peer reviewed version of the article accepted for publication in *International Economic Review*. The version of record is available online at: <https://doi.org/10.1111/iere.12447>. This article may be used for non-commercial purposes in accordance with Wiley Terms and Conditions for Use of Self-Archived Versions.

We thank Luca Dedola, Martin Ellison, Jesus Fernandez-Villaverde, Andrea Ferrero, Nobu Kiyotaki, Eric Leeper, Bartosz Mackowiak, Magali Marx, Chris Sims, Jouko Vilmunen and Tao Zha for useful comments. We would also like to thank participants to the ECB-EABCN-FRB Atlanta conference on Nonlinearities in Macroeconomics and Finance in the Light of Crises in Frankfurt, 15/16 December 2014, to the first annual conference of the MACFINROBODS project in Paris, 15-16 June 2015, to the VI Workshop on Institutions, Individual Behavior and Economic Outcomes in Alghero, 20-25 June 2015, to the the Anglo-French-Italian Workshop on Macroeconomics in Milan, 16-17 October 2015, the Centre for Economic Growth and Policy Conference in Durham, 15-16 May 2016, the NBER Summer Institute 2017 and seminar participants at the University of Bern, Birmingham, Nottingham, Oxford, York, Federal Reserve Bank of Chicago, Kansas City and New York, Bank of Finland and Riksbank. Gobbi received funding from the European Union's Seventh Framework Programme (FP7) through grant agreement no. 612796 (MACFINROBODS).

^aCorresponding author: Department of Economics, University of Oxford, Manor Road, Oxford OX1 3UQ, United Kingdom. E-mail address: guido.ascari@economics.ox.ac.uk

^bDepartment of Management, Economics and Industrial Engineering, Politecnico di Milano, via Lambruschini 4/B, 20156 Milan, Italy. E-mail address: anna.florio@polimi.it

^cDepartment of Economics and Finance, Università Cattolica del Sacro Cuore, Largo Gemelli, 20123 Milan, Italy. E-mail address: alessandro.gobbi@unicatt.it

1 Introduction

Under conventional views of price level determination, two conditions should be satisfied for monetary policy to be able to control inflation: the rational expectations equilibrium should be unique and Ricardian. The former is a desirable feature of monetary policy implementation because the presence of multiple stable equilibria would expose inflation (and output) to endogenous fluctuations; the latter ensures the absence of wealth effects from public debt dynamics that would foster spending and affect inflation. Both conditions are satisfied in the New Keynesian framework in which an active monetary and passive fiscal regime is assumed to operate.¹ In such a regime, monetary policy controls inflation while fiscal policy controls debt dynamics by adjusting to satisfy the government intertemporal budget constraint.

In addition to the standard active monetary/passive fiscal (AM/PF) regime, a passive monetary and active fiscal (PM/AF) regime also yields a unique solution. In this case, fiscal policy determines inflation because the price level must adjust to keep the real value of debt consistent with the government budget constraint. Hence, the so-called fiscal theory of the price level (FTPL) holds, where the absence of Ricardian equivalence produces wealth effects that, in turn, affect inflation.

Inflation dynamics are therefore a joint monetary-fiscal phenomenon. Moreover, expectations about future policies are crucial. The influential contribution by [Davig and Leeper \(2007b\)](#) shows that a passive monetary policy—indeterminate in a static context—could return determinacy if monetary policy is expected to be sufficiently aggressive in the future. The authors conclude that this long-run Taylor principle dramatically expands the determinacy region relative to the constant-parameter setup. Consistent with much of the literature, [Davig and Leeper \(2007b\)](#) place fiscal policy in the background by assuming a passive fiscal behaviour. However, as implied by the FTPL, agents' perceptions of whether government debt will bring about a higher tax burden in the future contribute to determine the inflation outcome. The ability of monetary policy to control inflation today depends on private sector beliefs about whether and how fiscal stress will be resolved in the future. More generally, the expectation of future regimes should be taken into account since *“interest rate policy, tax policy and expenditure policy, both now and as they are expected to evolve in the future, jointly determine the price level”* ([Sims, 2016](#)).

We address the long-standing question regarding the ability of monetary policy to control inflation,

¹We apply the terminology in [Leeper \(1991\)](#). Active monetary (AM) policy arises when the response of the nominal interest rate to inflation is more than one-to-one. Otherwise we have passive monetary (PM) policy. Analogously, passive fiscal (PF) policy occurs when taxes respond sufficiently to debt to prevent its explosion; otherwise we have active fiscal (AF) policy.

in a setting where the monetary/fiscal mix can change over time.² The focus of our analysis will be primarily on the case in which one regime is AM/PF, which is the benchmark parameterisation in the New Keynesian literature.³ The aim is to characterise the nature of all the possible different equilibria, then draw fresh policy implications and interpret the data through the lenses of our framework.

When agents' expectations incorporate the possibility of policy regime switches, the analysis of the uniqueness or multiplicity of rational expectations equilibria differs from the standard literature on determinacy/indeterminacy (e.g., [Lubik and Schorfheide, 2004](#)) in which the change in regime comes as a complete surprise and is perceived to last forever. It is possible that policy combinations that lead to an explosive or indeterminate equilibrium in a fixed-regime model do not do so in a Markov-switching model because agents anticipate the probability of reverting to a different policy mix in the future. We apply the perturbation method developed by [Foerster et al. \(2016, henceforth FRWZ\)](#) to a simple New Keynesian model with Markov-switching in monetary and fiscal policies. Despite the complexity of the solution algorithm under Markov-switching, we are able to provide some analytical insights into the nature of the solutions regarding both determinacy and implied inflation dynamics.

Our first result is to analytically define a *long-run fiscal principle*. [Davig and Leeper's \(2007b\)](#) define a long-run Taylor principle to indicate the conditions that a switching monetary policy needs to satisfy to yield a unique rational expectations equilibrium in the Markov-switching framework, when assuming a passive fiscal policy. We symmetrically define a long-run fiscal principle to indicate the conditions that a switching fiscal policy needs to satisfy to yield a unique rational expectations equilibrium in the Markov-switching framework, when assuming an active monetary policy. As the long-run Taylor principle, the long-run fiscal principle entails some fiscal policy flexibility that could deviate from passive fiscal policy substantially for brief periods or timidly for prolonged periods. Our approach, therefore, extends [Davig and Leeper's \(2007b\)](#) intuition to a model in which monetary and fiscal policy interact in determining inflation and economic dynamics. Using FRWZ's method, we were able to perform such an analysis in the presence of a state variable (i.e., government debt) and deliver some insightful analytical results.

Our second result is that, to yield determinacy, monetary and fiscal authorities should coordinate not only within regimes as suggested by [Leeper \(1991\)](#) but also *across regimes* by choosing the extent of activeness or passiveness. Our analysis leads to a natural generalisation of [Leeper \(1991\)](#) to a

²A growing body of literature uses models with recurring regime changes to estimate and study monetary and fiscal policy interactions. We mention several contributions without the aim of being exhaustive: [Davig and Leeper \(2007a,b\)](#); [Chung et al. \(2007\)](#); [Davig and Leeper \(2008, 2011\)](#); [Bianchi \(2013\)](#); [Bianchi and Melosi \(2014\)](#); ?); [Bianchi and Ilut \(2014\)](#); [Leeper et al. \(2015\)](#); [Leeper and Leith \(2016\)](#).

³The results, however, can easily be extended to any other regime combination.

Markov-switching context. Two cases are noteworthy. First, when one policy is substantially different across regimes, so should the other policy. A substantial deviation in both policies results in an *overall switching* policy mix. Second, when one policy is only timidly different across regimes, so should the other policy. A timid deviation into passive (or active) monetary (or fiscal) policy in one of the regimes returns a policy that is overall active (or passive) monetary (or fiscal) across the two regimes. In this case, we label the policy combination *overall active* (or *passive*). In accordance with this new taxonomy, we show that monetary and fiscal policies need to be balanced across regimes to have a unique equilibrium: either an *overall switching policy mix*, where both policies are substantially switching, or an *overall AM/PF mix*, where an overall active monetary policy combination is coupled with an overall passive fiscal policy combination, and policies are allowed some flexibility up to timid deviations.

The third main result regards the nature of the solutions. Our taxonomy delivers a direct link between the concept of balanced policies and the presence of wealth effects or Ricardian dynamics. The literature usually refers to the AM/PF regime as Ricardian and to the PM/AF regime as non-Ricardian only when agents are assumed to be unaware of regime changes. In a model with recurrent regime changes, as [Bianchi and Melosi \(2014\)](#) note, the policy mix is insufficient to establish whether a regime is Ricardian. However, in our setup, the *overall AM/PF mix* allows a limited degree of flexibility for both monetary and fiscal policy and generates a unique Ricardian solution, with no wealth effects in either of the two regimes. Thus, our analysis establishes that, in a model in which agents are aware of recurrent regime changes, an *overall AM/PF mix* is definitively Ricardian. In our framework, the fact that agents assign a positive probability of moving towards a PM/AF regime in the future is not a sufficient condition to have wealth effects. Monetary and fiscal policy can timidly deviate from the standard new Keynesian AM/PF regime, and the central bank can still keep inflation under control, because there are no wealth effects arising from timid deviations from passive fiscal policy. In contrast, non-Ricardian dynamics prevail in an *overall switching mix*, that is, where the regime changes are sufficiently large.

Finally, our overall AM/PF regime is consistent with the case of a “timidity trap”. Consider an unbacked fiscal expansion under a PM/AF regime, engineered to escape a liquidity trap. If the policy action is too timid, that is, if that PM/AF policy deviates only timidly from the previous AM/PF regime, it would not bring about the wealth effects needed to reflate the economy. To have the desired effects, there should be a clear departure from the previous regime, hence an overall switching mix. A BVAR on United States data for the recent ZLB period points towards this scenario: impulse response

functions exhibits a deficit shock that is unable to spur inflation.

The paper is structured as follows. Section 2 introduces the model and methodology. Section 3 contains the main results and presents the long-run fiscal principle, our new taxonomy and the implications for policy coordination and for the dynamics of the model. Section 4 shows how our findings differ from those in earlier work on the same topic and how they can be applied to current economic issues such as ZLB policy. Section 5 concludes.

2 Model and methodology

2.1 The model

We consider a basic New Keynesian model with monetary and fiscal policy rules, as in [Bhattarai et al. \(2014\)](#). The model is well-known; thus, a more complete description is offered in the Appendix. In non-linear form, the equations of the model are the following:

$$1 = \beta \mathbb{E}_t \left(\frac{Y_t - G}{Y_{t+1} - G} \frac{R_t}{\Pi_{t+1}} \right), \quad (1)$$

$$\phi_t \left(1 - \alpha \Pi_t^{\theta-1} \right)^{\frac{1}{1-\theta}} = \frac{\mu \theta (1 - \alpha)^{\frac{1}{1-\theta}}}{\theta - 1} Y_t + \alpha \beta \mathbb{E}_t \left[\phi_{t+1} \Pi_{t+1}^\theta \left(1 - \alpha \Pi_{t+1}^{\theta-1} \right)^{\frac{1}{1-\theta}} \right], \quad (2)$$

$$\phi_t = \frac{Y_t}{Y_t - G} + \alpha \beta \mathbb{E}_t \left[\Pi_{t+1}^{\theta-1} \phi_{t+1} \right], \quad (3)$$

$$\frac{b_t}{R_t} = \frac{b_{t-1}}{\Pi_t} + G - \tau_t, \quad (4)$$

$$\tau_t = \tau \left(\frac{b_{t-1}}{b} \right)^{\gamma_{\tau,t}} e^{u_{\tau,t}}, \quad (5)$$

$$R_t = R (\Pi_t)^{\gamma_{\pi,t}} e^{u_{m,t}}. \quad (6)$$

Equation (1) is a standard Euler equation for consumption, where Y_t is output, R_t the nominal interest rate, Π_t the gross inflation rate and G government spending, which is assumed to be exogenous and constant. Equations (2) and (3) describe the evolution of inflation in the non-linear model. ϕ_t is an auxiliary variable (equal to the present discounted value of expected future marginal revenues) that allows us to write the model recursively. Equation (4) is the government's flow budget constraint, where $b_t = B_t/P_t$ is real government debt. We follow [Leeper \(1991\)](#) in using lump-sum taxes (τ_t), which are set according to the fiscal rule (5): taxes react to the deviation of lagged real debt from its steady-state level (b) according to the parameter $\gamma_{\tau,t}$. Equation (6) describes monetary policy. It is a simple Taylor rule whereby the central bank reacts to current inflation according to the parameter

$\gamma_{\pi,t}$. A variable without the time index (i.e., τ , b and R) indicates the value at the steady state. β is the intertemporal discount factor; θ is the Dixit-Stiglitz elasticity of substitution between goods; and α is the Calvo probability that a firm is unable to optimise its price.

The key parameters of our analysis are $\gamma_{\pi,t}$ and $\gamma_{\tau,t}$, which describe the time-varying stance of monetary and fiscal policy, respectively. We assume that these parameters follow an underlying two-state Markov process and are equal to $(\gamma_{\pi,i}, \gamma_{\tau,i})$ when the economy is in regime i , for $i = 1, 2$. The transition probabilities of going from regime i to regime j are denoted by p_{ij} . Thus, p_{ii} is the probability of remaining in regime i , and $p_{ij} = 1 - p_{ii}$.

2.2 Solution method

As our model includes fiscal policy, we need to account for the dynamics of public debt, which is a state variable. We thus employ the perturbation method developed by [FRWZ](#), the logic of which is analogous to an undetermined coefficient method applied to a Markov-switching context. It allows us to solve for all the *minimal state variable (MSV) solutions* of a Markov-switching model in the presence of predetermined variables.⁴ Following [FRWZ](#), our model can be written as follows:

$$\mathbb{E}_t \mathbf{f}(\mathbf{y}_{t+1}, \mathbf{y}_t, b_t, b_{t-1}, \boldsymbol{\varepsilon}_{t+1}, \boldsymbol{\varepsilon}_t, \boldsymbol{\theta}_{t+1}, \boldsymbol{\theta}_t) = \mathbf{0}, \quad (7)$$

where b_t is the only predetermined variable, while the remaining non-predetermined variables are stacked in vector $\mathbf{y}'_t \equiv [Y_t, \Pi_t, \phi_t]$. The exogenous shocks appear in vector $\boldsymbol{\varepsilon}'_t \equiv [u_{m,t}, u_{\tau,t}]$, and $\boldsymbol{\theta}'_t \equiv [\gamma_{\pi,t}, \gamma_{\tau,t}]$ is the vector of Markov-switching parameters. The first-order Taylor expansions of the recursive solutions are

$$b_t \approx b + h_i(b_{t-1} - b) + \mathbf{h}_{i,\varepsilon} \boldsymbol{\varepsilon}_t + h_{i,\chi} \chi, \quad (8)$$

$$\mathbf{y}_t \approx \mathbf{y} + \mathbf{g}_{i,b}(b_{t-1} - b) + \mathbf{g}_{i,\varepsilon} \boldsymbol{\varepsilon}_t + \mathbf{g}_{i,\chi} \chi, \quad (9)$$

for $i = 1, 2$, where χ is the perturbation parameter. Note that the slope coefficients of the solutions are regime-dependent, while the steady state is not. The coefficients h_1 and h_2 govern the stability properties of the solution and are therefore the main focus in the analysis of determinacy. [FRWZ](#) show that h_i and $\mathbf{g}_{i,b}$ can be jointly found after solving a system of quadratic equations. As this system

⁴Hence, by using this method, we consider only MSV solutions. While some other non-MSV solutions may still exist, the class of MSV solutions is usually that employed in the estimation of DSGE models. At the time of this writing, the analysis of rational expectation solutions in a Markov-switching context is a very active research area. In addition to [FRWZ](#), see, among others, [Farmer et al. \(2009, 2011\)](#), [Blake and Zampolli \(2011\)](#), [?, Maih \(2015\)](#), [?](#).

cannot be solved using traditional approaches such as the generalised Schur decomposition, we follow [FRWZ](#) and adopt the Groebner basis algorithm to find all existing MSV solutions.

Once all the solutions belonging to the MSV class of equilibria have been found, a stability criterion needs to be imposed to select the stable ones. We use the concept of *mean square stability* (MSS) proposed by [Costa et al. \(2005\)](#) and [Farmer et al. \(2009\)](#).⁵ The MSS condition constrains the values of the autoregressive roots in the state variable policy function in the two regimes. In the Appendix, we show that the necessary and sufficient conditions for MSS are

$$(p_{11} + p_{22} - 1) h_1^2 h_2^2 < 1, \quad (10)$$

$$p_{11} h_1^2 (1 - h_2^2) + p_{22} h_2^2 (1 - h_1^2) + h_1^2 h_2^2 < 1, \quad (11)$$

for $p_{11} + p_{22} > 1$. Therefore, any given parameter configuration could lead to the following three cases: (i) determinacy, when a unique stable MSV solution exists; (ii) indeterminacy, when multiple stable MSV solutions exist; or (iii) explosiveness, when no stable MSV solutions exist. In what follows, we seek to explore the parameter space to identify the regions corresponding to these three cases.⁶

2.3 Determinacy under fixed coefficients: [Leeper \(1991\)](#)

It is useful here to recall the necessary and sufficient conditions for determinacy of the rational expectations equilibrium (REE) in a fixed-coefficient model. Assume thus for the moment that both $\gamma_{\pi,t}$ and $\gamma_{\tau,t}$ are constant over time and not subject to regime changes, as in [Leeper \(1991\)](#). The log-linearised model is a trivariate dynamic system in the two jump variables \hat{Y}_t and $\hat{\Pi}_t$ and the predetermined variable \hat{b}_t

$$\frac{1}{\bar{c}} \hat{Y}_t = \frac{1}{\bar{c}} \mathbb{E}_t \hat{Y}_{t+1} - \left(\hat{R}_t - \mathbb{E}_t \hat{\Pi}_{t+1} \right), \quad (12)$$

$$\hat{\Pi}_t = \frac{\lambda}{\bar{c}} \hat{Y}_t + \beta \mathbb{E}_t \hat{\Pi}_{t+1}, \quad (13)$$

$$\hat{R}_t = \gamma_{\pi} \hat{\Pi}_t + u_{m,t}, \quad (14)$$

$$\hat{b}_t = \frac{1}{\beta} \left(1 - \frac{\tau}{b} \gamma_{\tau} \right) \hat{b}_{t-1} - \frac{1}{\beta} \hat{\Pi}_t + \hat{R}_t - \frac{1}{\beta} \frac{\tau}{b} u_{\tau,t}, \quad (15)$$

⁵ [Davig and Leeper \(2007b\)](#) employs a different concept of stability, boundedness, which requires bounded paths and thus excludes temporarily explosive paths in one of the two regimes. See [Farmer et al. \(2009\)](#) and ? for a discussion in the context of Markov-switching DSGE models.

⁶Note that the term indeterminacy is used here in a different way from that used in the sunspot literature. Since we only consider MSV solutions, we do not consider sunspots in our model. Indeterminacy here means that there is more than one (generally a discrete number of) stable, and thus admissible, MSV solutions.

where \bar{c} is the steady-state consumption-to-GDP ratio, $\lambda \equiv (1 - \alpha)(1 - \alpha\beta)/\alpha$ determines the slope of the Phillips curve, and hatted variables indicate log-deviations from steady-state values. Using [Leeper's \(1991\)](#) well-known taxonomy, fiscal policy is said to be *passive* if the fiscal rule guarantees debt stabilisation in (15), that is, if the following holds:

$$\left| \frac{1}{\beta} \left(1 - \frac{\tau}{b} \gamma_\tau \right) \right| < 1. \quad (16)$$

In the case of passive fiscal policy, the following conditions have to hold to yield determinacy:

$$\gamma_\pi > 1 \quad \text{and} \quad \gamma_\pi > \frac{\beta - 1}{\lambda}. \quad (17)$$

The first condition is the Taylor principle, and it implies the second, which then becomes redundant. According to [Leeper's \(1991\)](#) taxonomy, monetary policy is labelled *active* if it satisfies the Taylor principle; otherwise, it is labelled *passive*. Hence, the famous result in [Leeper \(1991\)](#) follows: when fiscal policy is passive, monetary policy needs to be active (i.e., $\gamma_\pi > 1$) to yield determinacy.

Conversely, in the case of active fiscal policy (i.e., when (16) does not hold), monetary policy should be passive to guarantee determinacy: $\gamma_\pi < 1$. In this case, a change in lump-sum taxation has real effects, and the so-called fiscal theory of the price level holds.⁷ The literature often refers to the AM/PF regime by the term Ricardian, while the term non-Ricardian is used for the PM/AF regime. Only in the former case are there no wealth effects, and thus no effects on output and inflation, from a change in lump-sum taxes for a given stream of expenditures, as prescribed by Ricardian equivalence. However, this straightforward one-to-one mapping between the policy mix and the Ricardian terminology is possible only if there are no regime changes (or agents are not aware of them). In what follows, we will define the conditions for wealth effects to arise in a Markov-switching context, and hence, we will label Ricardian dynamics the cases in which changes in lump-sum taxes (and hence the debt level) have no effects on output and inflation. A Ricardian solution thus will feature no wealth effects from a change in the path of lump-sum taxes in both regimes.

In summary, in a fixed-coefficient model, as in [Leeper \(1991\)](#), the determinacy region is defined by the following conditions:

1. Active monetary/passive fiscal (AM/PF): $\gamma_\pi > 1$ and $(1 - \beta)\frac{b}{\tau} < \gamma_\tau < (1 + \beta)\frac{b}{\tau}$;
2. Passive monetary/active fiscal (PM/AF): $\gamma_\pi < 1$ and either $\gamma_\tau < (1 - \beta)\frac{b}{\tau}$ or $\gamma_\tau > (1 + \beta)\frac{b}{\tau}$.

⁷See [Bhattarai et al. \(2014\)](#) for a thorough analysis of the dynamics implied by such a parameter configuration.

The REE is indeterminate under the PM/PF configuration and explosive under the AM/AF configuration.

2.4 Determinacy under regime switching

Applying the [FRWZ](#) method, the Appendix shows that solutions to the model (1)-(6) need to satisfy the following system of equations for the Markov-switching case:

$$0 = g_{\pi,1} [1 + \lambda\gamma_{\pi,1} - p_{11}h_1(1 + \beta + \lambda) + p_{11}^2\beta h_1^2] + (1 - p_{11})(1 - p_{22})\beta h_1 h_2 g_{\pi,1} \\ + (1 - p_{11})h_1 g_{\pi,2} [p_{11}\beta h_1 + p_{22}\beta h_2 - (1 + \beta + \lambda)], \quad (18)$$

$$0 = g_{\pi,2} [1 + \lambda\gamma_{\pi,2} - p_{22}h_2(1 + \beta + \lambda) + p_{22}^2\beta h_2^2] + (1 - p_{11})(1 - p_{22})\beta h_1 h_2 g_{\pi,2} \\ + (1 - p_{22})h_2 g_{\pi,1} [p_{11}\beta h_1 + p_{22}\beta h_2 - (1 + \beta + \lambda)], \quad (19)$$

$$g_{\pi,1} = \frac{\frac{1}{\beta} \left(1 - \frac{\tau}{b}\gamma_{\tau,1}\right) - h_1}{b \left(\frac{1}{\beta} - \gamma_{\pi,1}\right)}, \quad (20)$$

$$g_{\pi,2} = \frac{\frac{1}{\beta} \left(1 - \frac{\tau}{b}\gamma_{\tau,2}\right) - h_2}{b \left(\frac{1}{\beta} - \gamma_{\pi,2}\right)}, \quad (21)$$

where $p_{11}, p_{22} \in (0, 1)$ and the 4 unknowns are h_1 , h_2 , $g_{\pi,1}$ and $g_{\pi,2}$. Debt, b_t , is the state variable of the system; h_i is the response of debt to its lag in regime i in (8), and $g_{\pi,i}$ is the response of inflation to the lagged debt in regime i (i.e., the element of $g_{i,b}$ that corresponds to inflation in (9)). Determinacy obtains when a single pair (h_1, h_2) satisfies the MSS conditions (10)-(11). As explained above, a solution is Ricardian if $g_{\pi,i} = 0$, for $i = 1, 2$, because inflation dynamics do not depend on the debt level, while they would in the FTPL case (see [Bhattarai et al., 2014](#)).

3 Results

3.1 The long-run Taylor principle and the monetary policy frontier

[Davig and Leeper's \(2007b\)](#) long-run Taylor principle indicates the conditions that a switching monetary policy needs to satisfy under the two regimes to yield a unique REE in the Markov-switching framework, when assuming a passive fiscal policy. Figure 1a displays what we label the *monetary policy frontier* (henceforth MPF) because it delimits the combinations of monetary policy rule coefficients ($\gamma_{\pi,1}$ and $\gamma_{\pi,2}$) under the two regimes that deliver determinate equilibria for given fiscal rule coefficients. The combination of monetary policies between the two regimes above the MPF in the

figure delivers a unique REE. In contrast, the others monetary policy mixes admit more than one stable solution. The MPF in Figure 1a assumes an always passive fiscal policy (i.e., $\gamma_{\tau,1} = \gamma_{\tau,2} = 0.2$), and thus, it reproduces, in our framework, the long-run Taylor principle: determinacy can obtain even if monetary policy is deviating from the Taylor principle in one of the two regimes. As highlighted by the hatched area in the figure, however, the monetary policy combination above the MPF admits only timid deviations into passive monetary policy. As in Davig and Leeper (2007b), asymmetric mean duration would expand the determinacy region in favour of the more transient regime, such that these deviations could be timid for prolonged periods or substantial for brief periods. The intuition is straightforward: in a regime-switching context, the possibility of switching to an active policy in one regime anchors expectations and allows some flexibility in monetary policy to relax the Taylor principle in the other regime. The degree of flexibility, however, is limited by the overall combination of monetary policies across the two regimes. Uniqueness is guaranteed if monetary policy is “overall” active across the two regimes, that is, if these deviations are timid such that the monetary policy mix is above the MPF. In this case we name the monetary policy mix *overall AM*.⁸ Finally, it is worth emphasising that the unique solutions inside the MPF deliver standard New-Keynesian dynamics, in the sense that they are Ricardian solutions, as defined above.

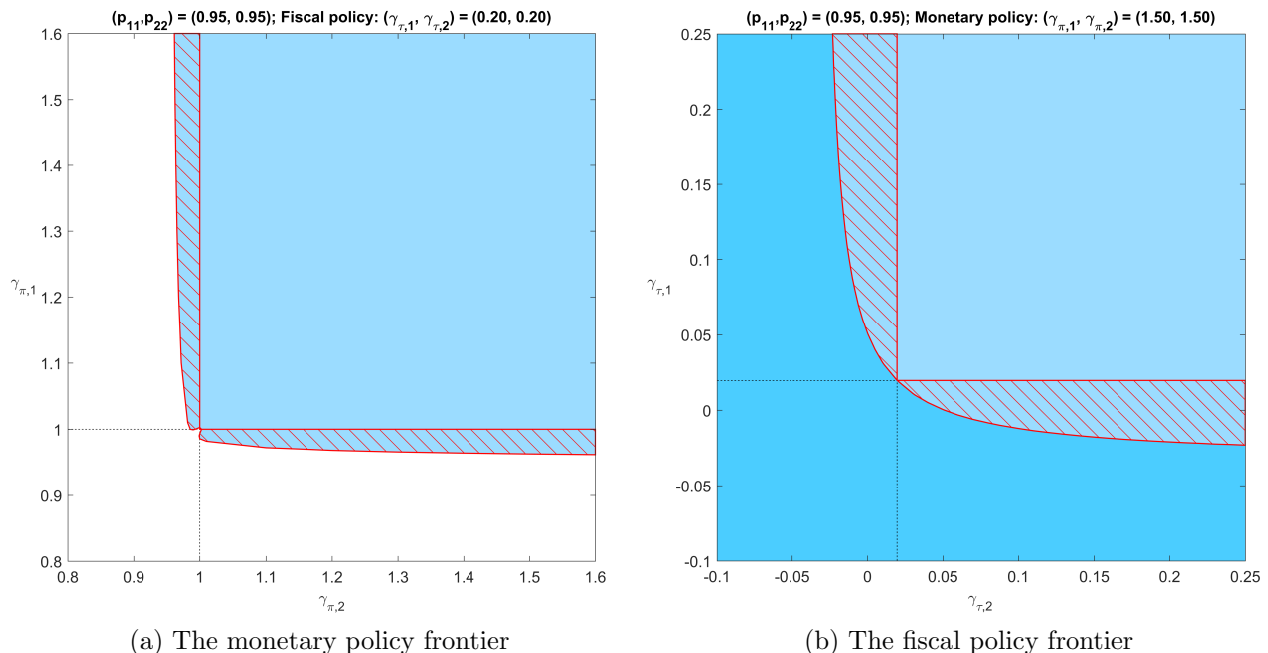


Figure 1: The monetary and fiscal policy frontiers.

Notes: Light blue: unique solution; white: indeterminacy; dark blue: explosiveness.

⁸Unfortunately, given the complexity of the system, a meaningful analytic expression for the MPF is not possible. Nonetheless, we will later provide revealing analytic insights for the case of an absorbing regime.

3.2 Allowing flexibility in fiscal policy: The long-run fiscal principle and the fiscal policy frontier

Our setup allows us to map the insights of the MPF into a specular graph for fiscal policy. That is, we can perform a similar analysis, defining the conditions that fiscal policy needs to satisfy to yield a unique REE, for a given combination of monetary policies. Assume that monetary policy is always active ($\gamma_{\pi,1} = \gamma_{\pi,2} = 1.5$). This will be the symmetric case with respect to Davig and Leeper (2007b), who implicitly consider passive fiscal policy in both regimes. Figure 1b displays what we label the *fiscal policy frontier* (henceforth FPF) because it shows the combination of fiscal policy rule coefficients ($\gamma_{\tau,1}$ and $\gamma_{\tau,2}$) under the two regimes that delivers determinate equilibria for the given monetary rule coefficients. As the figure shows, we have determinacy above the FPF. The logic and intuition is the same as for the case of monetary policy. Determinacy can obtain even if fiscal policy is deviating from a passive policy in one of the two regimes, as highlighted by the hatched area in Figure 1b. The possibility of switching to a passive policy in one regime anchors expectations and it allows some flexibility for fiscal policy to be active in the other regime. Uniqueness is guaranteed if fiscal policy is “overall” passive across the two regimes, that is, if these deviations are timid such that the fiscal policy combination is above the FPF. In this case, we name the fiscal policy mix *overall PF*.

Given the conditions (18)-(21), the following proposition analytically defines the FPF.

Proposition 1. *The Fiscal Policy Frontier.* *For any policy parameter combination, there always exists a particular solution such that in each regime $h_i = \frac{1}{\beta} (1 - \frac{\tau}{b} \gamma_{\tau,i}) \equiv \bar{h}_i(\gamma_{\tau,i})$ and $g_{\pi,i} = 0$, for $i = 1, 2$. This solution thus depends only on $\gamma_{\tau,i}$ for $i = 1, 2$. Then:*

(i) *For this solution to be MSS, it must be true that h_1 and h_2 satisfy*

$$p_{11} [\bar{h}_1(\gamma_{\tau,1})]^2 \left\{ 1 - [\bar{h}_2(\gamma_{\tau,2})]^2 \right\} + p_{22} [\bar{h}_2(\gamma_{\tau,2})]^2 \left\{ 1 - [\bar{h}_1(\gamma_{\tau,1})]^2 \right\} + [\bar{h}_1(\gamma_{\tau,1}) \bar{h}_2(\gamma_{\tau,2})]^2 < 1, \quad (22)$$

which defines the FPF in the space $(\gamma_{\tau,1}, \gamma_{\tau,2})$.

(ii) *The fiscal policy frontier is independent of the monetary policy coefficients.*

(iii) *This solution yields no wealth effects in both regimes because $g_{\pi,i} = 0$ for $i = 1, 2$, and thus, it is a Ricardian solution.*

Proposition 1 establishes some important results. First, we can characterise analytically one particular solution. For any fiscal policy mix, i.e., $\gamma_{\tau,1}$ and $\gamma_{\tau,2}$, there always exist values $\bar{h}_1(\gamma_{\tau,1})$ and

$\bar{h}_2(\gamma_{\tau,2})$ such that $g_{\pi,1} = g_{\pi,2} = 0$ in (20) and (21). Hence, these values $\bar{h}_1(\gamma_{\tau,1})$ and $\bar{h}_2(\gamma_{\tau,2})$ define a solution because they also satisfy (18) and (19). Second, this solution is MSS if it satisfies (22), which defines the FPF in Figure 1b. Third, this is the Ricardian solution: since $g_{\pi,1} = g_{\pi,2} = 0$, inflation and output do not react to a change in the debt level, and thus this solution yields no wealth effects under either regime. Finally, note that both the solution and its stability condition do not depend on the monetary policy coefficients. However, the monetary policy coefficients determine whether other possible MSS solutions exist (see Section 3.3 below).

Corollary 1. *The long-run fiscal principle.* *Assume that monetary policy is always active; then, (22) defines the long-run fiscal principle, that is, if the fiscal policy mix $(\gamma_{\tau,1}, \gamma_{\tau,2})$ satisfies (22), there is a unique Ricardian solution.*

The corollary fixes two important results that stem from our analysis. Consider the fiscal stance underlying the long-run Taylor principle in Davig and Leeper (2007b) and Figure 1a. It entails an always-passive fiscal policy: the central bank can stabilise the economy by following the Taylor principle or deviating from it, substantially for brief periods or timidly for longer periods, provided that it is backed by a government that implements the fiscal adjustments necessary to stabilise debt. Symmetrically, Figure 1b shows what we can analogously name the *long-run fiscal principle*, given by equation (22): fiscal policy can also deviate substantially from passive behaviour for brief periods or timidly for longer periods and still return determinacy, provided that monetary policy is always active.⁹

Second, Proposition 1 proves that the solution is Ricardian (i.e., $g_{\pi,i} = 0$ for $i = 1, 2$), and Figure 1b shows that it is unique because no other MSS solutions exist, given that monetary policy is always active. Figure 1 displays the regions of the determinacy space where solutions are Ricardian and establishes similarity between flexibility in monetary policy and that in fiscal policy, as long as one of the two policies is always AM or PF. This tells us that if one of the two policies is always ‘well-behaved’, the other can deviate timidly without changing the qualitative nature of the dynamics, which remain Ricardian in both regimes. In this case, the fiscal rule guarantees debt stabilisation, and monetary policy controls inflation in both regimes. Inflation is monetary determined and the standard New Keynesian (AM/PF) solution applies in both regimes.

However, our framework admits non-Ricardian solutions when *both regimes admit a stable solution with wealth effects*, i.e., such that $g_{\pi,i} \neq 0$. These solutions would imply spillovers across regimes and FTPL dynamics, as there is no fiscal backing for the government budget constraint. The price level

⁹See Section 4 for an example of determinacy after a substantial variation for a brief period.

has to move to stabilise debt: inflation is fiscally determined, and monetary policy would not be able to fully control inflation. Depending on parameter configurations, these two types of solutions could co-exist, thus leading to multiple stable solutions, as in the white region in Figure 1a. What then are the limits to flexibility to guarantee a unique determinate equilibrium? What are the conditions for wealth effects and FTPL dynamics to arise?

3.3 The extent of flexibility

Thus far, in defining the FPF, we assumed that monetary policy was always active in both regimes. However, how should fiscal policy behave to yield determinacy when monetary policy switches from active to passive in one regime? To answer this question, we need to distinguish two cases, according to whether $\gamma_{\pi,2}$ deviates from the Taylor principle to a lesser (case 1) or greater (case 2) extent.

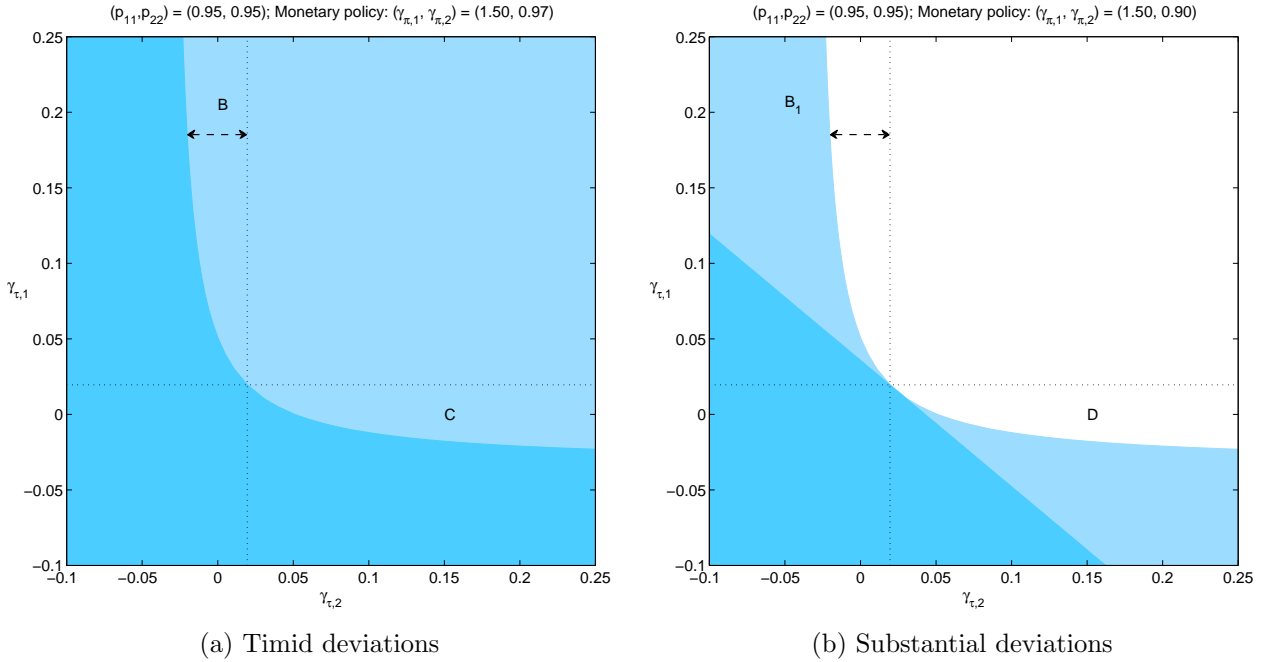


Figure 2: The fiscal policy frontier for different monetary regimes.

Notes: Light blue: unique solution; white: indeterminacy; dark blue: explosiveness.

Case 1: A timid $\gamma_{\pi,2}$ deviation. Assume that monetary policy is active under the first regime and deviates only timidly under the second regime ($\gamma_{\pi,1} = 1.5$, $\gamma_{\pi,2} = 0.97$). In terms of Figure 1a, the long-run Taylor principle is satisfied: the monetary policy mix is above the MPF and *overall active*. Then, Figure 2a shows that the FPF is the same as in Figure 1a above: again determinacy is preserved if fiscal policy deviates only timidly into the AF territory in one of the regimes. Both monetary and fiscal policy could admit some flexibility as long as the deviations from the AM and PF regime are

both timid, such that we have an *overall AM* combined with an *overall PF*, which returns what we name an *overall AM/PF mix*. Both the long-run Taylor principle and the long-run fiscal principle are satisfied. The deviations of both monetary and fiscal policy are so timid that only the Ricardian solution is allowed.

Our analysis suggests that the long-run Taylor principle holds, as long as the long-run fiscal principle does. They are intimately intertwined. Consider a policy mix that lies above the FPF with passive fiscal policy under regime 1 and a timidly active fiscal policy under regime 2. The corresponding MPF for this overall PF is very similar to that in Figure 1a.¹⁰ In other words, as the FPF is unaffected as long as the monetary policy stance is overall active, i.e., the long-run Taylor principle is satisfied, the MPF is also largely unaffected as long as the fiscal stance is overall passive, i.e., as long as the long-run fiscal principle is satisfied. It follows that the long-run Taylor principle ensures determinacy not only when fiscal policy is always passive, as Davig and Leeper (2007b) maintain, but also when it deviates timidly into active fiscal territory for some time, provided that the long-run fiscal principle is satisfied.

Case 2: A substantial $\gamma_{\pi,2}$ deviation. Now assume a *substantial* deviation of monetary policy into the passive territory (e.g., $\gamma_{\pi,2} = 0.9$, see Figure 2b). The monetary policy stance is definitely switching from active to passive, and thus, the long-run Taylor principle is not satisfied and the monetary policy mix cannot be defined *overall AM*. Instead, we label this mix as the *switching monetary policy*. If the fiscal policy mix remains *overall PF*, there would be indeterminacy. The long-run Taylor principle is not satisfied, and, in turn, both an always-passive fiscal policy mix (see Figure 1a) or a timid deviation (see Figure 2b) from passive fiscal policy return indeterminacy. Determinacy generally requires fiscal policy to deviate *substantially* from passive behaviour, too. The fiscal policy mix needs to be below the FPF to yield determinacy, that is, the long-run fiscal principle should not be satisfied. Fiscal policy should deviate from *overall PF*, definitely switching from passive to active. We name such a fiscal policy mix the *switching fiscal policy*. Note that this is merely a sufficient but not a necessary condition because switching fiscal policies could also return instability, as visible in Figure 2b.

To gain further insight into this result, note that in Figure 2b a new condition appears, represented as a straight line in the space $(\gamma_{\tau,1}, \gamma_{\tau,2})$. This line indicates the threshold for the existence of an MSS non-Ricardian solution: above the line, the policy parameters (and the probabilities of switching) are such that at least one non-Ricardian MSS solution exists, while below the line no stable solution exists.

¹⁰For the sake of brevity, we omit that figure, which is available from the authors upon request.

Moreover, we also know from Proposition 1 that a Ricardian MSS solution always exists above the FPF. In Figure 2b, the threshold line is below the FPF.¹¹ Thus, there are at least two stable solutions (one Ricardian and at least one non-Ricardian) for all the fiscal combinations above the FPF, which are therefore indeterminate. Below the line, no stable solution exists. Between the FPF and the line, we find determinacy.¹² There is a unique non-Ricardian solution: Ricardian equivalence does not hold and the dynamics would imply wealth effects in both regimes, meaning that changes in the debt level affect output and inflation. Hence, in the case of switching policies, the unique equilibrium delivers very different dynamics with respect to those defined by the *overall AM/PF mix*.

3.3.1 An analytical definition of the extent of flexibility: timid vs substantial deviations in the absorbing AM/PF case

We now refer to the case in which regime 1 is AM/PF and absorbing, and hence, $p_{11} = 1$. This simplification allows us to derive analytical results on determinacy and, in turn, to develop intuition concerning the numerical results in the general case. We refer the interested reader to the Appendix for the full derivations of the analytical results for the absorbing case. If $p_{11} = 1$, equations (18) and (20) reduce to

$$0 = \frac{\frac{1}{\beta} \left(1 - \frac{\tau}{b} \gamma_{\tau,1}\right) - h_1}{b \left(\frac{1}{\beta} - \gamma_{\pi,1}\right)} \left[1 + \lambda \gamma_{\pi,1} - h_1 (1 + \beta + \lambda) + \beta h_1^2\right] \quad (23)$$

and the conditions for MSS, i.e., (10) and (11), simplify to $|h_1| < 1$ and $|h_2| < \frac{1}{\sqrt{p_{22}}}$.

If the economy is already in the absorbing regime 1, the conditions for determinacy are clearly the same as under fixed coefficients. Hence, if fiscal policy is passive, condition (16) must hold $\left(\frac{b}{\tau}(1-\beta) < \gamma_{\tau,1} < \frac{b}{\tau}(1+\beta)\right)$,¹³ and monetary policy must be active ($\gamma_{\pi,1} > 1$). Conversely, the Markov-switching nature of the economy obviously affects the stability condition in the non-absorbing regime. With respect to the fixed-coefficient case, the stability condition (i.e., $|h_2| < \frac{1}{\sqrt{p_{22}}}$) is less binding, the lower the probability of remaining in the second state is. Figure 3a depicts the combinations of the monetary ($\gamma_{\pi,2}$) and the fiscal ($\gamma_{\tau,2}$) coefficients for the second regime (setting $p_{22} = 0.95$) that return

¹¹To be clear, the line lies below the FPF and is not tangent to the FPF, as it might appear from the figure.

¹²The Appendix contains the full analytical characterisation of and an analytical expression for the threshold condition that defines the line in the absorbing case. Such an expression is not available in any meaningful sense for the general case. In general, the slope and position of the line depend on the monetary policy coefficients $\gamma_{\pi,i}$ and the switching probabilities p_{ii} . For the parameter combinations in Figure 2b, the line lies below the FPF. For larger switches into PM (i.e., lower $\gamma_{\pi,2}$) or different regime persistences, the line could also intersect the FPF. However, our general message remains valid because there will always be a policy combination that yields a unique determinate solution. This again simply reflects the fact that the monetary frontier generally depends on the fiscal policy mix in the two regimes.

¹³Our calibration yields $0.019 < \gamma_{\tau,1} < 3.892$. The calibration is described in Table 1 in the Appendix. We do not discuss it in the main text because it is very standard, and our model is too stylised to make the case for a quantitative analysis. However, the logic of our analyses and results does not depend on the particular calibration chosen.

determinacy of the Markov-switching equilibrium given an absorbing AM/PF regime 1 ($\gamma_{\pi,1} = 1.5$, $\gamma_{\tau,1} = 0.2$). Notably, there are two regions in the $(\gamma_{\pi,2}, \gamma_{\tau,2})$ space that return determinacy: an upper-right zone and a lower-left zone.

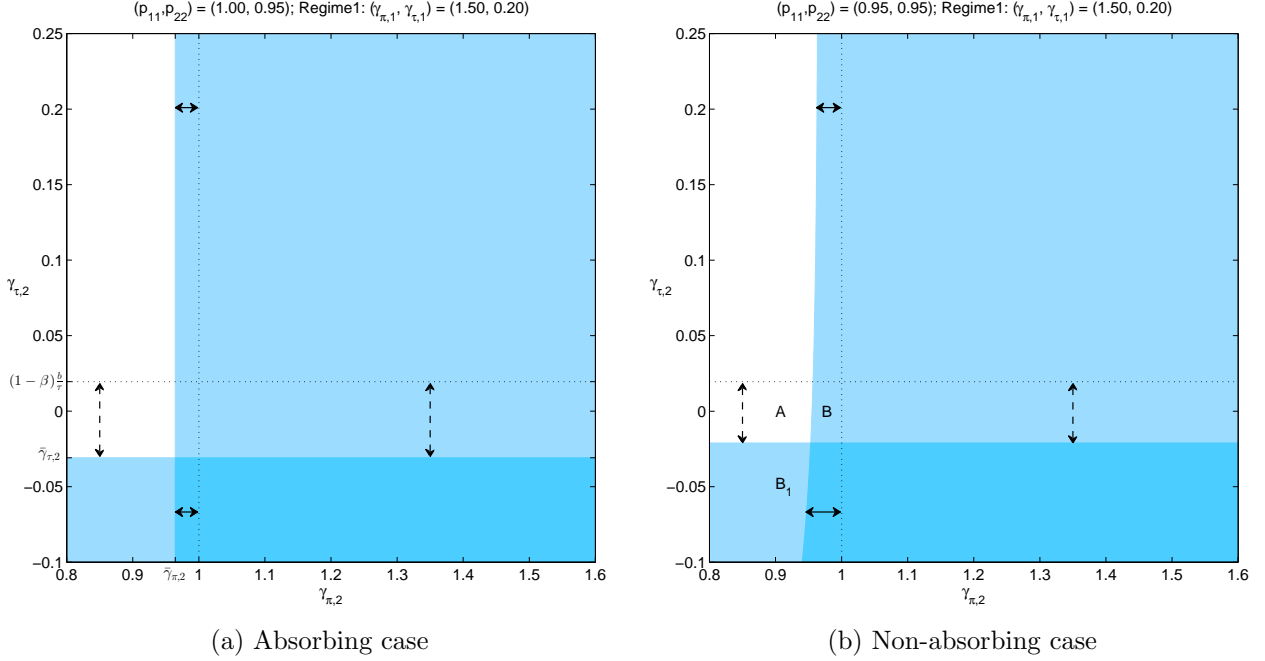


Figure 3: Determinacy regions when regime 1 is AM/PF.

Notes: Light blue: unique solution; white: indeterminacy; dark blue: explosiveness. The solid lines with arrows indicate a timid deviation from active monetary policy; the dashed lines with arrows indicate a timid deviation from passive fiscal policy.

First, let us analyse the upper-right zone. In this case, there is MSS if the following conditions concerning regime 2 hold:

$$\gamma_{\tau,2} \in \left(\bar{\gamma}_{\tau,2}, \frac{b}{\tau} \left(1 + \frac{\beta}{\sqrt{p_{22}}} \right) \right), \quad (24)$$

$$\gamma_{\pi,2} > \bar{\gamma}_{\pi,2}, \quad (25)$$

where $\bar{\gamma}_{\tau,2} \equiv \frac{b}{\tau} \left(1 - \frac{\beta}{\sqrt{p_{22}}} \right)$, and $\bar{\gamma}_{\pi,2} \equiv \sqrt{p_{22}} - \frac{(1-\beta\sqrt{p_{22}})(1-\sqrt{p_{22}})}{\lambda}$. Determinacy clearly emerges when the second regime is AM/PF, too. However, the threshold values $\bar{\gamma}_{\tau,2}$ and $\bar{\gamma}_{\pi,2}$ imply that both intervals for $\gamma_{\tau,2}$ and $\gamma_{\pi,2}$ widen, relative to the fixed-coefficients result: there is determinacy even if the second regime deviates from [Leeper's \(1991\)](#) definition of the AM/PF mix. Careful consideration of the above conditions reveals that $\bar{\gamma}_{\tau,2}$ is negative, if $\sqrt{p_{22}} < \beta$, while $\bar{\gamma}_{\pi,2}$ is lower than one because $\sqrt{p_{22}} < 1$. In other words, to have determinacy, fiscal and monetary policy in the second regime are not constrained to always be passive and active, respectively. Rather, they can be “timidly” active

and passive, respectively. This effect is more pronounced the lower p_{22} is. The timid changes for fiscal and for monetary policy are given by the following intervals (visualised by the dotted and solid arrows in Figure 3a):

$$\bar{\gamma}_{\tau,2} < \gamma_{\tau,2} < \frac{b}{\tau} (1 - \beta), \quad (26)$$

$$\bar{\gamma}_{\pi,2} < \gamma_{\pi,2} < 1. \quad (27)$$

Consider now what happens in the lower-left zone. There is global MSS if the following holds:

$$\gamma_{\tau,2} < \bar{\gamma}_{\tau,2} \text{ and } \gamma_{\tau,2} > \frac{b}{\tau} \left(1 + \frac{\beta}{\sqrt{p_{22}}} \right), \quad (28)$$

$$\gamma_{\pi,2} < \bar{\gamma}_{\pi,2}. \quad (29)$$

In this case, to have determinacy, fiscal and monetary policies in the second regime are constrained to always be “more than” active and “more than” passive, respectively, relative to [Leeper’s \(1991\)](#) conditions. Hence, *both* monetary policy *and* fiscal policy in regime 2 must deviate “substantially” from the other AM/PF regime.

The absorbing case usefully provides easy intuition about the results in the previous sections of the paper, regarding flexibility, its limit and the link between the determinacy analysis and the nature of the solutions. First, the MSS condition $|h_2| < \frac{1}{\sqrt{p_{22}}}$ determines the extent of flexibility in policies, that is, the admissible “timid” and “substantial” deviations that permit the relaxation of [Leeper’s \(1991\)](#) original conditions. In this respect, the persistence of the regime (i.e. p_{22}) plays a key role, as evident from the definitions of $\bar{\gamma}_{\tau,2}$ and $\bar{\gamma}_{\pi,2}$.

Second, as the absorbing regime is AM/PF, given (23), we know from [Leeper \(1991\)](#) that the only stable solution for this regime implies $g_{\pi,1} = 0$.¹⁴ As for the fixed-coefficient New Keynesian model, this solution for the AM/PF regime has no wealth effects. Then, given (19) and (21) it is easy to show that the upper-right zone in Figure 3a admits only one stable Ricardian solution for the second regime (i.e. $g_{\pi,2} = 0$), while the lower-left zone admits only one stable non-Ricardian/FTPL solution for the second regime (i.e., $g_{\pi,2} \neq 0$). It follows that in the upper-right zone the only stable solution (h_1, h_2) for the whole Markov-switching model implies Ricardian dynamics in both regimes, while in the lower-left zone it implies FTPL dynamics in the second regime.

Figure 3b shows that the general case in which both regimes are non-absorbing ($p_{11}, p_{22} < 1$)

¹⁴As the value of $\gamma_{\pi,1}$ is greater than 1, no value of $h_1 < 1$ exists, such that the square bracket in (23) is equal to zero.

exhibits the same qualitative results.¹⁵ In particular, it remains true that the unique stable solution in the upper-right zone is the Ricardian solution, and hence, the dynamics will show no wealth effects in either regime. In contrast, the unique stable solution in the lower-left zone is the non-Ricardian one, and hence, the dynamics of the system will have wealth effects in both regimes.

3.4 The need for coordination within and *across* regimes: a new taxonomy

The general message from this analysis is that when monetary policy varies timidly, determinacy of the global equilibrium requires that fiscal policy also varies timidly. By contrast, when monetary policy varies substantially, determinacy generally requires fiscal policy to also vary substantially. In a Markov-switching context, monetary and fiscal policies need to coordinate not only within regimes, as suggested by [Leeper \(1991\)](#), but even across regimes. We find that policies need to be overall balanced to guarantee the existence of a unique stable equilibrium. The analysis thus naturally provides a new taxonomy to define both the number and the types of equilibria that could arise when monetary and fiscal policies interact in a Markov-switching context. Two different scenarios are of particular interest. First, overall active monetary policies require overall passive fiscal policies to yield determinacy. This *overall AM/PF mix* allows a limited degree of flexibility for both monetary and fiscal policy and generates a unique Ricardian solution, with no wealth effects in either of the two regimes. Second, switching monetary policies must be paired with switching fiscal policies to yield determinacy. This *overall switching mix* generates a unique non-Ricardian solution, which implies wealth effects and FTPL dynamics in both regimes.

3.4.1 The importance of coordination *across* regimes

[Leeper \(1991\)](#) is the seminal paper on the importance of coordination between monetary and fiscal policies. However, his taxonomy is defined for a fixed-coefficient model and does not provide any guidance in a Markov-switching context. In such a framework, coordination is not merely a question of being active or passive, but the extent to which policies are active or passive across regimes is essential. Moreover, the expectation of a stable regime in the future is not *per se* sufficient to achieve determinacy, or nothing ensures that switching between two regimes, which are determinate in a fixed-coefficients context, yields determinacy. Similar to the [Leeper's \(1991\)](#) approach in the case of fixed coefficients, our proposed taxonomy provides conditions for determinacy, but we also provide

¹⁵ As Appendix A5 shows, in the general non-absorbing case with our calibration, the threshold values for the fiscal policy coefficient are $-0.02 < \gamma_{\tau,2} < 3.93$.

conditions for the presence (or absence) of wealth effects in both regimes.

To make this point clear, consider again Figure 3b. Point B in the upper-right zone and point A on its left return determinacy and indeterminacy, respectively. This is true even if both points exhibit the same fiscal policy in both regimes (and the same monetary policy in regime 1) and correspond to an economy that switches between an AM/PF and a PM/AF mix: two regimes that, taken in isolation, are determinate.¹⁶ The same result obtains if one compares point B_1 in the lower-left zone and point A , characterised by the same monetary policy in both regimes (and the same fiscal policy in regime 1). To explain these apparently puzzling findings, we exploit our taxonomy and the MPF and FPF concepts. Points A and B entail the same timid deviation in regime 2 from the passive fiscal policy under regime 1, and thus, they are both characterised by an *overall PF*. To have determinacy of the global equilibrium, monetary policy should also vary timidly in regime 2, to have an *overall AM*. This does not happen at point A , as monetary policy is insufficiently active, while it does at point B (which indeed lies in the determinate area in Figure 2a). Point B is above both the MPF and the FPF, that is, it satisfies both the long-run Taylor principle and the long-run fiscal principle. Point A satisfies only the latter. Compare now points A and B_1 . As these two points share the same substantial deviation in regime 2 from the active monetary policy under regime 1, they do not satisfy the long-run Taylor principle, yielding a *switching monetary policy*. To have determinacy of the Markov-switching system, fiscal policy is also required to switch, i.e., to vary substantially. This is not the case for point A , which lies above the FPF, as fiscal policy is only timidly active, and thus, fiscal policy is *overall PF*. In contrast, this is the case for point B_1 , which is below the FPF (and thus lies in the determinate area in Figure 2b).

Furthermore, determinacy could arise from very different policy mixes. Switching from a double active regime (AM/AF, explosive in fixed coefficients) to a double passive one (PM/PF, indeterminate in fixed coefficients) can return determinacy. Consider, for example, point C in Figure 2a and point D in Figure 2b. They share the same fiscal policy coefficients, satisfying the long-run fiscal principle above the FPF: a passive fiscal policy under regime 2 and a timid deviation from it under regime 1 (i.e., an *overall PF*). In both cases, monetary policy is active in the first regime and passive in the second. In [Leeper's \(1991\)](#) taxonomy, this would be a shift from a double active to a double passive regime that returns determinacy in Figure 2a but not in Figure 2b. According to our interpretation, this is because at point C the overall monetary and fiscal policy mix is balanced (i.e, there is also a

¹⁶The coordinates of the points in Figure 3b are A: $(\gamma_{\pi,2} = 0.9; \gamma_{\tau,2} = 0)$; B: $(\gamma_{\pi,2} = 0.97; \gamma_{\tau,2} = 0)$; B_1 : $(\gamma_{\pi,2} = 0.9; \gamma_{\tau,2} = -0.05)$.

timid change in monetary policy that satisfies the long-run Taylor principle, and thus, we are in the case of *overall AM/PF*), while at point D it is not (there is a substantial change in monetary policy, which is *switching*).

A second important aspect of the importance of coordination across regimes regards the validity of the long-run Taylor principle disclosed by [Davig and Leeper \(2007b\)](#). Bringing fiscal policy into the picture shows that the long-run Taylor principle is conditional on fiscal policy behaviour: it holds only if the fiscal policy mix is *overall PF*. The long-run Taylor principle fails when fiscal policy is not overall passive, as, for example, at a point in the dark blue region of Figure 2a.

3.5 The expectation effects of regime shifts

This section considers, in greater detail, the dynamics implied by the different solutions to illustrate the link with our proposed taxonomy, the determinacy analysis and the role of “expectation effects”. Cross-regime spillovers characterise the dynamics in a Markov-switching framework, as the economy’s equilibrium properties are contaminated by both the characteristics of the other regimes and the probability of shifting between the alternative regimes. [Davig and Leeper \(2008\)](#) define “expectation effects” as the difference between the equilibrium outcomes of a model with fixed coefficients and those of a model that accounts for expected changes in regimes.

Recall that we identified two sets of determinate parametrizations: an *overall AM/PF* mix that yields Ricardian dynamics in both regimes and an *overall switching* mix that implies wealth effects in both regimes. Points B and B_1 in Figure 3b are examples of these two types of solutions. Both are characterised by a shift from the same AM/PF regime to a PM/AF regime with transition probabilities $p_{11} = p_{22} = 0.95$, and they both return determinacy. While point B entails a timid deviation of both monetary and fiscal policy from the AM/PF regime, for point B_1 the deviation is substantial. As a consequence, point B is an overall AM/PF mix (see Figure 2a), and point B_1 is an overall switching mix (see Figure 2b). Figure 4 shows the impulse responses to a positive fiscal shock (i.e., an unexpected reduction in lump-sum taxes) for the policy combinations implied by points B and B_1 (panels a and b, respectively).¹⁷ The impulse response functions are conditional on remaining in the particular policy regime in place, and thus, each panel displays two columns of graphs corresponding to each of the two regimes. Moreover, to highlight the expectation effects, each panel in Figure 4 displays two lines: the dashed lines are the responses of the variables under a fixed-coefficients model, while the solid lines

¹⁷ Recall that the policy combinations are for point B and regime 1 ($\gamma_{\pi,1} = 1.5; \gamma_{\tau,1} = 0.2$) and for regime 2 ($\gamma_{\pi,2} = 0.97; \gamma_{\tau,2} = 0$); for point B_1 , regime 1, we have ($\gamma_{\pi,1} = 1.5; \gamma_{\tau,1} = 0.2$) and for regime 2, we have ($\gamma_{\pi,2} = 0.9; \gamma_{\tau,2} = -0.05$).

are the responses under a Markov-switching model. The difference between the solid and the dashed lines in each graph represents the expectation effects.

For the *overall AM/PF mix* (i.e., point B) we have the following:

1. The solid lines across the two regimes in Figure 4a are coincident except for the path of debt. The possibility of moving towards a regime with Ricardian dynamics makes the impulse responses also behave as Ricardian in the PM/AF regime (i.e., inflation does not increase).
2. Now consider the differences between the solid and dashed lines. The expectation effects are asymmetric in the two regimes. In the AM/PF regime, the expectations effects are absent, as there is no difference between these two lines.

Regarding the *overall switching mix* (i.e., point B_1) we have the following:

1. The solid lines no longer coincide. In contrast to the previous case, the possibility of switching to a PM/AF regime makes the impulse responses non-Ricardian also in the AM/PF regime: wealth effects are at work in both regimes, and inflation now increases under both regimes.
2. The expectation effects are again asymmetric, and there are now wealth effects under the AM/PF regime.

Why do impulse responses for these two points, which entail a switch from an AM/PF to a PM/AF regime, return such strikingly different results?¹⁸ Our analysis above explains the underlying mechanisms that drive these findings. We labelled an overall AM/PF mix one in which only timid deviations from AM/PF are allowed. In this case, there is only one type of admissible stable solutions: those above the FPF in Figure 2a. However, as implied by Proposition 1, we know that these solutions yield Ricardian dynamics. There are no wealth effects under the AM/PF regime, and there are strong inflation-anchoring expectation effects under the PM/AF regime. The possibility of switching to the AM/PF regime, once in a PM/AF regime, is here sufficient to stabilise inflation under both regimes. The cross-regime spillover of the AM/PF regime dominates and its dynamics pass through to the PM/AF regime. As a result, the two regimes behave identically, except for the path of debt, because conditional on the PM/AF regime, taxes do not increase to stabilise the debt. Conversely, for an overall switching mix, Figure 2b shows that determinacy requires both policies to substantially switch across regimes, and the unique stable solutions in this case exhibit non-Ricardian dynamics under

¹⁸ Both the results of asymmetric expectation effects and the coincidence of the solid lines under point B but not under point B_1 hold even when considering a monetary policy shock. These results are available from the authors upon request.

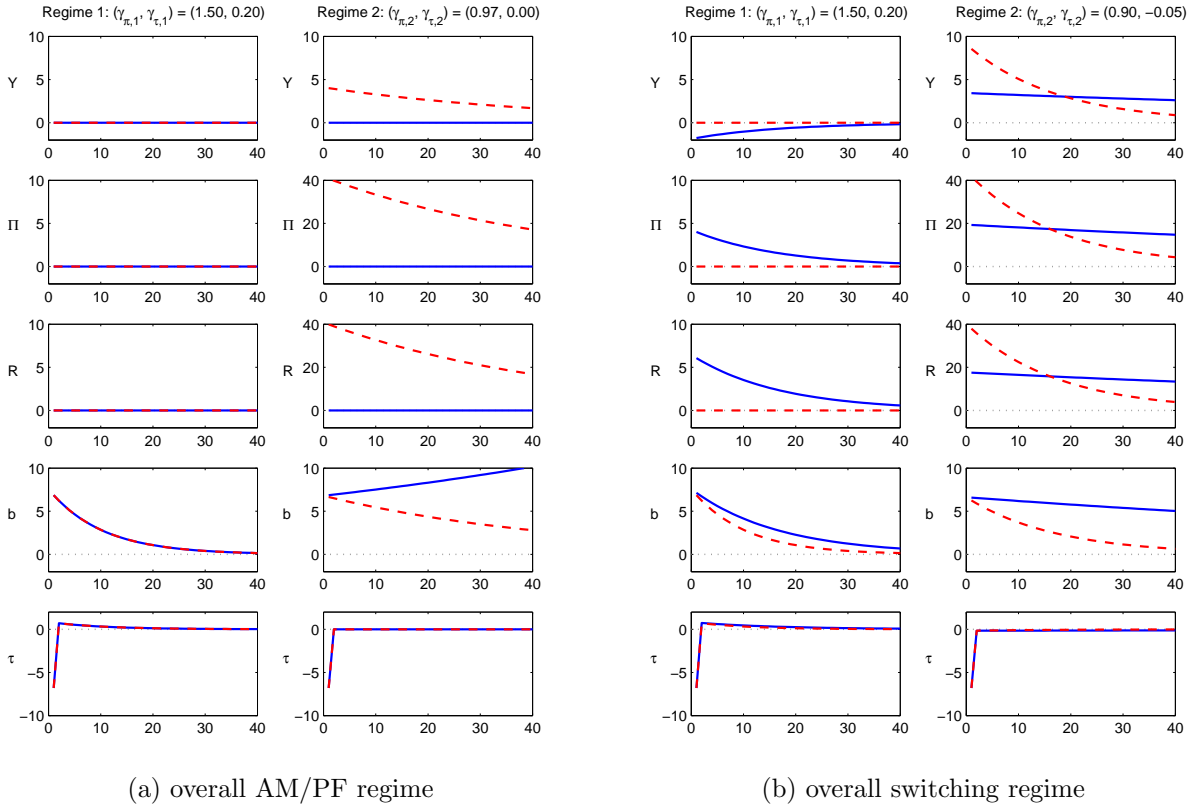


Figure 4: Impulse response function to a positive fiscal shock.

Notes: Regimes are recurrent, with $p_{11} = p_{22} = 0.95$. Blue solid lines: Markov-switching model; red dashed lines: fixed coefficients model.

both regimes. The possibility of switching to the AM/PF regime is in this case not sufficient to stabilise inflation under both regimes. The cross-regime spillover of the PM/AF regime dominates, and its dynamics pass through to the AM/PF regime. Thus, there are wealth effects in both regimes: inflation increases under both regimes, and fiscal policy thus undermines the ability of monetary policy to control inflation. Inflation increases less under the AM/PF regime due to the reaction of monetary policy. In this case, the expansionary fiscal policy steps on a rake, as monetary policy causes a through its attempt to control inflation.

Finally, do wealth effects disappear if agents are confident in a once-and-for-all switch to an AM/PF regime? We find that under an overall AM/PF mix, the impulse responses are identical to those in Figure 4a even if the AM/PF regime is absorbing, i.e. $p_{11} = 1$. Conversely, in the overall switching mix case with an absorbing AM/PF regime, the impulse responses in the PM/AF regime do not differ from those in the non-absorbing case. Our new taxonomy explains that the expectation of an absorbing AM/PF regime for the future is neither a necessary nor a sufficient condition to avoid wealth effects in the PM/AF regime. It is not necessary because we do not find wealth effects in the overall AM/PF

case even when $p_{11} = p_{22} = 0.95$ (see Figure 4a). It is not sufficient because we find wealth effects in the PM/AF regime in the overall switching case even when the AM/PF regime is absorbing.

4 Some theoretical and policy implications

Our framework and methodology has several implications, and it can rationalise some apparently contradictory results in the literature.

First, our new taxonomy provides an answer to the problem of establishing whether a regime is Ricardian in a model in which agents are aware of recurrent regime changes. In a Markov-switching context, as [Bianchi and Melosi \(2014\)](#) note, the policy mix according to [Leeper's \(1991\)](#) taxonomy is insufficient to establish whether a regime is Ricardian. However, we find that neither expectation effects nor wealth effects are present under an AM/PF regime when agents expect a regime shift and the policy mix is *overall AM/PF*. Even more so, an *overall AM/PF* mix is definitively Ricardian in both regimes AM/PF and PM/AF.

Second, the overall AM/PF mix is consistent with the case advanced by [Krugman \(2014\)](#) of a “timidity trap”. Take an unbacked fiscal expansion engineered to escape a liquidity trap. If that PM/AF policy deviates only timidly from the previous AM/PF regime, that is, if the policy action is too timid, it would not bring about the wealth effects needed to reflate the economy. To have the desired effects, there should be a clear departure from the previous regime, hence an overall switching mix. Section 4.1 shows that this insight is particularly relevant for the recent zero lower bound episode.

Third, our results are consistent with [Liu et al. \(2009\)](#) who analyse regime shifts in monetary policy in a context of an always-passive fiscal policy and find that the expectation effects are asymmetric.¹⁹ The shift from a dovish (or less hawkish) monetary regime to a hawkish one reduces inflation volatility to a greater extent than an inverse shift raises it: *inflation-anchoring expectations* prevail.

Our methodology does not replicate the findings in [Chung et al. \(2007\)](#) that fiscal theory is always at work when agents assign a positive probability of moving towards active fiscal policy (e.g., point *B*). This is because our method and stability concept are different. MSS stability accepts as equilibrium all paths with stationary first and second moments, taking into account the possibility of regime changes. We believe that this is a highly relevant concept because it is coherent with the standard transversality condition that requires equilibrium paths to be bounded in expectation. However, it follows that MSS does not impose stationarity of all regimes taken in isolation, and hence, it does not exclude temporary

¹⁹This result holds even if the two regimes have the same transition probabilities.

explosive dynamics. Nonetheless, agents' expectations are still finite at every horizon, as agents take into account the possibility of regime changes in forming their forecasts. As such, MSS could rationalise episodes such as hyperinflation or bubble boom-and-bust dynamics. In our case, MSS admits as equilibrium a temporary explosive path for the level of debt as in Figure 4a. Conditional on staying in regime 2 the debt level would explode, but the probability of staying in a given regime for long periods tends quickly to zero. A stationary solution would exist if temporary explosive dynamics were not too persistent. [Chung et al. \(2007\)](#) employ bounded stability, an alternative stability concept that instead excludes temporarily explosive paths.²⁰ Following [?](#), to highlight how our results change when such equilibrium paths are not considered, we use a more tractable but related concept: "both regime stable" (BRS), where the only admissible equilibria imply $h_i < 1$ for $i = 1, 2$.²¹ h_i would generally depend on all the policy coefficients and the probabilities of switching. However, the Ricardian solution in Proposition 1 is defined by $\bar{h}_i(\gamma_{\tau,i})$ and thus depends only on fiscal policy coefficients, not on both the probabilities of switching and the monetary policy coefficients. Hence, the BRS condition $h_i < 1$ simply coincides with the standard passive fiscal policy condition in each single regime i , rather than with the MSS condition (22). It follows that BRS excludes any flexibility in fiscal policy and the FPF will be defined by [Leeper's \(1991\)](#) passive fiscal policy conditions, as usual. Point B would not be within the FPF because it implies paths with explosive debt levels, despite that being an extremely unlikely event.²²

Furthermore, our paper is consistent with the results in [Bianchi and Melosi \(2014\)](#) who find that after a deficit shock under an AM/PF regime or under a short-lasting deviation towards a PM/AF regime, there are no effects on inflation (or output). Inflation and output, however, increase under a long-lasting deviation towards the same PM/AF. As both the short- and the long-lasting deviations are towards the same PM/AF, the authors identify regime persistence as the key determinant to establish whether a regime is Ricardian.²³ Our taxonomy is consistent with this finding because, although we have not focused on the role of transition probabilities thus far, our definitions of timid deviation and overall mix depend on them (see Section 3.3.1). Consider a numerical example in the case of the overall switching mix described by point B_1 , reported as a black dot in Figure 5. Under this policy combination, if the second regime is long-lasting, say $p_{22} = 0.95$, a timid deviation is defined

²⁰See their analytical example.

²¹See the discussion on p. 217 in [?](#). Note that BRS is a necessary, but not sufficient condition for bounded stability.

²²See the Appendix for a representation of how the monetary and fiscal frontiers change when the BRS stability concept is employed.

²³See also [Bianchi and Ilut \(2014\)](#) on this point. They do not find any effect of a tax shock on inflation when the AM/PF regime is perceived to be fully credible (if agents expect to remain there forever) or if, being in a PM/AF regime, agents are confident in a return to the AM/PF regime.

by $\gamma_{\tau,2} \in [-0.021; 0.02]$ and $\gamma_{\pi,2} \in [0.955; 1]$. Instead, if regime 2 is less persistent, say $p_{22} = 0.8$, a timid deviation is defined by $\gamma_{\tau,2} \in [-0.16; 0.02]$ and $\gamma_{\pi,2} \in [0.67; 1]$.²⁴ Therefore, with a long-lasting deviation, B_1 would correspond to an overall switching mix (see Figure 5a), while with a less permanent deviation we would have an overall AM/PF regime (see Figure 5b). In the first case, the impulse responses to a fiscal shock would display a hike in inflation (see Figure 6a) because the unique stable solution is the non-Ricardian one. In the second, there would not be inflationary effects (see Figure 6b) because the unique stable solution is the Ricardian one.

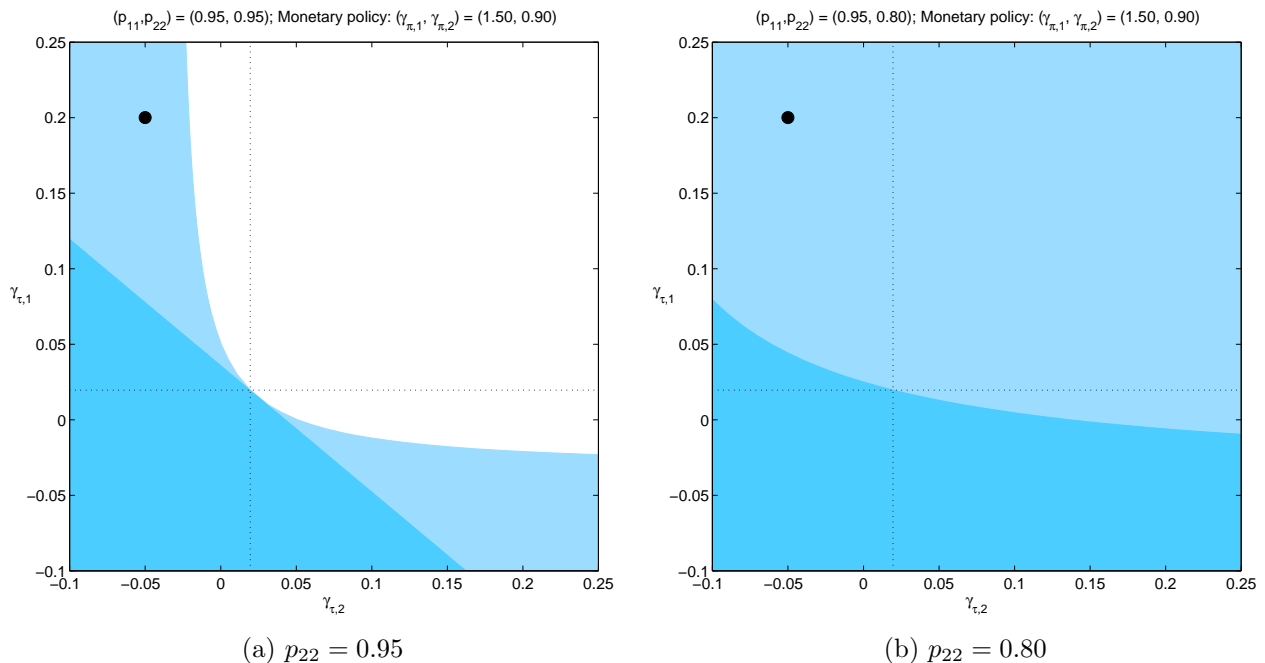


Figure 5: The monetary policy frontier for different levels of persistence of regime 2.
Notes: Light blue: unique solution; white: indeterminacy; dark blue: explosiveness.

This analysis could have notable consequences for monetary policy: for both the timing of any exit strategy and forward guidance. During the recent crisis, the accumulated credibility of the Federal Reserve permitted well-anchored inflation expectations, despite that the U.S. was potentially in a PM/AF regime. If we are prepared to believe that during the crisis monetary policy deviated substantially from an AM regime, then the only way to avoid a future spike in inflation is to make this deviation short-lasting. A long-lasting deviation, conversely, could either de-anchor inflation expectations and make inflation unavoidable or generate multiple solutions, depending on the behaviour of fiscal policy. Indeed, if fiscal policy remains only timidly active, it may be difficult for policy makers to predict an inflationary surge, as both the Ricardian and the non-Ricardian solutions are admissible.

²⁴ These intervals can be obtained following the procedure in Section 3.3.1 and Appendix A5.

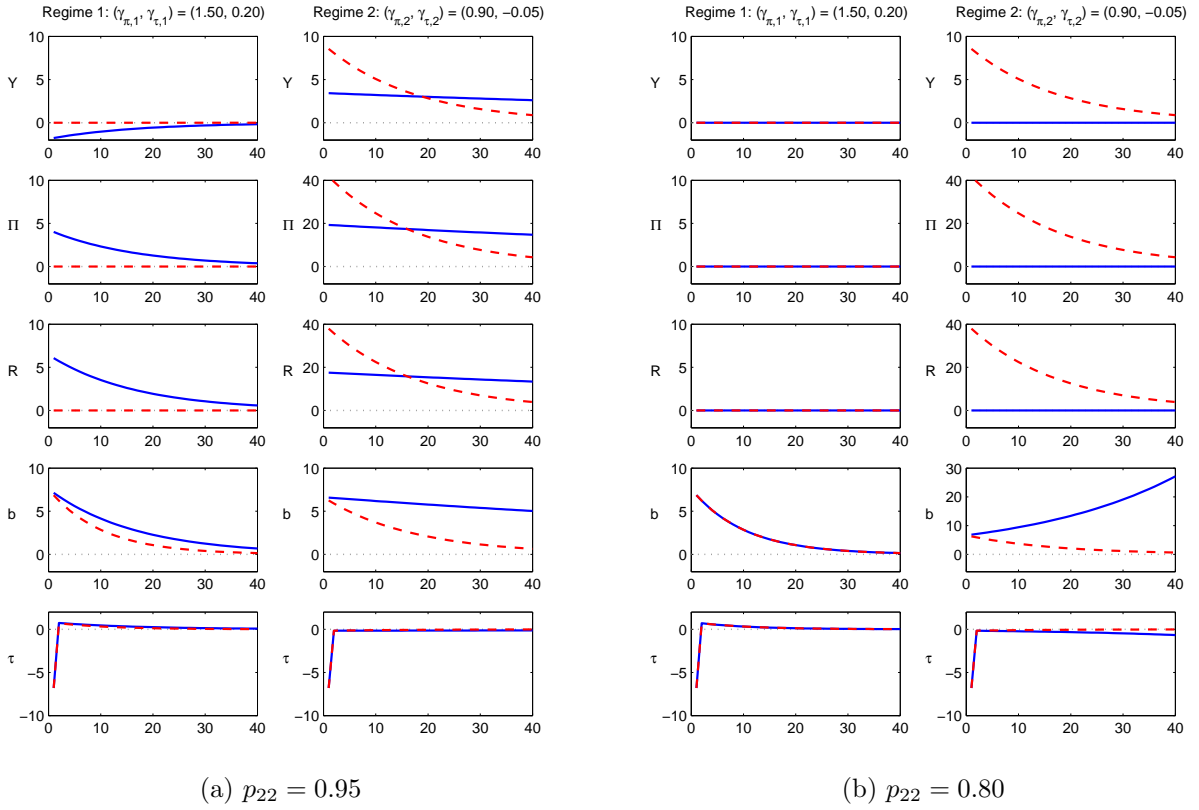


Figure 6: Impulse response function to a positive fiscal shock for different levels of persistence of regime 2.

Notes: Blue solid lines: Markov-switching model; red dashed lines: fixed coefficients model.

An inflationary surge would be possible in the latter case. If we believe this scenario to be the relevant one, then it might be that the observed subdued path of inflation is due to agents coordinating on a Ricardian solution. However, these dynamics could abruptly revert into an inflation upswing if expectations about the behaviour of fiscal policy were to suddenly switch.

4.1 An application to the ZLB

During the Great Recession, the Federal Reserve, the European Central Bank, the Bank of England and the Bank of Japan all brought their policy rates towards the ZLB with the aim of stimulating economic activity. This is a very special case of passive monetary policy, which can be described in our model by assuming $\gamma_\pi = 0$, i.e., the central bank avoids moving interest rates as inflation changes. In this section we want to conduct two exercises relative to the ZLB regime. First, imagine being in a crisis regime with interest rates stuck at the ZLB and agents expecting a return to business-as-usual regime—the traditional AM/PF regime. Then, how should fiscal policy be fixed in the current regime to guarantee the existence of a unique equilibrium? Which type of solution would that be? How

long should the ZLB regime be in place? Figure A11 depicts determinacy results for different fiscal coefficients ($\gamma_{\tau,2}$) and durations (p_{22}) of crisis regime 2, when $\gamma_{\pi,2} = 0$ and an AM/PF regime 1 is expected with probability $p_{11} = 0.95$.

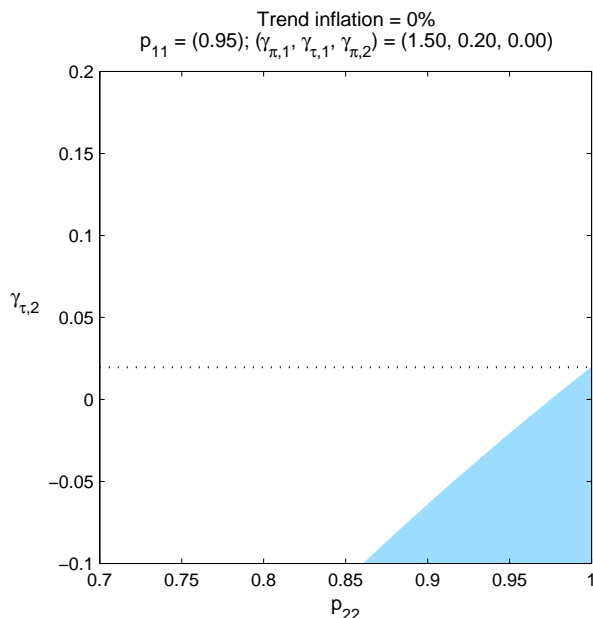


Figure 7: Determinacy and ZLB.

Notes: Light blue: unique solution; white: indeterminacy.

The first clear-cut result is that if the ZLB regime 2 is short-lasting ($p_{22} \ll 1$), then there is indeterminacy, whichever fiscal policy is adopted. Second, determinacy is unattainable when fiscal policy is passive, as $\gamma_{\tau,2}$ should be below the dotted line that represents the cutoff value for passive fiscal policy. Third, the upper bound of the determinacy area is an upward-sloping line: the more short-lived the ZLB is, the more active fiscal policy must be. To have determinacy, agents must expect the ZLB to last for a long period of time and to be accompanied by an active fiscal policy. In the event that there were such a unique stable solution, it would be the result of an overall switching policy mix (a switching monetary policy combined with a switching fiscal policy), and hence, expectation effects would be operative. As in Figure 4b, the FTPL would apply, and an unbacked fiscal expansion would spur output, increase inflation and lower real debt: all desirable outcomes in a period of economic stagnation, below-target inflation and high indebtedness.

Two important points stem from these results. The first is the inadequacy of the conventional New Keynesian model, which does not consider active fiscal policies. The other is the importance of “forward guidance”, both on the monetary and on the fiscal side. Even if agents expect to return in the future to the AM/PF regime, the question of how long the present policy is expected to last is

key. To obtain determinacy, agents must be convinced of a long-lasting deviation from the AM/PF regime both through the promise, on the monetary side, of a long period of zero interest rates and, on the fiscal side, of a long period of no tax increases or spending cuts.

Conversely, in the presence of a passive fiscal policy, now and in the future, or of a short-lasting deviation from it, there would be multiple equilibria under a ZLB (the white area in the figure). These consist of two stable solutions: one characterised by Ricardian dynamics and the other by non-Ricardian dynamics. In this case, inflation would become indeterminate. This could be the outcome for those countries, currently at their ZLB, where austerity imposes constraints on fiscal policy (the eurozone) or where fiscal policy is mainly passive (Japan).

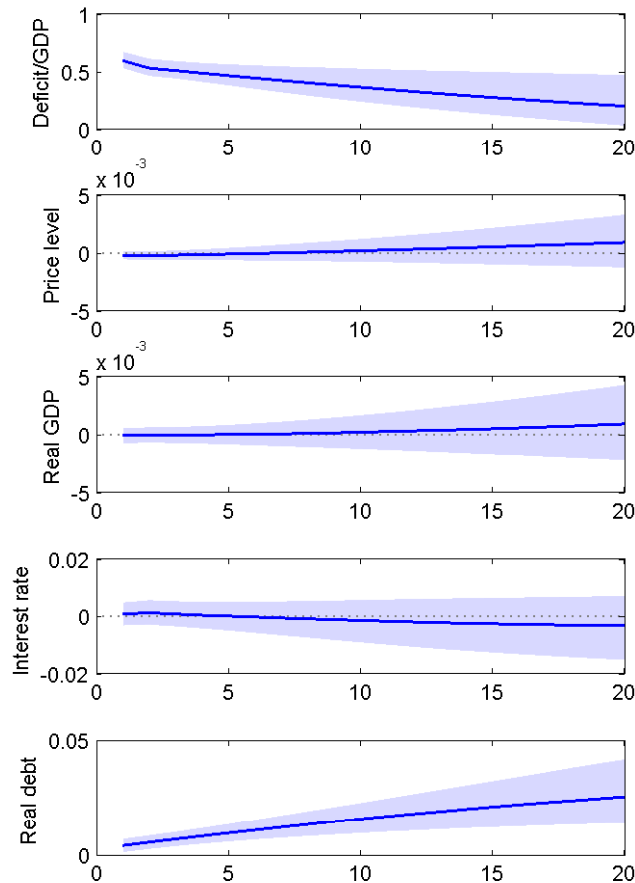


Figure 8: Impulse response functions from a BVAR

We now perform a second exercise to empirically investigate the policy mix in place in the U.S. during the ZLB period, through the lenses of our model. We examine the empirical impulse response

functions computed using a Bayesian VAR fitted on quarterly data for the sample period 2008q4-2015q4. To assess the effect of a fiscal shock, we consider data for the primary deficit-to-GDP ratio, the federal funds rate, real GDP, the GDP deflator and real debt.²⁵ During this period, monetary policy can be safely assumed to be passive, while there is more room for debate over the fiscal policy stance. According to our model, we can gain some insights into how agents perceive the prevalent policy mix by comparing the pattern of VAR-based impulse responses following a positive fiscal shock to the corresponding theoretical responses shown in Figure 4.

As Figure A12 shows, the impulse response functions are consistent with the PM/AF case of an overall AM/PF mix: while output and inflation do not move, there is a run-up in real debt. Assuming that agents expect to return to the same AM/PF equilibrium as in Figure A11, the only equilibrium consistent with these dynamics for the real debt is a Ricardian equilibrium due to timid AF policies in the indeterminacy (white) area in Figure A11.²⁶ Through the lens of our model, therefore, the data for the ZLB period suggest that the U.S. could well be in an indeterminate region and in a “timidity trap”, where agents are coordinating on the Ricardian solution. This justifies the observed subdued path of inflation. Note that a more aggressive fiscal policy would eliminate one of the two equilibria and guarantee determinacy. Alternatively, an exogenous event, such as the election of a new government, could switch agents to coordinate on another possible equilibrium in the indeterminacy area, causing a spike in inflation, with the Fed being unable to do anything to avoid it.

5 Conclusions

This paper studies the determinacy properties of the equilibrium in a New Keynesian model when both monetary and fiscal policies may switch according to a Markov process. Nothing ensures that the switching between two regimes, which would be determinate under a fixed-coefficient framework, returns determinacy. Davig and Leeper (2007b) define the *long-run Taylor principle* as the condition that the coefficients in the Markov-switching Taylor rule need to satisfy to guarantee a unique equilibrium, given passive fiscal policy. This can be graphically visualised as a monetary frontier.

²⁵The primary deficit-to-GDP ratio was constructed from NIPA data using the procedure illustrated in ?, while real debt was computed by dividing the Market Value of U.S. Government Debt (FRED code: MVGFD027MNFBDAL) by the GDP deflator. The remaining three variables were also taken from the FRED database. Real GDP, real debt and the GDP deflator are considered in log-levels. Our VAR includes two lags and a constant term, and we identify fiscal shocks by means of a recursive scheme in which the deficit-to-GDP ratio is ordered before all other variables. We use a Normal-Wishart prior augmented with two sets of dummy observations, i.e., both sums-of-coefficients and dummy initial observations, to accommodate the presence of unit roots and cointegration in the data (see Sims and Zha, 1998).

²⁶Impulse response functions undertaken when employing aggressive fiscal policies (either active or passive) return a decreasing path for the real debt, as in Figure 4b. These results are available from the authors upon request.

Equivalently, we define a fiscal frontier that visualises the *long-run fiscal principle* as the condition that the coefficients in the Markov-switching government tax rule need to satisfy to guarantee a unique equilibrium, given active monetary policy. We find that the long-run Taylor principle ensures determinacy not only with an always-passive fiscal policy, as [Davig and Leeper \(2007b\)](#) maintain, but also when it deviates timidly into active fiscal territory for some time, provided that the long-run fiscal principle is satisfied.

For the economy to exhibit a unique stable rational expectations equilibrium, monetary and fiscal authorities should coordinate not only within regimes as suggested by [Leeper \(1991\)](#), but also *across regimes* by choosing the extent of activeness or passiveness. Hence, we propose a new taxonomy that generalises the seminal paper of [Leeper \(1991\)](#) to a Markov-switching context. We name a timid deviation from an active monetary policy into passive monetary territory that respects determinacy—i.e., that satisfies the long-run Taylor principle—an “overall active monetary policy”. Symmetrically, a timid deviation from a passive fiscal policy into active fiscal territory—i.e., that satisfies the long-run fiscal principle—is named an “overall passive fiscal policy”. Substantial shifts in monetary and fiscal policies are termed “switching policies”. Monetary and fiscal policies need to be overall balanced to guarantee a unique equilibrium: overall active monetary policies need to be coupled with overall passive fiscal policies (i.e., an overall AM/PF mix), and switching monetary policies with switching fiscal policies (i.e., an overall switching policy mix).

Our new taxonomy also establishes an explicit link between the determinacy analysis and the dynamic behaviour of a Markov-switching DSGE model. If the policy mix is overall switching, then the fiscal theory of the price level is always at work. This is not true if the policy mix is overall AM/PF. In this latter case, there are no wealth effects because fiscal policy deviates timidly into the active territory remaining, nevertheless, overall passive. As a result, the timid monetary-fiscal regime changes from the AM/PF benchmark, keeping fiscal expectations anchored, allowing the central bank to avoid wealth effects and to keep inflation under control. Moreover, the expectation of a fully credible (even absorbing) AM/PF regime for the future is neither a necessary nor a sufficient condition to avoid wealth effects under a PF/AM regime.

Our framework has a number of policy implications that we discussed in Section 4. In particular, our model suggests that a “timidity trap” and an indeterminate equilibrium can explain the empirical evidence for U.S. data during the crisis. An important implication for the ability of the central bank to control inflation, is that there could be an inflation upswing if the expectations regarding the behaviour of fiscal policy were to suddenly switch in a substantial way.

The analysis suggests some directions for future research. Our results are based on a very simple New Keynesian model. The advantage of such a framework is to allow us to obtain a number of analytical results, to gain insightful intuitions into what drives determinacy and the linkage among determinacy, dynamics, expectation effects and wealth effects. The natural next step in this line of research would be to determine the extent to which our new taxonomy and results help to interpret the numerical results in a more realistic, and possibly estimated, DSGE model. Finally, our definition of timid deviation has the same flavour as [Leeper and Zha's \(2003\)](#) definition of “modest policy interventions.” However, our definition is based on the determinacy region of the parameter space and not on their modesty statistic. Empirically evaluating whether these definitions are consistent could be a fruitful avenue for future research.

References

- ASCARI, G. AND T. ROPELE (2009): “Trend inflation, Taylor principle and indeterminacy,” *Journal of Money, Credit and Banking*, 41, 1557–84.
- BHATTARAI, S., J. W. LEE, AND W. Y. PARK (2014): “Inflation Dynamics: The Role of Public Debt and Policy Regimes,” *Journal of Monetary Economics*, 67, 93–108.
- BIANCHI, F. (2013): “Regime Switches, Agents’ Beliefs, and Post-World War II U.S. Macroeconomic Dynamics,” *The Review of Economic Studies*, 80, 463–90.
- BIANCHI, F. AND C. L. ILUT (2014): “Monetary/Fiscal Policy Mix and Agents’ Beliefs,” ERID Working Paper 119, Economic Research Initiatives at Duke.
- BIANCHI, F. AND L. MELOSI (2014): “Dormant Shocks and Fiscal Virtue,” in *NBER Macroeconomics Annual 2013, Volume 28*, ed. by D. Acemoglu, K. Rogoff, and M. Woodford, Chicago: University of Chicago Press, 1–46.
- (2017): “Escaping the Great Recession,” *American Economic Review*, 107, 1030–58.
- BLAKE, A. P. AND F. ZAMPOLLI (2011): “Optimal Policy in Markov-switching Rational Expectations Models,” *Journal of Economic Dynamics and Control*, 35, 1626–51.
- CHUNG, H., T. DAVIG, AND E. M. LEEPER (2007): “Monetary and Fiscal Policy Switching,” *Journal of Money, Credit and Banking*, 39, 809–42.
- COSTA, O. L. V., R. P. MARQUES, AND M. D. FRAGOSO (2005): *Discrete-Time Markov Jump Linear Systems*, London: Springer-Verlag.
- DAVIG, T. AND E. M. LEEPER (2007a): “Fluctuating Macro Policies and the Fiscal Theory,” in *NBER Macroeconomics Annual 2006, Volume 21*, Cambridge: MIT Press, 247–98.
- (2007b): “Generalizing the Taylor Principle,” *American Economic Review*, 97, 607–635.
- (2008): “Endogenous Monetary Policy Regime Change,” in *NBER International Seminar on Macroeconomics 2006*, Chicago: University of Chicago Press, 345–91.
- (2011): “Monetary-fiscal Policy Interactions and Fiscal Stimulus,” *European Economic Review*, 55, 211–27.

- FARMER, R. E., D. F. WAGGONER, AND T. ZHA (2009): “Understanding Markov-switching Rational Expectations Models,” *Journal of Economic Theory*, 144, 1849–67.
- (2011): “Minimal State Variable Solutions to Markov-switching Rational Expectations Models,” *Journal of Economic Dynamics and Control*, 35, 2150–66.
- FOERSTER, A., J. F. RUBIO-RAMIREZ, D. F. WAGGONER, AND T. ZHA (2016): “Perturbation Methods for Markov-switching Dynamic Stochastic General Equilibrium Models,” *Quantitative Economics*, 7, 637–69.
- FOERSTER, A. T. (2016): “Monetary Policy Regime Switches and Macroeconomic Dynamics,” *International Economic Review*, 57, 211–30.
- KRUGMAN, P. (2014): “The Timidity Trap,” *The New York Times*, March 20, <https://www.nytimes.com/2014/03/21/opinion/krugman-the-timidity-trap.html>.
- LASALLE, J. P. (1986): *The Stability and Control of Discrete Processes*, New York: Springer-Verlag.
- LEEPER, E. M. (1991): “Equilibria under ‘Active’ and ‘Passive’ Monetary and Fiscal Policies,” *Journal of Monetary Economics*, 27, 129–47.
- LEEPER, E. M. AND C. LEITH (2016): “Understanding Inflation as a Joint Monetary-Fiscal Phenomenon,” in *Handbook of Macroeconomics*, ed. by J. B. Taylor and H. Uhlig, Elsevier, vol. 2, chap. 30, 2305 – 2415.
- LEEPER, E. M., N. TRAUM, AND T. B. WALKER (2015): “Clearing Up the Fiscal Multiplier Morass: Prior and Posterior Analysis,” NBER Working Papers 21433, National Bureau of Economic Research, Inc.
- LEEPER, E. M. AND T. ZHA (2003): “Modest Policy Interventions,” *Journal of Monetary Economics*, 50, 1673–1700.
- LIU, Z., D. WAGGONER, AND T. ZHA (2009): “Asymmetric Expectation Effects of Regime Shifts in Monetary Policy,” *Review of Economic Dynamics*, 12, 284–303.
- LUBIK, T. A. AND F. SCHORFHEIDE (2004): “Testing for Indeterminacy: An Application to U.S. Monetary Policy,” *American Economic Review*, 94, 190–217.
- MAIH, J. (2015): “Efficient Perturbation Methods for Solving Regime-Switching DSGE Models,” Norges Bank Working Paper Series 1/2015, Norges Bank.

SIMS, C. A. (2016): “Fiscal Policy, Monetary Policy and Central Bank Independence,” paper presented at the Federal Reserve Bank of Kansas City Economic Policy Symposium: Designing Resilient Monetary Policy Frameworks for the Future, Jackson Hole, Wyoming, August 26.

SIMS, C. A. AND T. ZHA (1998): “Bayesian Methods for Dynamic Multivariate Models,” *International Economic Review*, 39, 949–68.

WOODFORD, M. (2003): *Interest and Prices: Foundations of a Theory of Monetary Policy*, Princeton: Princeton University Press.

A Appendix

A.1 Parametrization

Table A1. Calibration

Parameter	Value	Description
β	0.99	Intertemporal discount factor
θ	11	Dixit-Stiglitz elasticity of substitution
α	0.75	Calvo probability not to optimise prices
N	0.333	Hours worked
\bar{b}	0.4	Debt-to-GDP ratio
\bar{c}	0.8	Consumption-to-GDP ratio

A.2 The model

In the paper we use a simple New Keynesian model with fiscal policy.

Households. The representative household maximises lifetime utility

$$E_0 \sum_{t=0}^{\infty} \beta^t (\log C_t - \mu N_t) \quad (\text{A1})$$

under a sequence of budget constraints given by

$$P_t C_t + (1 + i_t)^{-1} B_t \leq P_t w_t N_t + F_t - \tau_t + B_{t-1}. \quad (\text{A2})$$

E_0 is the expectations operator conditional on time $t = 0$ information, C_t is real consumption, N_t is labour, w_t is the level of real wages, F_t are profits, τ_t are taxes, $R_t = 1 + i_t$ is the gross return on bonds purchased at date t (i.e., B_t). Maximization yields the first order conditions

$$1 = \beta \mathbb{E}_t \left[\frac{P_t}{P_{t+1}} (1 + i_t) \frac{C_t}{C_{t+1}} \right], \quad (\text{A3})$$

$$w_t = \mu C_t. \quad (\text{A4})$$

Final good producers. In each period, a final good Y_t is produced by perfectly competitive firms, using a continuum of intermediate inputs $Y_{i,t}$ indexed by $i \in [0, 1]$ and a standard CES production function $Y_t = \left(\int_0^1 Y_{i,t}^{(\theta-1)/\theta} di \right)^{\theta/(\theta-1)}$, with $\theta > 1$. Final good producers' demand schedules for intermediate good quantities are $Y_{i,t} = (P_{i,t}/P_t)^{-\theta} Y_t$, where the aggregate price index is defined as

$$P_t = \left(\int_0^1 P_{i,t}^{1-\theta} di \right)^{1/(1-\theta)}.$$

Intermediate goods producers. There exists a continuum of intermediate goods produced by firms with constant returns to scale production function: $Y_{i,t} = N_{i,t}$. Intermediate goods producers compete monopolistically and set prices according to the usual Calvo mechanism. In each period each firm has a fixed probability $1 - \alpha$ to re-optimize its nominal price $P_{i,t}^*$ in order to maximise profits. With probability α , instead, the firm keeps its nominal price unchanged. Using the stochastic discount factor $Q_{t,t+j} = \beta^j \frac{P_t C_t}{P_{t+j} C_{t+j}}$, the first order condition of the firm's problem gives the optimal relative price

$$p_{i,t}^* \equiv \frac{P_{i,t}^*}{P_t} = \frac{\theta}{\theta - 1} \frac{\mathbb{E}_t \sum_{j=0}^{\infty} (\alpha\beta)^j \frac{Y_{t+j}}{C_{t+j}} \left(\frac{P_{t+j}}{P_t} \right)^\theta w_{t+j}}{\mathbb{E}_t \sum_{j=0}^{\infty} (\alpha\beta)^j \frac{Y_{t+j}}{C_{t+j}} \left(\frac{P_{t+j}}{P_t} \right)^{\theta-1}}. \quad (\text{A5})$$

As in [Ascari and Ropele \(2009\)](#), we introduce two auxiliary variables that allow to rewrite the last expression recursively

$$\psi_t \equiv \mathbb{E}_t \sum_{j=0}^{\infty} (\alpha\beta)^j \frac{Y_{t+j}}{C_{t+j}} \left(\frac{P_{t+j}}{P_t} \right)^\theta w_{t+j} = \frac{Y_t}{C_t} w_t + \alpha\beta \mathbb{E}_t \left[\Pi_{t+1}^\theta \psi_{t+1} \right], \quad (\text{A6})$$

$$\phi_t \equiv \mathbb{E}_t \sum_{j=0}^{\infty} (\alpha\beta)^j \frac{Y_{t+j}}{C_{t+j}} \left(\frac{P_{t+j}}{P_t} \right)^{\theta-1} = \frac{Y_t}{C_t} + \alpha\beta \mathbb{E}_t \left[\Pi_{t+1}^{\theta-1} \phi_{t+1} \right], \quad (\text{A7})$$

where $\Pi_t \equiv P_t/P_{t-1}$ is the aggregate gross rate of inflation. As all re-optimizing firms face the same problem and pick the same relative price, aggregate inflation evolves according to

$$1 = \alpha \Pi_t^{\theta-1} + (1 - \alpha) (p_{i,t}^*)^{1-\theta}. \quad (\text{A8})$$

Individual firms demand labour according to the relation $N_{i,t} = (P_{i,t}/P_t)^{-\theta} Y_t$. Aggregating this expression yields $N_t = Y_t s_t$, where $N_t \equiv \int_0^1 N_{i,t} di$ and $s_t \equiv \int_0^1 (P_{i,t}/P_t)^{-\theta} di$. The variable s_t measures the dispersion of relative prices across intermediate firms. s_t is bounded below at one and it represents the resource costs (or inefficiency loss) due to relative price dispersion under the Calvo mechanism. s_t can be written recursively as

$$s_t = (1 - \alpha) (p_{i,t}^*)^{-\theta} + \alpha (\Pi_t)^\theta s_{t-1}. \quad (\text{A9})$$

Fiscal and monetary policies. The government budget constraint is given by

$$(1 + i_t)^{-1} b_t = \frac{b_{t-1}}{\Pi_t} + G - \tau_t, \quad (\text{A10})$$

where $b_t \equiv B_t/P_t$, G , and τ_t are the levels of government debt, expenditure, and taxes, all in real terms. Note that we assumed for simplicity that the government chooses a constant level of expenditure G . Taxes are set according to the fiscal policy rule

$$\tau_t = \tau \left(\frac{b_{t-1}}{b} \right)^{\gamma_{\tau,t}} e^{u_{\tau,t}}, \quad (\text{A11})$$

while the central bank sets the interest rate following the simple Taylor rule

$$R_t = R \Pi_t^{\gamma_{\pi,t}} e^{u_{m,t}}. \quad (\text{A12})$$

Note that the parameters $\gamma_{\tau,t}$ and $\gamma_{\pi,t}$ are indexed with time as they can take different values according to the underlying Markov-switching process.

Complete nonlinear model. After imposing market clearing (with $Y_t = C_t + G$), the dynamics of aggregate variables is described by the following set of equations (here reproduced for convenience)

$$\begin{aligned} 1 &= \beta \mathbb{E}_t \left[\frac{R_t}{\Pi_{t+1}} \frac{Y_t - G}{Y_{t+1} - G} \right] \\ w_t &= \mu (Y_t - G) \\ 1 &= \alpha \Pi_t^{\theta-1} + (1 - \alpha) (p_{i,t}^*)^{1-\theta} \\ p_{i,t}^* &= \frac{\theta}{\theta - 1} \frac{\psi_t}{\phi_t} \\ \psi_t &= \frac{Y_t}{Y_t - G} w_t + \alpha \beta \mathbb{E}_t \left[\Pi_{t+1}^\theta \psi_{t+1} \right] \\ \phi_t &= \frac{Y_t}{Y_t - G} + \alpha \beta \mathbb{E}_t \left[\Pi_{t+1}^{\theta-1} \phi_{t+1} \right] \\ s_t &= (1 - \alpha) (p_{i,t}^*)^{-\theta} + \alpha \Pi_t^\theta s_{t-1} \\ N_t &= s_t Y_t \\ \frac{b_t}{R_t} &= \frac{b_{t-1}}{\Pi_t} + G - \tau_t \\ \tau_t &= \tau \left(\frac{b_{t-1}}{b} \right)^{\gamma_{\tau,t}} e^{\sigma_\tau u_{\tau,t}} \\ R_t &= R \Pi_t^{\gamma_{\pi,t}} e^{\sigma_m u_{m,t}} \end{aligned}$$

Zero-inflation steady state. If we switch off the exogenous processes $u_{\tau,t}$ and $u_{m,t}$, we can solve for the zero-inflation steady state

$$\begin{aligned}
R &= \beta^{-1} \\
w &= \mu \bar{c} Y \\
p_i^* &= 1 \\
\psi &= \frac{1}{\bar{c}(1 - \alpha\beta)} w \\
\phi &= \frac{1}{\bar{c}(1 - \alpha\beta)} \\
s &= 1 \\
N &= sY = Y \\
\tau &= [(1 - \bar{c}) + \bar{b}(1 - \beta)] Y
\end{aligned}$$

where we used the ratios $\bar{c} \equiv C/Y$ and $\bar{b} \equiv b/Y$. Further, note that the equation

$$p_{i,t}^* = \frac{\theta}{\theta - 1} \frac{\psi_t}{\phi_t}$$

implies the following parameter restriction

$$1 = \frac{\theta}{\theta - 1} \frac{\psi}{\phi} = \frac{\theta}{\theta - 1} \mu Y \bar{c}. \quad (\text{A13})$$

Log-linearised model. The nonlinear model can be log-linearised around the non-stochastic zero-inflation steady state. Standard computations lead to

$$\begin{aligned}
\frac{1}{\bar{c}} \hat{Y}_t &= \frac{1}{\bar{c}} \mathbb{E}_t \hat{Y}_{t+1} - \left(\hat{R}_t - \mathbb{E}_t \hat{\Pi}_{t+1} \right), \\
\hat{\Pi}_t &= \frac{\lambda}{\bar{c}} \hat{Y}_t + \beta \mathbb{E}_t \hat{\Pi}_{t+1}, \\
\hat{R}_t &= \gamma_{\pi,t} \hat{\Pi}_t + \sigma_m u_{m,t} \\
\hat{b}_t &= \frac{1}{\beta} \left(1 - \frac{\tau}{b} \gamma_{\tau,t} \right) \hat{b}_{t-1} - \frac{1}{\beta} \hat{\Pi}_t + \hat{R}_t - \frac{1}{\beta} \frac{\tau}{b} \sigma_\tau u_{\tau,t},
\end{aligned}$$

with $\lambda \equiv (1 - \alpha)(1 - \alpha\beta)/\alpha$. These equations correspond to equations (12)-(15) in the main text.

A.3 The FRWZ solution method

The analysis of determinacy under Markov-switching coefficients can be performed by checking the existence of a unique stable MSV solution. In order to find all the MSV solutions, we adopt the perturbation method proposed by [FRWZ](#). The method can be applied directly on the nonlinear version of the model. However, instead of considering the complete nonlinear model outlined above, it is convenient to manipulate the equations and reduce the dimensionality of the system. The smaller system turns out to be:

$$\begin{aligned}
1 &= E_t \left[\frac{\Pi_t^{\gamma_{\pi,t}} e^{u_{m,t}}}{\Pi_{t+1}} \frac{Y_t - G}{Y_{t+1} - G} \right], \\
\left(\frac{1 - \alpha \Pi_t^{\theta-1}}{1 - \alpha} \right)^{\frac{1}{1-\theta}} \phi_t &= \frac{\theta}{\theta - 1} \mu Y_t + \alpha \beta E_t \left[\Pi_{t+1}^{\theta} \left(\frac{1 - \alpha \Pi_{t+1}^{\theta-1}}{1 - \alpha} \right)^{\frac{1}{1-\theta}} \phi_{t+1} \right], \\
\phi_t &= \frac{Y_t}{Y_t - G} + \alpha \beta E_t \left[\Pi_{t+1}^{\theta-1} \phi_{t+1} \right], \\
\frac{b_t}{R \Pi_t^{\gamma_{\pi,t}} e^{u_{m,t}}} &= \frac{b_{t-1}}{\Pi_t} + G - \tau \left(\frac{b_{t-1}}{b} \right)^{\gamma_{\tau,t}} e^{u_{\tau,t}}.
\end{aligned}$$

Using the notation of [FRWZ](#), this system can be rewritten as

$$\mathbb{E}_t \mathbf{f}(\mathbf{y}_{t+1}, \mathbf{y}_t, b_t, b_{t-1}, \boldsymbol{\varepsilon}_{t+1}, \boldsymbol{\varepsilon}_t, \boldsymbol{\theta}_{t+1}, \boldsymbol{\theta}_t) = \mathbf{0},$$

where b_t is the only predetermined variable and the remaining non-predetermined variables are stacked in vector $\mathbf{y}'_t \equiv [Y_t, \Pi_t, \phi_t]$. The exogenous shocks appear in vector $\boldsymbol{\varepsilon}'_t \equiv [u_{m,t}, u_{\tau,t}]$, and $\boldsymbol{\theta}'_t \equiv [\gamma_{\pi,t}, \gamma_{\tau,t}]$ is the vector of Markov-switching parameters. We look for recursive solutions such as

$$b_t = h_t(b_{t-1}, \boldsymbol{\varepsilon}_t, \chi)$$

$$\mathbf{y}_t = \mathbf{g}_t(b_{t-1}, \boldsymbol{\varepsilon}_t, \chi)$$

perturbed around the non-stochastic zero-inflation steady state $[b, \mathbf{y}']'$, where χ represents the perturbation parameter. Note that in our model the solutions are regime-dependent (h_t and \mathbf{g}_t follow the latent Markov process too), while the steady state is not. The stability properties of each solution is governed by parameters of the first order expansion of the solutions, which reads as follows under regime i

$$b_t \approx b + h_{i,b}(b_{t-1} - b) + \mathbf{h}_{i,\varepsilon} \boldsymbol{\varepsilon}_t + h_{i,\chi} \chi, \tag{A14}$$

$$\mathbf{y}_t \approx \mathbf{y} + \mathbf{g}_{i,b}(b_{t-1} - b) + \mathbf{g}_{i,\varepsilon}\varepsilon_t + \mathbf{g}_{i,\chi}\chi, \quad (\text{A15})$$

for $i = 1, 2$. In these expressions we used a matrix notation for the partial derivatives: for example, $\mathbf{g}_{i,\varepsilon}$ is a (3×2) matrix whose first column is given by the partial derivative of \mathbf{g}_i with respect to $u_{m,t}$, and so forth.

The elements in $h_{i,b}$, $\mathbf{h}_{i,\varepsilon}$, $h_{i,\chi}$, $\mathbf{g}_{i,b}$, $\mathbf{g}_{i,\varepsilon}$, $\mathbf{g}_{i,\chi}$ are unknown and can be found by exploiting the fact that the derivatives of $\mathbb{E}_t \mathbf{f}$ are equal to zero. Proposition 1 in [FRWZ](#) uses the chain rule to state that the coefficients in $h_{i,b}$ and $\mathbf{g}_{i,b}$ can be obtained by solving a system of quadratic polynomial equations that corresponds to equation (A4) in [FRWZ](#). To derive such system, we need to compute the partial derivatives of \mathbf{f}

$$\begin{aligned} \begin{bmatrix} \mathbf{f}_{ij,\mathbf{y}_{t+1}} & \mathbf{f}_{ij,\mathbf{y}_t} \end{bmatrix} &= \begin{bmatrix} \frac{1}{\bar{c}Y} & 1 & 0 & -\frac{1}{\bar{c}Y} & -\gamma_{\pi,i} & 0 \\ 0 & \alpha\beta\frac{\alpha\theta-\alpha-\theta}{1-\alpha}\phi & -\alpha\beta & -\frac{\theta}{\theta-1}\mu & \frac{\alpha}{1-\alpha}\phi & 1 \\ 0 & \alpha\beta(1-\theta)\phi & -\alpha\beta & \frac{1-\bar{c}}{\bar{c}^2Y} & 0 & 1 \\ 0 & 0 & 0 & 0 & (1-\beta\gamma_{\pi,i})b & 0 \end{bmatrix}, \\ \begin{bmatrix} \mathbf{f}_{ij,b_t} & \mathbf{f}_{ij,b_{t-1}} \end{bmatrix} &= \begin{bmatrix} 0 & 0 \\ 0 & 0 \\ 0 & 0 \\ \beta & \frac{\tau}{b}\gamma_{\tau,i} - 1 \end{bmatrix}. \end{aligned}$$

Note that the derivatives are indexed with ij to indicate that they must be evaluated at the steady state with $\boldsymbol{\theta}_t = i$ and $\boldsymbol{\theta}_{t+1} = j$ (refer to [FRWZ](#) for further details). With these derivatives in hand, we can apply formula (A4) of [FRWZ](#) and obtain a set of 8 equations in 8 unknowns

$$\begin{aligned} 0 &= \begin{bmatrix} 0 \\ 0 \\ 0 \\ \frac{\tau}{b}\gamma_{\tau,1} - 1 \end{bmatrix} + \begin{bmatrix} -\frac{1}{\bar{c}Y} & -\gamma_{\pi,1} & 0 \\ -\frac{\theta}{\theta-1}\mu & \frac{\alpha}{1-\alpha}\phi & 1 \\ \frac{1-\bar{c}}{\bar{c}^2Y} & 0 & 1 \\ 0 & (1-\beta\gamma_{\pi,1})b & 0 \end{bmatrix} \begin{bmatrix} g_{y,1} \\ g_{\pi,1} \\ g_{\phi,1} \end{bmatrix} + \begin{bmatrix} 0 \\ 0 \\ 0 \\ \beta \end{bmatrix} h_1 \\ &+ p_{11} \begin{bmatrix} \frac{1}{\bar{c}Y} & 1 & 0 \\ 0 & \alpha\beta\frac{\alpha\theta-\alpha-\theta}{1-\alpha}\phi & -\alpha\beta \\ 0 & \alpha\beta(1-\theta)\phi & -\alpha\beta \\ 0 & 0 & 0 \end{bmatrix} \begin{bmatrix} g_{y,1} \\ g_{\pi,1} \\ g_{\phi,1} \end{bmatrix} h_1 + p_{12} \begin{bmatrix} \frac{1}{\bar{c}Y} & 1 & 0 \\ 0 & \alpha\beta\frac{\alpha\theta-\alpha-\theta}{1-\alpha}\phi & -\alpha\beta \\ 0 & \alpha\beta(1-\theta)\phi & -\alpha\beta \\ 0 & 0 & 0 \end{bmatrix} \begin{bmatrix} g_{y,2} \\ g_{\pi,2} \\ g_{\phi,2} \end{bmatrix} h_1, \end{aligned}$$

$$\begin{aligned}
0 = & \begin{bmatrix} 0 \\ 0 \\ 0 \\ \frac{\tau}{b}\gamma_{\tau,2} - 1 \end{bmatrix} + \begin{bmatrix} -\frac{1}{\bar{c}Y} & -\gamma_{\pi,2} & 0 \\ -\frac{\theta}{\theta-1}\mu & \frac{\alpha}{1-\alpha}\phi & 1 \\ \frac{1-\bar{c}}{\bar{c}^2Y} & 0 & 1 \\ 0 & (1-\beta\gamma_{\pi,2})b & 0 \end{bmatrix} \begin{bmatrix} g_{y,2} \\ g_{\pi,2} \\ g_{\phi,2} \end{bmatrix} + \begin{bmatrix} 0 \\ 0 \\ 0 \\ \beta \end{bmatrix} h_2 \\
& + p_{21} \begin{bmatrix} \frac{1}{\bar{c}Y} & 1 & 0 \\ 0 & \alpha\beta\frac{\alpha\theta-\alpha-\theta}{1-\alpha}\phi & -\alpha\beta \\ 0 & \alpha\beta(1-\theta)\phi & -\alpha\beta \\ 0 & 0 & 0 \end{bmatrix} \begin{bmatrix} g_{y,1} \\ g_{\pi,1} \\ g_{\phi,1} \end{bmatrix} h_2 + p_{22} \begin{bmatrix} \frac{1}{\bar{c}Y} & 1 & 0 \\ 0 & \alpha\beta\frac{\alpha\theta-\alpha-\theta}{1-\alpha}\phi & -\alpha\beta \\ 0 & \alpha\beta(1-\theta)\phi & -\alpha\beta \\ 0 & 0 & 0 \end{bmatrix} \begin{bmatrix} g_{y,2} \\ g_{\pi,2} \\ g_{\phi,2} \end{bmatrix} h_2,
\end{aligned}$$

where, with a slight abuse of notation, the h_i and $g_{x,i}$ coefficients are the elements of $h_{i,b}$ and $\mathbf{g}_{i,b}$ defined above. This system can be simplified by subtracting the third equation from the second, and the seventh from the sixth, to eliminate $g_{\phi,1}$ and $g_{\phi,2}$. We then arrive at

$$0 = \frac{1}{\bar{c}Y}g_{y,1} + \gamma_{\pi,1}g_{\pi,1} - h_1 \left[p_{11} \left(g_{\pi,1} + \frac{1}{\bar{c}Y}g_{y,1} \right) + p_{12} \left(g_{\pi,2} + \frac{1}{\bar{c}Y}g_{y,2} \right) \right], \quad (\text{A16})$$

$$0 = g_{\pi,1} - \frac{\lambda}{\bar{c}Y}g_{y,1} - \beta h_1 (p_{11}g_{\pi,1} + p_{12}g_{\pi,2}), \quad (\text{A17})$$

$$0 = \beta h_1 + b(1 - \beta\gamma_{\pi,1})g_{\pi,1} + \frac{\tau}{b}\gamma_{\tau,1} - 1, \quad (\text{A18})$$

$$0 = \frac{1}{\bar{c}Y}g_{y,2} + \gamma_{\pi,2}g_{\pi,2} - h_2 \left[p_{21} \left(g_{\pi,1} + \frac{1}{\bar{c}Y}g_{y,1} \right) + p_{22} \left(g_{\pi,2} + \frac{1}{\bar{c}Y}g_{y,2} \right) \right], \quad (\text{A19})$$

$$0 = g_{\pi,2} - \frac{\lambda}{\bar{c}Y}g_{y,2} - \beta h_2 (p_{21}g_{\pi,1} + p_{22}g_{\pi,2}), \quad (\text{A20})$$

$$0 = \beta h_2 + b(1 - \beta\gamma_{\pi,2})g_{\pi,2} + \frac{\tau}{b}\gamma_{\tau,2} - 1. \quad (\text{A21})$$

Note that the term λ appears after exploiting the restriction (A13). Finally, these equations can be further combined to obtain

$$\begin{aligned}
0 &= g_{\pi,1} \left[1 + \lambda\gamma_{\pi,1} - p_{11}h_1(1 + \beta + \lambda) + p_{11}^2\beta h_1^2 \right] + (1 - p_{11})(1 - p_{22})\beta h_1 h_2 g_{\pi,1} \\
&\quad + (1 - p_{11})h_1 g_{\pi,2} \left[p_{11}\beta h_1 + p_{22}\beta h_2 - (1 + \beta + \lambda) \right], \\
0 &= g_{\pi,2} \left[1 + \lambda\gamma_{\pi,2} - p_{22}h_2(1 + \beta + \lambda) + p_{22}^2\beta h_2^2 \right] + (1 - p_{11})(1 - p_{22})\beta h_1 h_2 g_{\pi,2} \\
&\quad + (1 - p_{22})h_2 g_{\pi,1} \left[p_{11}\beta h_1 + p_{22}\beta h_2 - (1 + \beta + \lambda) \right], \\
g_{\pi,1} &= \frac{\frac{1}{\beta} \left(1 - \frac{\tau}{b}\gamma_{\tau,1} \right) - h_1}{b \left(\frac{1}{\beta} - \gamma_{\pi,1} \right)}, \\
g_{\pi,2} &= \frac{\frac{1}{\beta} \left(1 - \frac{\tau}{b}\gamma_{\tau,2} \right) - h_2}{b \left(\frac{1}{\beta} - \gamma_{\pi,2} \right)},
\end{aligned}$$

which correspond to equations (18)-(21) in the main text.

As this system cannot be solved using traditional approaches such as the generalised Schur decomposition, we follow [FRWZ](#) and adopt the Groebner basis algorithm to find all existing solutions, i.e., all the possible 8-tuples made by coefficients $h_1, g_{y,1}, g_{\pi,1}, g_{\phi,1}, h_2, g_{y,2}, g_{\pi,2}, g_{\phi,2}$ that satisfy the system of equations.

Note that to characterise the first order expansion of the MSV solution we still have to determine the other coefficients $h_{i,\varepsilon}, h_{i,\chi}, g_{i,\varepsilon}, g_{i,\chi}$ that appear in equations (A14) and (A15). Fortunately, doing so is an easy task. Proposition 1 in [FRWZ](#) shows that one has to solve two separate systems of linear equations corresponding to their equations (A5) and (A6).

A.4 Mean square stability under regime switching

To assess the stability of the MSV solutions when some parameters are allowed to switch, [FRWZ](#) use the notion of mean square stability (MSS), which is discussed by [Costa et al. \(2005\)](#) and [Farmer et al. \(2009\)](#).

MSS requires the existence of

$$\lim_{t \rightarrow \infty} \mathbb{E}_0 \left(\begin{bmatrix} b_t \\ \mathbf{y}_t \end{bmatrix} \right), \quad \text{and} \quad \lim_{t \rightarrow \infty} \mathbb{E}_0 \left(\begin{bmatrix} b_t \\ \mathbf{y}_t \end{bmatrix} \begin{bmatrix} b_t \\ \mathbf{y}_t \end{bmatrix}' \right)$$

The MSS condition constrains the values of the autoregressive roots in the state variable policy function weighted by the probability of switching regimes. In our context with one state variable and two regimes, MSS formally states that one solution is stable if and only if all the eigenvalues of the matrix

$$\begin{bmatrix} p_{11} & 1 - p_{22} \\ 1 - p_{11} & p_{22} \end{bmatrix} \begin{bmatrix} h_1^2 & 0 \\ 0 & h_2^2 \end{bmatrix} = \begin{bmatrix} p_{11}h_1^2 & (1 - p_{22})h_2^2 \\ (1 - p_{11})h_1^2 & p_{22}h_2^2 \end{bmatrix}$$

are inside the unit circle. The characteristic polynomial of this matrix is

$$z^2 + a_1 z + a_0 = z^2 - (p_{11}h_1^2 + p_{22}h_2^2) z + (p_{11} + p_{22} - 1) h_1^2 h_2^2 = 0.$$

As discussed in [LaSalle \(1986, p. 28\)](#), both eigenvalues are inside the unit circle if and only if both the following conditions hold

$$|a_0| < 1$$

$$|a_1| < 1 + a_0,$$

which in our case give

$$\begin{aligned} |(p_{11} + p_{22} - 1) h_1^2 h_2^2| &< 1, \\ p_{11} h_1^2 + p_{22} h_2^2 &< 1 + (p_{11} + p_{22} - 1) h_1^2 h_2^2. \end{aligned}$$

If we assume $p_{11} + p_{22} \geq 1$, the two conditions can be rewritten as

$$\begin{aligned} (p_{11} + p_{22} - 1) h_1^2 h_2^2 &< 1, \\ p_{11} h_1^2 (1 - h_2^2) + p_{22} h_2^2 (1 - h_1^2) + h_1^2 h_2^2 &< 1, \end{aligned}$$

which correspond to equations (10) and (11) in the main text.

A.5 Figure 2b: A numerical example for the timid fiscal deviations

Consider the case with $p_{11} = p_{22} = p < 1$ in Figure 3b. If regime 1 is AM/PF so that $g_{\pi,1} = g_{y,1} = 0$, from system (A16)-(A21) we can derive the equations

$$0 = \underbrace{\frac{\frac{1}{\beta} (1 - \frac{\tau}{b} \gamma_{\tau,1}) - h_1}{b (\frac{1}{\beta} - \gamma_{\pi,1})}}_{g_{\pi,1}} [1 + \lambda \gamma_{\pi,1} - p_{11} h_1 (1 + \beta + \lambda) + p_{11}^2 \beta h_1^2], \quad (\text{A22})$$

$$0 = \underbrace{\frac{\frac{1}{\beta} (1 - \frac{\tau}{b} \gamma_{\tau,2}) - h_2}{b (\frac{1}{\beta} - \gamma_{\pi,2})}}_{g_{\pi,2}} [1 + \lambda \gamma_{\pi,2} - p_{22} h_2 (1 + \beta + \lambda) + p_{22}^2 \beta h_2^2]. \quad (\text{A23})$$

Call a solution stemming from $g_{\pi,i} = 0$, that therefore depends only on the fiscal coefficient $\gamma_{\tau,1}$, $\bar{h}_i(\gamma_{\tau,i})$. Take a passive fiscal policy in regime 1 with $\gamma_{\tau,1} = 0.2$ and $p = 0.95$. In this case the stable solution is $\bar{h}_1(\gamma_{\tau,1})$ that, under our calibration becomes $h_1 = \frac{1}{\beta} (1 - \frac{\tau}{b} \gamma_{\tau,1}) = 0.9068$. In order to have MSS, conditions (10) and (11) must hold. Under this case the most stringent one of the two turns out to be equation (11) that becomes $0.822p (1 - h_2^2) + 0.178ph_2^2 - 1 + 0.822h_2^2 < 0$. Then, in order to have MSS the stable solution in regime 2 must satisfy the following: $-1.0209 < h_2 < 1.0209$.²⁷ If the stable solution in regime 2 is again $\bar{h}_2(\gamma_{\tau,2})$ then: $h_2 = \frac{1}{\beta} (1 - \frac{\tau}{b} \gamma_{\tau,2}) \in (-1.0209, 1.0209)$. In this

²⁷Condition (10) instead gives $-1.162 < h_2 < 1.162$.

case we get a “timid” fiscal deviation for:

$$-0.02 < \gamma_{\tau,2} < 3.93$$

Substituting $h_2 = 1.0209$ in the square bracket in equation (A23) we get $\gamma_{\pi,2} = 0.955$ which is the lower bound of the correspondent “timid” monetary deviation:

$$0.955 < \gamma_{\pi,2} < 1$$

Note that these results hold for $\gamma_{\tau,1} = 0.2$; obviously, for every given $\gamma_{\tau,1}$ we could obtain different $\gamma_{\tau,2}$ and $\gamma_{\pi,2}$ coefficients.

A.6 The absorbing case

When regime 1 is absorbing ($p_{11} = 1$), MSS requires the eigenvalues of the following matrix to lie inside the unit circle:

$$\begin{bmatrix} h_1^2 & (1 - p_{22})h_2^2 \\ 0 & p_{22}h_2^2 \end{bmatrix}$$

The two eigenvalues are equal to h_1^2 and $p_{22}h_2^2$, so that the conditions for MSS are

$$|h_1| < 1, \tag{A24}$$

$$|h_2| < \frac{1}{\sqrt{p_{22}}}. \tag{A25}$$

Moreover, by plugging $p_{11} = 1$ in equations (18) and (20) we obtain equation (23), that is

$$0 = \frac{\frac{1}{\beta} \left(1 - \frac{\tau}{b} \gamma_{\tau,1}\right) - h_1}{b \left(\frac{1}{\beta} - \gamma_{\pi,1}\right)} \left[1 + \lambda \gamma_{\pi,1} - h_1 (1 + \beta + \lambda) + \beta h_1^2\right].$$

This equation has three solutions for h_1 : one $\bar{h}_1(\gamma_{\tau,1})$ that depends on the fiscal coefficient $\gamma_{\tau,1}$ (first term), the other two $\bar{h}_1(\gamma_{\pi,1})$ that depend on the monetary coefficient $\gamma_{\pi,1}$, (square brackets).

When regime 1 is AM/PF then $g_{\pi,1} = g_{y,1} = 0$, since debt has no impact on inflation and output. Using these restrictions, equations (19) and (21) yield equation (A23) for the non-absorbing regime.

A.6.1 Figure 2a

Consider an AM/PF regime 1. The stability condition for the absorbing state (A24) is the same as under fixed coefficients. As fiscal policy is passive, then

$$\left| \frac{1}{\beta} \left(1 - \frac{\tau}{b} \gamma_{\tau,1} \right) \right| < 1,$$

that is $(1 - \beta) \frac{b}{\tau} < \gamma_{\tau,1} < (1 + \beta) \frac{b}{\tau}$. Employing our calibration, we have $\gamma_{\tau,1} \in (0.019, 3.892)$. The condition for not having another stable solution is that the two solutions in the square bracket of (23) should be outside the unit circle, that is, $\gamma_{\pi,1} > 1$: monetary policy needs to be active. We now analyse the MSS condition (A25) for regime 2, given that regime 1 is AM/PF. To do so, we have to solve the third order equation (A23) for h_2 , and obtain one solution $\bar{h}_2(\gamma_{\tau,2})$ and two solutions $\bar{h}_2(\gamma_{\pi,2})$. Let us distinguish two cases according to the stability of the $\bar{h}_2(\gamma_{\tau,2})$ solution in regime 2.

A stable $\bar{h}_2(\gamma_{\tau,2})$ solution. In this case the solution must satisfy: $\left| \frac{1}{\beta} \left(1 - \frac{\tau}{b} \gamma_{\tau,2} \right) \right| < \frac{1}{\sqrt{p_{22}}}$, that gives equation (24)

$$\frac{b}{\tau} \left(1 - \frac{\beta}{\sqrt{p_{22}}} \right) < \gamma_{\tau,2} < \frac{b}{\tau} \left(1 + \frac{\beta}{\sqrt{p_{22}}} \right)$$

which, employing our calibration, returns: $\gamma_{\tau,2} \in (-0.032, 3.952)$.

To have a unique stable $\bar{h}_2(\gamma_{\tau,2})$ solution the other (two $\bar{h}_2(\gamma_{\pi,2})$) solutions must be both unstable, which translates into equation (25)

$$\gamma_{\pi,2} > \sqrt{p_{22}} - \frac{(1 - \beta \sqrt{p_{22}})(1 - \sqrt{p_{22}})}{\lambda},$$

that is, $\gamma_{\pi,2} > 0.964$. This first case describes the upper-right zone in Figure 3a.

An unstable $\bar{h}_2(\gamma_{\tau,2})$ solution. Under this case $\left| \frac{1}{\beta} \left(1 - \frac{\tau}{b} \gamma_{\tau,2} \right) \right| > \frac{1}{\sqrt{p_{22}}}$ which corresponds to equation (28). Under our calibration, we have $\gamma_{\tau,2} < -0.032, \gamma_{\tau,2} > 3.952$.

In order to have only one stable solution, the two $\bar{h}_2(\gamma_{\pi,2})$ solutions of (A23) must be one inside and the other outside the unit circle, which yields equation (29)

$$\gamma_{\pi,2} < \sqrt{p_{22}} - \frac{(1 - \beta \sqrt{p_{22}})(1 - \sqrt{p_{22}})}{\lambda}.$$

Employing our calibration, we get $\gamma_{\pi,2} < 0.964$. Again, monetary policy can be passive, and the more so, the lower p_{22} . This second case describes the lower-left zone in Figure 3a.

As the absorbing regime is AM/PF, we know that the only stable solution for this regime corresponds to the fiscal backing one while, as the value of $\gamma_{\pi,1}$ is greater than 1, a stable $\bar{h}_1(\gamma_{\pi,1})$ solution does not exist. To have determinacy, there should only be one corresponding stable solution, h_2 . The threshold values $\bar{\gamma}_{\pi,2}$ and $\bar{\gamma}_{\tau,2}$ for the timid changes in monetary and fiscal policies define the conditions for the existence of a stable solution in the second regime. In particular, starting from an AM/PF absorbing regime, determinacy in regime 2 admits either only timid deviations from AM/PF (upper-right zone, $\gamma_{\pi,2} > \bar{\gamma}_{\pi,2}$; $\gamma_{\tau,2} > \bar{\gamma}_{\tau,2}$) or large deviations in both monetary and fiscal policy, such that we are definitely in a PM/AF regime (lower-left zone, $\gamma_{\pi,2} < \bar{\gamma}_{\pi,2}$; $\gamma_{\tau,2} < \bar{\gamma}_{\tau,2}$). More precisely: (i) if fiscal policy is not too active (if $\gamma_{\tau,2} > \bar{\gamma}_{\tau,2}$), there exists a fiscal backing solution, where dynamics are Ricardian in both regimes; (ii) if monetary policy is sufficiently passive (if $\gamma_{\pi,2} < \bar{\gamma}_{\pi,2}$), there exists a fiscal unbacking solution, with wealth effect in the second regime.²⁸ Hence, to have only one solution, either (i) or (ii) should be satisfied. When both are satisfied, we have two solutions as in the white region; when neither is satisfied, we have no stable solutions as in the dark blue region.

A.6.2 Globally balanced policies: analytical results when regime 1 is absorbing

The fiscal frontier Consider the absorbing case and assume that monetary policy is always active ($\gamma_{\pi,1} = \gamma_{\pi,2} = 1.5$). The equation to be solved for h_1 is (23). If $\gamma_{\pi,1} > 1$, the roots of the second order equation in the square brackets are out of the unit circle. If in the first regime there is a PF policy, the equation for the second regime reduces to equation (A23). Given that we assumed an active monetary policy even in regime 2, we have global determinacy whenever fiscal policy is passive (or timidly active): $\frac{b}{\tau} \left(1 - \frac{\beta}{\sqrt{p_{22}}}\right) < \gamma_{\tau,2} < \frac{b}{\tau} \left(1 + \frac{\beta}{\sqrt{p_{22}}}\right)$, which corresponds to equation (25) in the text. So we have determinacy for the absorbing regime 1 when $\gamma_{\tau,1} > \frac{b}{\tau}(1 - \beta)$ and for the non-absorbing regime 2 when $\gamma_{\tau,2} > \bar{\gamma}_{\tau,2}$. Figure A1 displays what we label *the fiscal frontier*: the fiscal policy combinations above this frontier admit only timid deviations into active fiscal behaviour in the second regime. The other fiscal policy combinations in Figure A1, by contrast, do not admit a mean square stable solution $\bar{h}_i(\gamma_{\tau,i})$. In these cases, if the $\bar{h}_1(\gamma_{\tau,1})$ solution in the first regime is outside the unit circle ($h_1 = \frac{1}{\beta} \left(1 - \frac{\tau}{b} \gamma_{\tau,1}\right) > 1$), that is if there is an AF policy, then all solutions are explosive, independently from what happens in the second regime.

The monetary frontier Figure A2 displays the monetary frontier in the absorbing case. Take an always passive fiscal policy, we know that a fiscal backing solution always exists under the two regimes,

²⁸Obviously, there are no wealth effects in the first because it is absorbing, so that it does not admit spillovers.

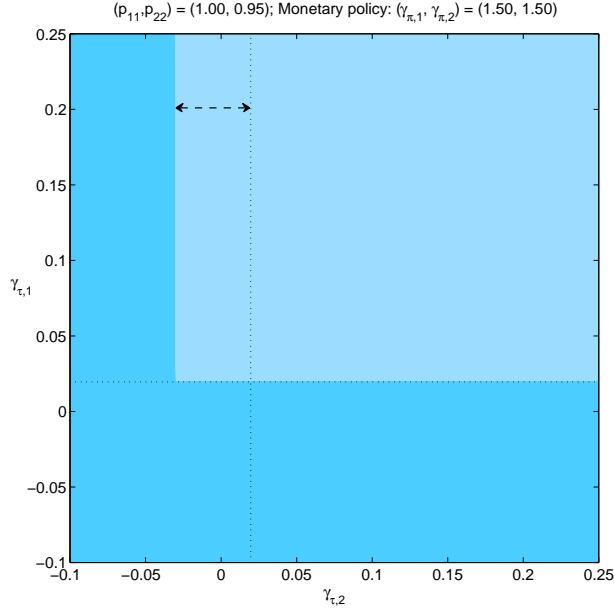


Figure A1: The fiscal policy frontier in the absorbing case.

and thus, determinacy requires all solutions $\bar{h}_i(\gamma_{\pi,i})$ to be unstable. The condition for the absorbing state is (23). If in the absorbing regime 1 fiscal policy is passive, then the solution $\bar{h}_1(\gamma_{\tau,1})$ is inside the unit circle and $(1 - \beta)\frac{b}{\tau} < \gamma_{1,\tau} < (1 + \beta)\frac{b}{\tau}$. The condition for not having another stable solution is that the two $\bar{h}_1(\gamma_{\pi,1})$ solutions should be outside the unit circle, that boils down to the usual $\gamma_{\pi,1} > 1$: monetary policy needs to be active. As for the non-absorbing regime 2, consider again equation (A23). If fiscal policy is passive then to have a unique stable solution the other (two) (A23) solutions must be both outside the unit circle, which gives (25): $\gamma_{\pi,2} > \sqrt{p_{22}} - \frac{(1 - \beta\sqrt{p_{22}})(1 - \sqrt{p_{22}})}{\lambda}$ that is, we have determinacy when $\gamma_{\pi,2} > \bar{\gamma}_{\pi,2}$.

A.6.3 Figure 4b under an absorbing PM regime 1

Suppose now monetary policy is PM (with $\gamma_{\pi,1} = 0.9$) in the first (absorbing) regime and AM (with $\gamma_{\pi,2} = 1.5$) in the second regime. The condition for the absorbing state is, as usual, (23). That for the non-absorbing state is derived from (19) evaluated at $p_{11} = 1$ where, to simplify notation, we define $z = h_2\sqrt{p_{22}}$

$$\begin{aligned}
0 = & g_{\pi,2} \left\{ 1 + \lambda\gamma_{\pi,2} - z\sqrt{p_{22}}(1 + \beta + \lambda) + \beta z^2 p_{22} \right\} \\
& + (1 - p_{22})g_{\pi,1}z \left[\beta z - \frac{1}{\sqrt{p_{22}}}(1 + \beta + \lambda - \beta h_1) \right]
\end{aligned} \tag{A26}$$

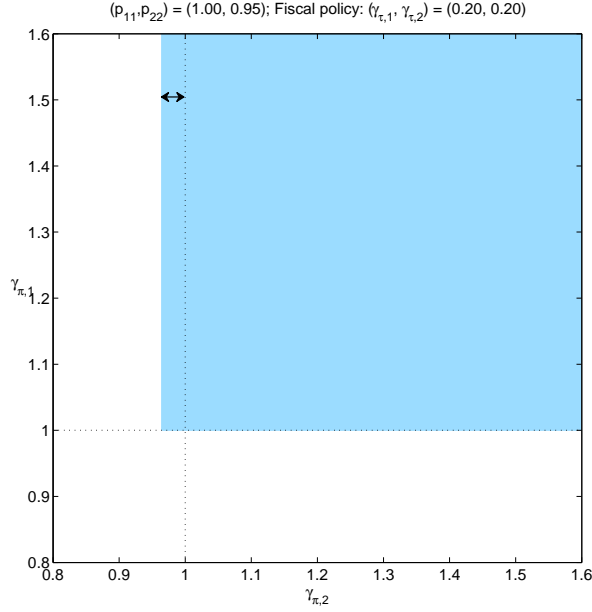


Figure A2: The monetary policy frontier in the absorbing case.

where $g_{\pi,1}$ and $g_{\pi,2}$ are given, as usual, by equations (20) and (21) in the text. We can re-write the condition for the non-absorbing state as

$$z^3 + b_2 z^2 + b_1 z + b_0 = 0$$

where

$$b_2 = -\frac{(1 - \frac{\tau}{b}\gamma_{\tau,2})p_{22} + (1 + \beta + \lambda) + g_{\pi,1}(1 - p_{22})b\left(\frac{1}{\beta} - \gamma_{\pi,2}\right)\beta}{\beta\sqrt{p_{22}}},$$

$$b_1 = -\frac{\sqrt{p_{22}}(1 + \beta + \lambda)\frac{1}{\beta}(1 - \frac{\tau}{b}\gamma_{\tau,2}) + \frac{(1 + \lambda\gamma_{\pi,2})}{\sqrt{p_{22}}} + g_{\pi,1}\frac{(1 - p_{22})}{\sqrt{p_{22}}}(1 + \beta + \lambda - \beta\bar{h}_1)b\left(\frac{1}{\beta} - \gamma_{\pi,2}\right)}{\beta\sqrt{p_{22}}},$$

$$b_0 = -\frac{(1 - \frac{\tau}{b}\gamma_{\tau,2})(1 + \lambda\gamma_{\pi,2})}{\beta^2\sqrt{p_{22}}}.$$

The necessary and sufficient condition for determinacy is that this cubic equation has exactly one solution inside the unit circle and the other two outside. By proposition C.2 in [Woodford \(2003\)](#), this is the case if and only if either of the following two cases is satisfied:

- Case I: $1 + b_2 + b_1 + b_0 < 0$ and $-1 + b_2 - b_1 + b_0 > 0$;
- Case II: $1 + b_2 + b_1 + b_0 > 0$, $-1 + b_2 - b_1 + b_0 < 0$, and $b_0^2 - b_0 b_2 + b_1 - 1 > 0$ or $|b_2| > 3$.

Let us study now how determinacy varies according to the fiscal policy undertaken in regime 1.

AF in the absorbing regime 1. Consider the case of an AF policy in the absorbing regime: regime 1 will have a PM/AF mix hence a unique stable solution. In this case the $\bar{h}_1(\gamma_{\pi,1})$ solutions in (23) should have a root inside and one outside the unit circle while the $\bar{h}_1(\gamma_{\tau,1})$ solution, being AF, is outside. The monetary coefficient $\gamma_{\pi,1} = 0.9$ generates a stable solution $h_1 = 0.94343$ (and an unstable one, that we discard, $h_1 = 1.1534$).

Studying the necessary and sufficient conditions for determinacy, we find that, under these parameters, Case I is never satisfied (since the second inequality never holds) while Case II is. In particular, the condition to have exactly one solution inside the unit circle for regime 2 (from the first condition in Case II) reads

$$\gamma_{\tau,1} > \frac{b}{\tau}(1 - \beta h_1) - \frac{[1 + \lambda\gamma_{\pi,2} - \sqrt{p_{22}}(1 + \beta + \lambda) + \beta p_{22}]}{(1 - p_{22}) \left[\beta - \frac{1}{\sqrt{p_{22}}}(1 + \beta + \lambda - \beta h_1) \right] \left(\frac{1}{\beta} - \gamma_{\pi,2} \right)} \left(\frac{1}{\beta} - \gamma_{\pi,1} \right) \frac{b}{\tau} \left[\beta \frac{1}{\sqrt{p_{22}}} - 1 + \frac{\tau}{b} \gamma_{\tau,2} \right], \quad (\text{A27})$$

that is represented by a negative sloped line in the space $(\gamma_{\tau,1}, \gamma_{\tau,2})$ and that depends, among other things, on h_1 . Note that (A27) corresponds to (A26) for $z = 1$.

Hence there is a unique stable solution when $\gamma_{\tau,1}$ is above this line for $h_1 = 0.94343$. As a result, when the first regime is PM/AF we have a global determinate equilibrium in the hatched area of Figure A3.

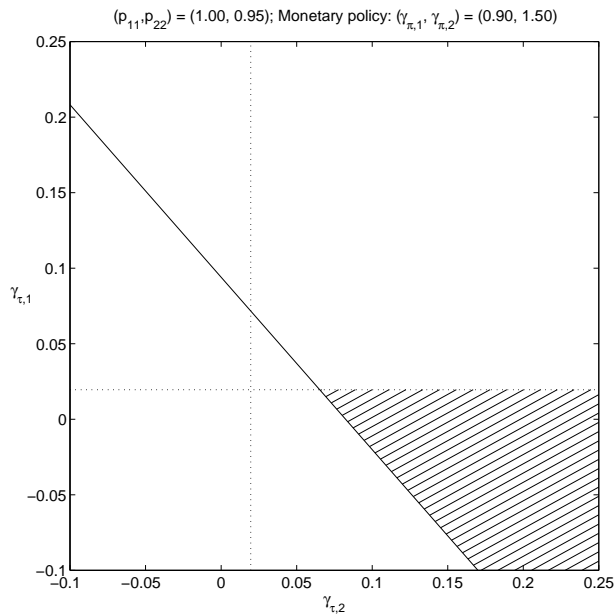


Figure A3: Stability for an absorbing PM/AF regime 1.

PF in the absorbing regime 1. When the first regime is PM/PF, the two $\bar{h}_1(\gamma_{\pi,1})$ solutions are one inside ($h_1 = 0.94343$) and the other outside while the $\bar{h}_1(\gamma_{\tau,1})$ solution is inside with $g_{\pi,1} = 0$.

Now we have to consider two areas, one for each $h_1 < 1$ in regime 1. The solution $h_1 = 0.94343$, returns the same negative sloped straight line as before. So, again, there is a unique stable solution for regime 2 when $\gamma_{\tau,1}$ is above this line. Hence, when the first regime is PM/PF we have a global determinate equilibrium in the hatched area of Figure A4.

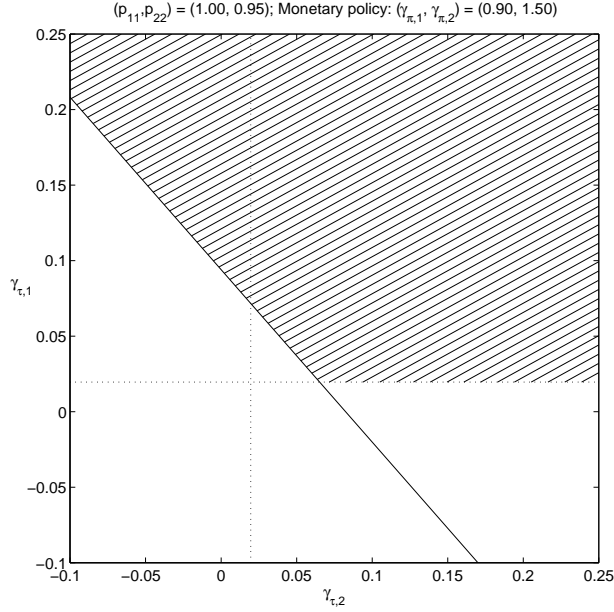


Figure A4: Stability for absorbing PM/PF regime 1: stable monetary solution case.

When we consider the other stable solution, with $g_{\pi,1} = 0$, equation (A26) reduces to

$$0 = g_{2,\pi,b} [1 + \lambda\gamma_{\pi,2} - z\sqrt{p_{22}}(1 + \beta + \lambda) + \beta z^2 p_{22}].$$

Hence, we have just one stable solution if and only if the regime 2 is AM/PF (in this case there are 2 $\bar{h}_2(\gamma_{\pi,2})$ solutions outside and 1 $\bar{h}_2(\gamma_{\tau,2})$ solution inside) and the area characterised by just one stable solution is the hatched area in Figure A5.

Overlapping these two figures (A4 and A5) we get the areas with just one stable solution when fiscal policy in regime 1 is passive: the two triangular areas in Figure A6.

Putting everything together. Putting together Figures A3 and A6, one obtains A7, which is the counterpart of Figure 2b for the case of absorbing PM regime 1.

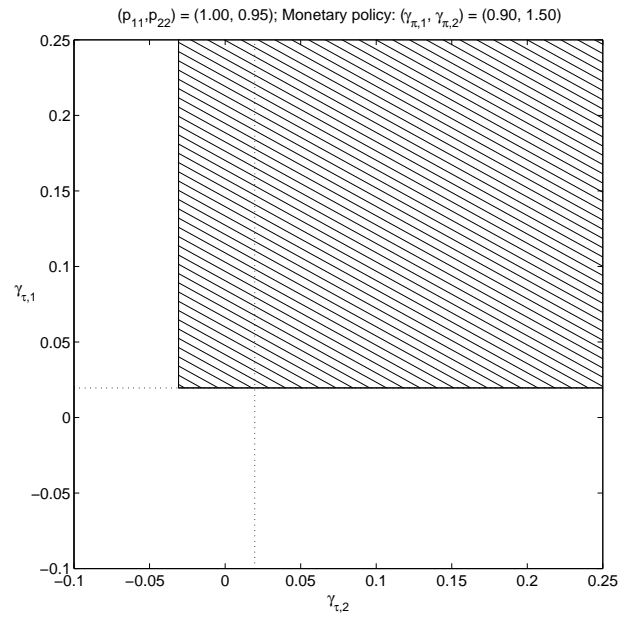


Figure A5: Stability for absorbing PM/PF regime 1: stable fiscal solution case.

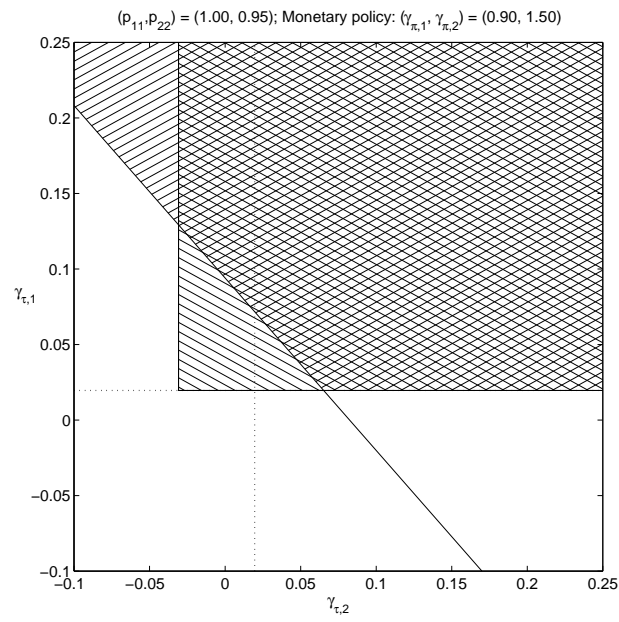


Figure A6: Stability for absorbing PM/PF regime 1: complete case.

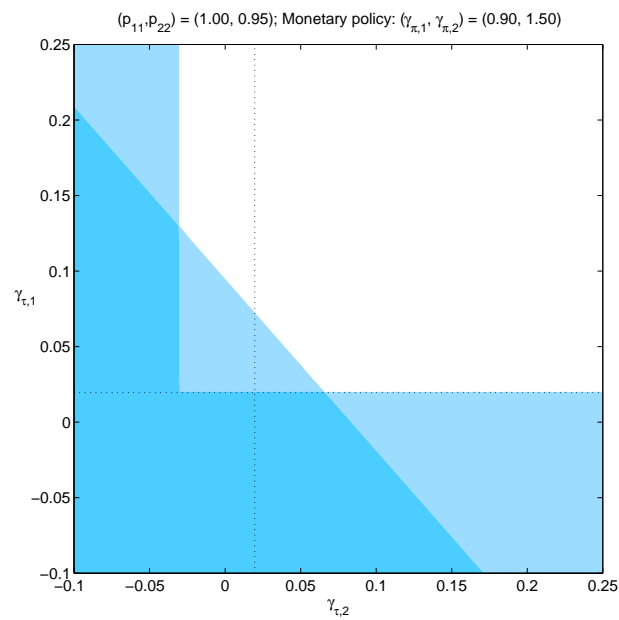


Figure A7: The fiscal policy frontier with substantial deviations in monetary policy and absorbing regime 1 with PM.

Notes: Light blue: unique solution; white: indeterminacy; dark blue: explosiveness.

A.7 Both regimes stable

In this section we want to show how our results change when the concept of both regimes stable (BRS) is used in place of the MSS concept that we used throughout the paper.²⁹ Note that MSS allows temporarily explosive paths while BRS does not. More specifically, a solution is BRS if all h_i lie inside the unit circle, for $i = 1, 2$.

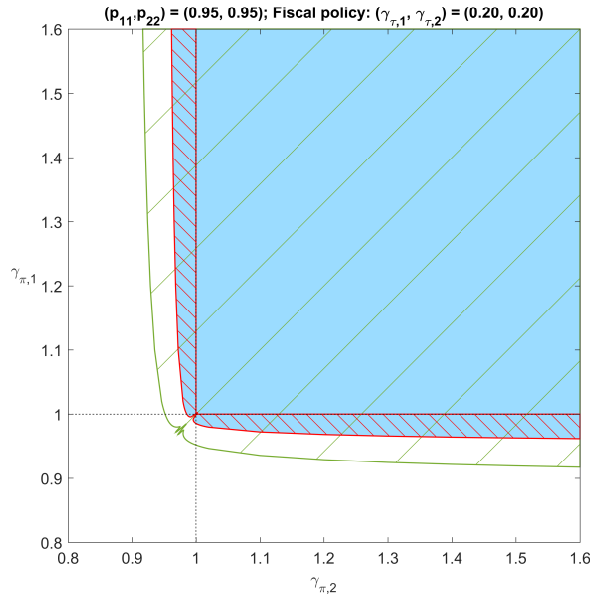


Figure A8: The monetary policy frontier under MSS and BRS.

Notes: Light blue: unique MSS solution; white: multiple MSS solutions; dark blue: no MSS solutions; green-hatching: unique BRS solution.

Figure A8 shows the monetary policy frontier (MPF): the figure reproduces Figure 1a in the main text, with the addition of sparse green hatch lines that indicate the area where a single BRS solution exists. The edge of this area can be interpreted as the MPF under BRS. As you can see, the MPF shifts outwards if BRS is considered: the MPF under MSS, which encloses the policy mixes characterised by a unique stable (Ricardian) solution, lies inside the new MPF under BRS. In the area between the two frontiers, policy mixes are characterised by the co-existence of two MSS solutions: one solution is Ricardian, while the second solution is non-Ricardian and explosive in one regime (i.e., either h_1 or h_2 is greater than unity). Indeterminacy then arises under MSS but not under BRS as the second solution is not stable in both regimes. Hence this additional area is included in the determinacy region that therefore gets larger. Outside the green-hatched area, the policy mixes give rise to two stable solutions, under both stability concepts (one of these solutions is Ricardian). These

²⁹Refer to Foerster (2016) for a discussion of BRS.

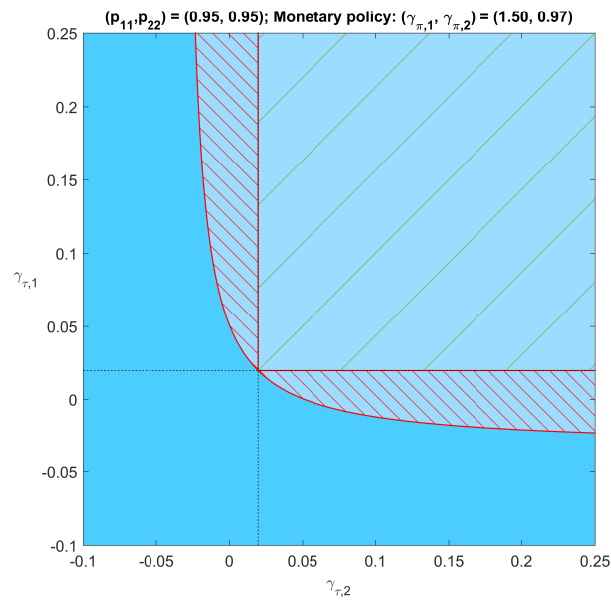


Figure A9: The fiscal policy frontier under MSS and BRS, for timid deviations in monetary policy.
Notes: Light blue: unique MSS solution; white: multiple MSS solutions; dark blue: no MSS solutions; green-hatching: unique BRS solution.

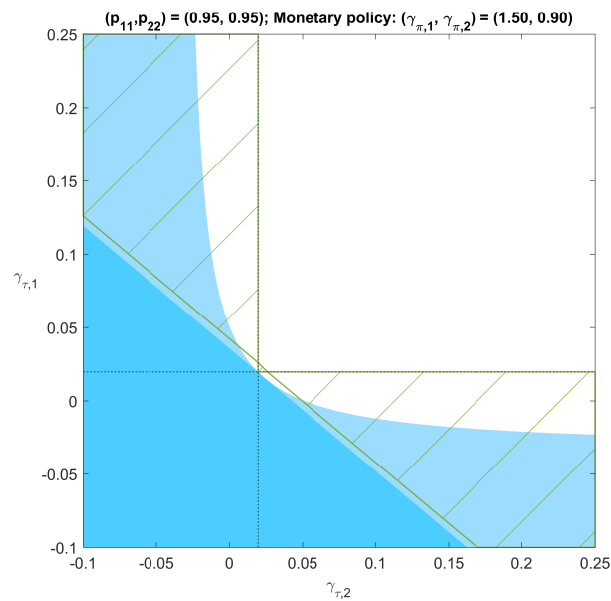


Figure A10: The fiscal policy frontier under MSS and BRS, for substantial deviations in monetary policy.
Notes: Light blue: unique MSS solution; white: multiple MSS solutions; dark blue: no MSS solutions; green-hatching: unique BRS solution.

parametrizations are therefore indeterminate.

Figure A9 depicts the fiscal policy frontier (FPF) for timid deviations into passive monetary policy. Policy mixes in the green-hatched area are characterised by single stable solution under both MSS

and BRS. This solution, which is Ricardian, becomes explosive in one of the two regimes once fiscal policy deviates timidly into active fiscal territory (red-hatched area), but MSS is preserved. As no other stable solutions exist, we have determinacy under MSS but not under BRS. In other words, BRS rules out any flexibility in fiscal policy and the FPF coincides with the edges of the usual conditions for passive fiscal policy by [Leeper \(1991\)](#).

Figure A10 shows how Figure 2b, which depicts determinacy with substantial deviations in monetary policy, changes under BRS. Note that, even in this case, the FPF is not relevant anymore. A timid fiscal policy mix (e.g, consider the parametrization $\gamma_{\tau,1} = 0.2$, $\gamma_{\tau,2} = 0$) is characterised by one stable non-Ricardian solution and one MSS Ricardian solution that is explosive in one regime. The equilibrium is then indeterminate under MSS but determinate under BRS. In this case, therefore, employing this alternative stability concept, timid fiscal policy produces wealth effects (as in [Chung et al., 2007](#)) and the fiscal theory is always at work.

Starting from a AM/PF regime 1, a sufficient condition to have a unique stable solution and wealth effects under MSS is to have substantial variation in both monetary and fiscal policy in regime 2; under BRS just a substantial variation in monetary policy in regime 2 is needed while fiscal policy should be (even timidly) active.

A.8 An application to the ZLB

During the Great Recession, the Federal Reserve, the European Central Bank, the Bank of England and the Bank of Japan all brought their policy rates towards the ZLB with the aim of stimulating economic activity. This is a very special case of passive monetary policy, which can be described in our model by assuming $\gamma_{\pi} = 0$, i.e., the central bank avoids moving interest rates as inflation changes. In this section we want to conduct two exercises relative to the ZLB regime. First, imagine being in a crisis regime with interest rates stuck at the ZLB and agents expecting a return to business-as-usual regime—the traditional AM/PF regime. Then, how should fiscal policy be fixed in the current regime to guarantee the existence of a unique equilibrium? Which type of solution would that be? How long should the ZLB regime be in place? Figure A11 depicts determinacy results for different fiscal coefficients ($\gamma_{\tau,2}$) and durations (p_{22}) of crisis regime 2, when $\gamma_{\pi,2} = 0$ and an AM/PF regime 1 is expected with probability $p_{11} = 0.95$.

The first clear-cut result is that if the ZLB regime 2 is short-lasting ($p_{22} \ll 1$), then there is indeterminacy, whichever fiscal policy is adopted. Second, determinacy is unattainable when fiscal policy is passive, as $\gamma_{\tau,2}$ should be below the dotted line that represents the cutoff value for passive fiscal policy.

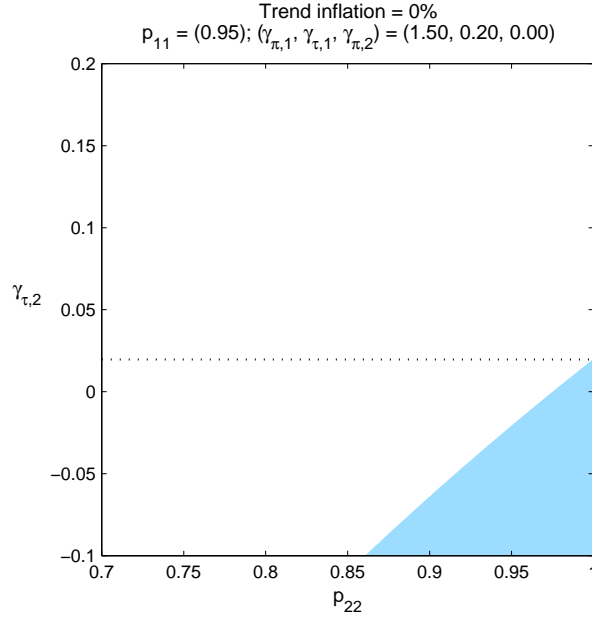


Figure A11: Determinacy and ZLB.

Notes: Light blue: unique solution; white: indeterminacy.

Third, the upper bound of the determinacy area is an upward-sloping line: the more short-lived the ZLB is, the more active fiscal policy must be. To have determinacy, agents must expect the ZLB to last for a long period of time and to be accompanied by an active fiscal policy. In the event that there were such a unique stable solution, it would be the result of an overall switching policy mix (a switching monetary policy combined with a switching fiscal policy), and hence, expectation effects would be operative. As in Figure 4b, the FTPL would apply, and an unbacked fiscal expansion would spur output, increase inflation and lower real debt: all desirable outcomes in a period of economic stagnation, below-target inflation and high indebtedness.

Two important points stem from these results. The first is the inadequacy of the conventional New Keynesian model, which does not consider active fiscal policies. The other is the importance of “forward guidance”, both on the monetary and on the fiscal side. Even if agents expect to return in the future to the AM/PF regime, the question of how long the present policy is expected to last is key. To obtain determinacy, agents must be convinced of a long-lasting deviation from the AM/PF regime both through the promise, on the monetary side, of a long period of zero interest rates and, on the fiscal side, of a long period of no tax increases or spending cuts.

Conversely, in the presence of a passive fiscal policy, now and in the future, or of a short-lasting deviation from it, there would be multiple equilibria under a ZLB (the white area in the figure). These consist of two stable solutions: one characterised by Ricardian dynamics and the other by non-

Ricardian dynamics. In this case, inflation would become indeterminate. This could be the outcome for those countries, currently at their ZLB, where austerity imposes constraints on fiscal policy (the eurozone) or where fiscal policy is mainly passive (Japan).

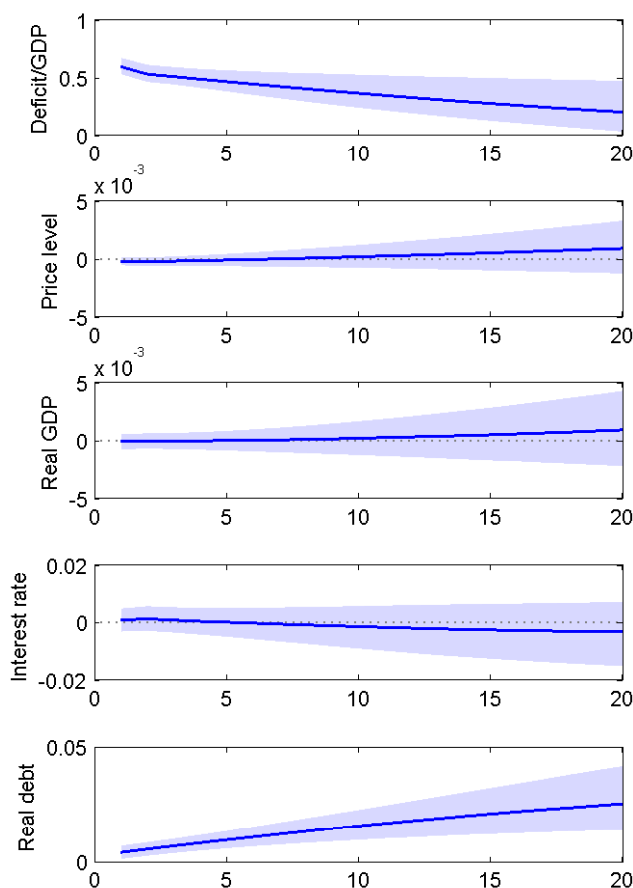


Figure A12: Impulse response functions from a BVAR

We now perform a second exercise to empirically investigate the policy mix in place in the U.S. during the ZLB period, through the lenses of our model. We examine the empirical impulse response functions computed using a Bayesian VAR fitted on quarterly data for the sample period 2008q4-2015q4. To assess the effect of a fiscal shock, we consider data for the primary deficit-to-GDP ratio, the federal funds rate, real GDP, the GDP deflator and real debt.³⁰ During this period, monetary

³⁰The primary deficit-to-GDP ratio was constructed from NIPA data using the procedure illustrated in [Bianchi and Melosi \(2017\)](#), while real debt was computed by dividing the Market Value of U.S. Government Debt (FRED code: MVGFD027MNFBDAL) by the GDP deflator. The remaining three variables were also taken from the FRED database. Real GDP, real debt and the GDP deflator are considered in log-levels. Our VAR includes two lags and a constant term, and we identify fiscal shocks by means of a recursive scheme in which the deficit-to-GDP ratio is ordered before all other variables. We use a Normal-Wishart prior augmented with two sets of dummy observations, i.e., both sums-of-coefficients

policy can be safely assumed to be passive, while there is more room for debate over the fiscal policy stance. According to our model, we can gain some insights into how agents perceive the prevalent policy mix by comparing the pattern of VAR-based impulse responses following a positive fiscal shock to the corresponding theoretical responses shown in Figure 4.

As Figure A12 shows, the impulse response functions are consistent with the PM/AF case of an overall AM/PF mix: while output and inflation do not move, there is a run-up in real debt. Assuming that agents expect to return to the same AM/PF equilibrium as in Figure A11, the only equilibrium consistent with these dynamics for the real debt is a Ricardian equilibrium due to timid AF policies in the indeterminacy (white) area in Figure A11.³¹ Through the lens of our model, therefore, the data for the ZLB period suggest that the U.S. could well be in an indeterminate region and in a “timidity trap”, where agents are coordinating on the Ricardian solution. This justifies the observed subdued path of inflation. Note that a more aggressive fiscal policy would eliminate one of the two equilibria and guarantee determinacy. Alternatively, an exogenous event, such as the election of a new government, could switch agents to coordinate on another possible equilibrium in the indeterminacy area, causing a spike in inflation, with the Fed being unable to do anything to avoid it.

and dummy initial observations, to accommodate the presence of unit roots and cointegration in the data (see [Sims and Zha, 1998](#)).

³¹Impulse response functions undertaken when employing aggressive fiscal policies (either active or passive) return a decreasing path for the real debt, as in Figure 4b. These results are available from the authors upon request.