

Supporting Information

Water-Stable Fluorinated Metal–Organic Frameworks (F-MOFs) with Hydrophobic Properties as Efficient and Highly Active Heterogeneous Catalysts in Aqueous Solution

Table S1. Crystal data and structural refinement for TMU-55.

formula	C ₅₁ H ₃₇ F ₁₂ N ₅ O ₉ Zn ₂
fw	1222.59
$\lambda/\text{\AA}$	0.71073
T/K	150 (2)
crystal system	monoclinic
space group	<i>C2/c</i>
$a/\text{\AA}$	27.5380(19)
$b/\text{\AA}$	7.8870(6)
$c/\text{\AA}$	23.3280(16)
$\alpha/^\circ$	90
$\beta/^\circ$	99.2400(10)
$\gamma/^\circ$	90
$V/\text{\AA}^3$	5000.9(6)
$D_{\text{calc}}/\text{Mg.m}^{-3}$	1.624
Z	4
μ (mm ⁻¹)	1.067
$F(000)$	2472
2θ (°)	63.57
R (int)	0.0927
GOOF	1.033
$R_1^a(I > 2\sigma(I))$	0.0568
$wR_2^b(I > 2\sigma(I))$	0.1279
CCDC No.	1852195

Table S2. Selected bond lengths (°A) and angles (°) for TMU-55.

Zn1-Zn1	2.9568(6)	O4-Zn1-N1	99.46(9)	O4-Zn1-O3	159.52(9)
Zn1-O1	2.048(2)	O4-Zn1-O2	88.60(10)	N1-Zn1-O3	100.92(9)
Zn1-O2	2.044(2)	N1-Zn1-O2	103.58(10)	O2-Zn1-O3	88.54(9)
Zn1-O3	2.044(2)	O4-Zn1-O1	88.26(10)	O1-Zn1-O3	87.31(10)
Zn1-O4	2.043(2)	N1-Zn1-O1	97.05(10)	C1-O3-Zn1	126.65(19)
Zn1-N1	2.026(2)	O2-Zn1-O1	159.37(10)	C1-O4-Zn1	128.06(19)

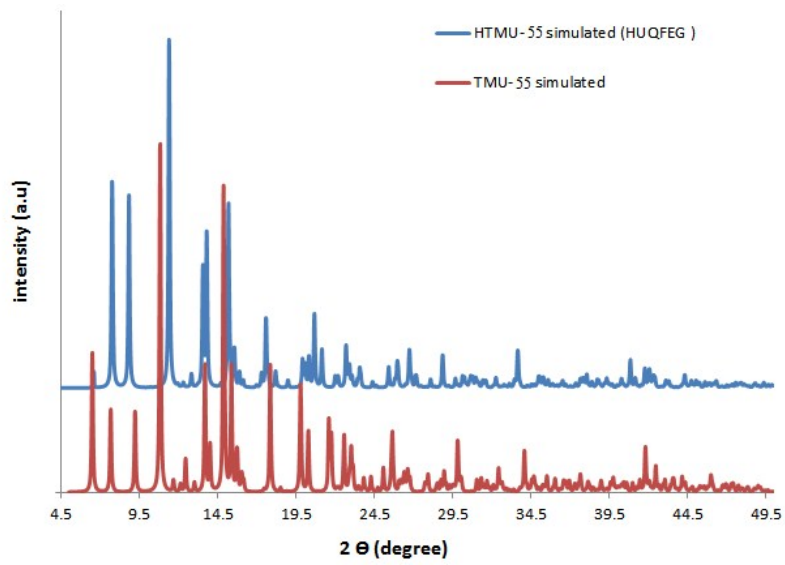


Fig S1. PXRD pattern calculated from the single crystal X-ray data of TMU-55 and HTMU-55 (HUQFEG).




Fig S2. Contact angle analyses of TMU- 55 (left) and HTMU-55 (right). The angle between this line and solid is Θ .

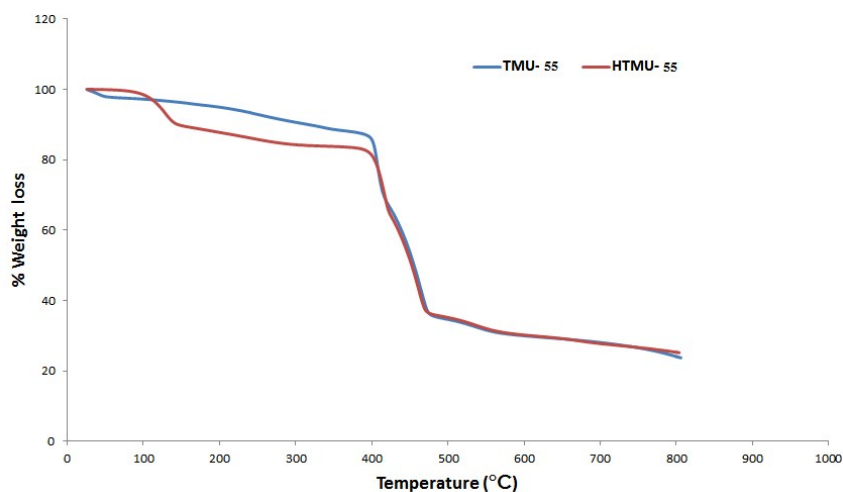
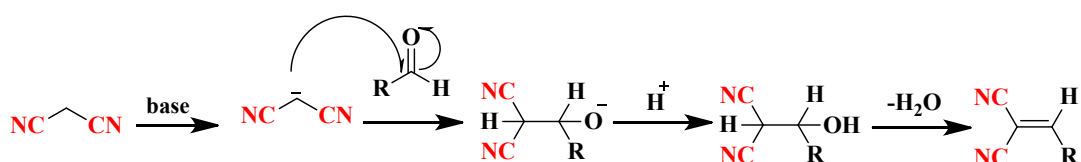


Fig S3. Thermogravimetric analysis of TMU-55 and HTMU-55.



Scheme S1. Reaction mechanism for the Knoevenagel condensation reaction.

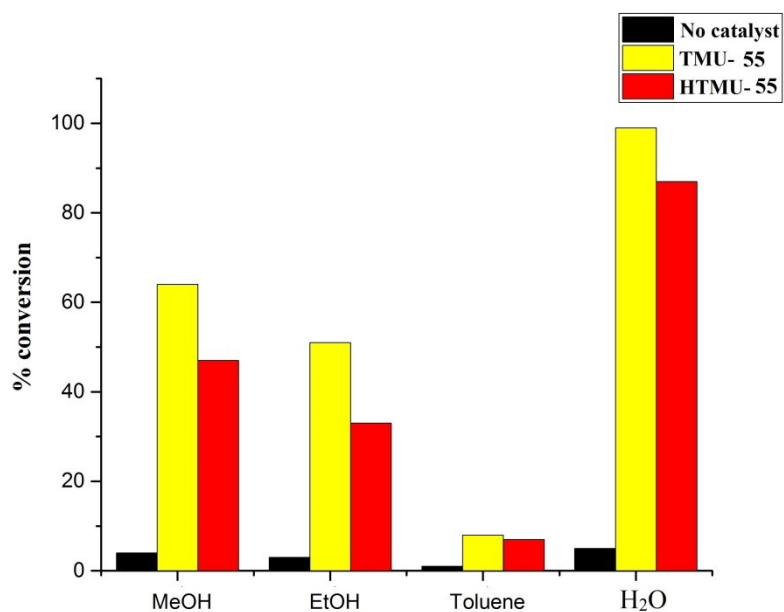


Fig S4. Reaction of benzaldehyde with malononitrile in the presence of TMU-55 and HTMU-55 in different solvents. Reaction conditions: benzaldehyde (0.2 mmol), malononitrile (0.5 mmol), 2.5 mg catalyst, solvent (3ml), r.t, 5 min.

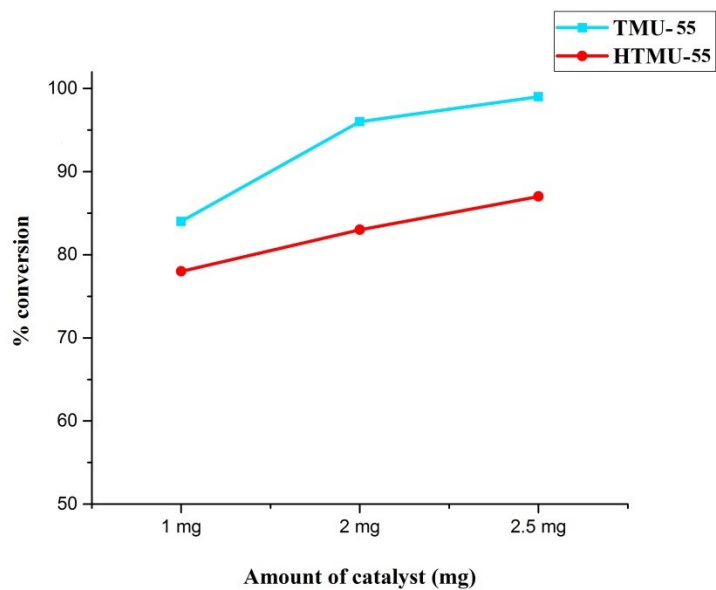


Fig S5. Reaction of benzaldehyde with malononitrile in the presence of TMU-55 and HTMU-55 in different amount of catalysts. Reaction conditions: benzaldehyde (0.2 mmol), malononitrile (0.5 mmol), solvent (H₂O): (3ml), r.t, 5 min.

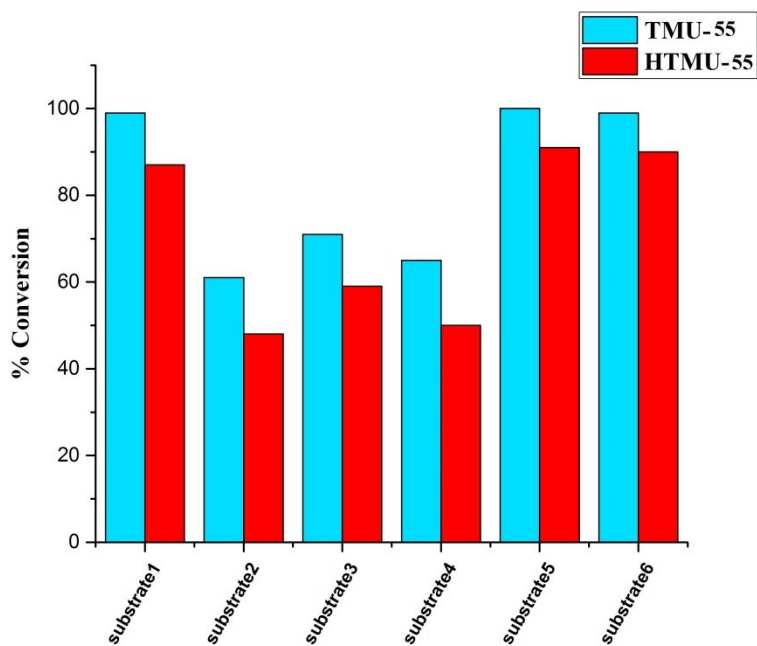


Fig S6. The Knoevenagel condensation reaction catalyzed by two isorecticular F-MOFs catalysts (TMU-55 and HTMU-55) in the presence of aromatic aldehydes and ketone (The same as in Table 2). Reaction conditions: substrates (0.2 mmol), malononitrile (0.5 mmol), 2.5 mg catalyst, solvent: H₂O (3ml), r.t, 5 min.




Fig S7. SEM images of as-synthesized TMU-55 (up) and HTMU-55 (down) before (A) and after (B) catalysis reaction.