

Effective resonant stability of Mercury

M. Sansottera,^{1★} C. Lhotka^{2★} and A. Lemaître^{3★}

¹*Dipartimento di Matematica, Università degli Studi di Milano, Via Cesare Saldini, 50, I-20133 Milano, Italy*

²*Space Research Institute, Austrian Academy of Sciences, Schmiedlstrasse, 6, A-8042 Graz, Austria*

³*naXys, Université de Namur, Rue de Bruxelles, 61, B-5000 Namur, Belgium*

Accepted 2015 June 24. Received 2015 June 22; in original form 2015 March 24

ABSTRACT

Mercury is the unique known planet that is situated in a 3:2 spin-orbit resonance nowadays. Observations and models converge to the same conclusion: the planet is presently deeply trapped in the resonance and situated at the Cassini state 1, or very close to it. We investigate the complete non-linear stability of this equilibrium, with respect to several physical parameters, in the framework of Birkhoff normal form and Nekhoroshev stability theory. We use the same approach we have adopted for the 1:1 spin-orbit case with a peculiar attention to the role of Mercury’s non-negligible eccentricity. The selected parameters are the polar moment of inertia, the Mercury’s inclination and eccentricity and the precession rates of the perihelion and node. Our study produces a bound to both the latitudinal and longitudinal librations (of 0.1 rad) for a long but finite time (greatly exceeding the age of the Solar system). This is the so-called effective stability time. Our conclusion is that Mercury, placed inside the 3:2 spin-orbit resonance, occupies a very stable position in the space of these physical parameters, but not the most stable possible one.

Key words: methods: analytical – celestial mechanics – planets and satellites: dynamical evolution and stability – planets and satellites: individual: Mercury.

1 INTRODUCTION

Mercury is the target of the *BepiColombo* mission, one of ESA’s cornerstone space missions, carried out in collaboration with the Japanese Aerospace Agency (JAXA). The spacecraft will be launched in 2017 and the orbit phase around Mercury is planned in 2024 (please refer to the *BepiColombo* webpage on the ESA website, <http://sci.esa.in/bepicolombo>, for updated information). Mercury has a peculiar feature: it is the only planet in the Solar system that is locked in a spin-orbit resonance, and the only object in the Solar system trapped in a 3:2 resonance. Indeed, the Moon and most of the regular satellites of the giant planets are found in 1:1 spin-orbit resonance.

The unique situation of Mercury can partly be explained by its large orbital eccentricity, see e.g. Colombo & Shapiro (1966), Correia & Laskar (2004) and Celletti & Lhotka (2014). A more realistic tidal model has been used in Noyelles et al. (2014), where the authors demonstrate that capture in 3:2 resonance is possible on much shorter time-scales than previously thought.

These spin-orbit locked positions are usually named the (generalized) Cassini states (1–4) and can be suitably described in terms of celestial dynamics, see e.g. Colombo (1966), Peale (1969), Beletskii

(1972) and Ward (1975). For an extension of the theory including the polar motion, see also Bouquillon, Kinoshita & Souchay (2003).

The presence of a spin-orbit resonance allows us to link the observational data of the orbital and rotational states with interior structure models, this is, for Mercury, the so-called Peale’s experiment, see Peale (1976).

The first observational confirmation of the Cassini State 1 for Mercury is due to Margot et al. (2007). Earth-based radar observations have confirmed its presence with high accuracy, see e.g. Margot et al. (2012), where the authors demonstrate that the angle between the spin axis and the orbit normal, commonly referred to as obliquity, is consistent with the equilibrium hypothesis.

The same value of the obliquity was also determined by observational results from the NASA space mission *MESSENGER* that has also validated the 3:2 spin-orbit resonance to high accuracy, see Mazarico et al. (2014). The most recent value of the obliquity is $\varepsilon = 2.06 \pm 0.16$ arcmin, the orbital period is given by $T_o = 87.969216879 \text{ d} \pm 6 \text{ s}$ and the spin period is $T_s = 58.64616 \pm 0.000011 \text{ d}$, that gives a ratio of about 3:2 to great accuracy.

It has been shown in Peale (2005) that small free oscillations around the exact equilibrium of the spin-orbit resonance are damped due to dissipative forces (mainly tidal effects and core-mantle friction) on a time-scale of 10^5 yr . Any effect that may bring Mercury away from exact spin-orbit resonance, like impacts, or any

* E-mail: marco.sansottera@unimi.it (MS); christoph.lhotka@oeaw.ac.at (CL); anne.lemaitre@unamur.be (AL)

mechanism that may change Mercury’s internal mass and momenta distribution will be counteracted on relatively short time-scales. It is therefore reasonable to think that Mercury is currently situated at exact resonance or very close to it.

The question arises concerning the stability of the equilibrium itself in absence of dissipative forces to separate the influence of conservative non-linear effects from dissipative ones that act on shorter time-scales. The stability of the spin-orbit resonances has been numerically investigated in e.g. Celletti & Chierchia (2000), Celletti & Voyatzis (2010) and Lhotka (2013) by means of stability maps. The non-linear stability of the Cassini states, in the 1:1 spin-orbit resonance, has been investigated in detail in Sansottera, Lhotka & Lemaître (2014), by means of normal forms and Nekhoroshev-type estimates. However, such an investigation of the non-linear stability is still lacking for Mercury. We aim to carry out this study in this paper. In particular, we are interested in the long-term non-linear stability: our goal is to produce a bound to both the latitudinal and longitudinal librations over long but finite times, namely an *effective stability time*.

Let us stress that in this work we consider a realistic model in the *mathematical* sense. Indeed, we are able to obtain significative analytic estimates on the stability time using the *real* physical parameters. However, in order to obtain a better *physically* realistic model, one should also take into account dissipative effects and planetary perturbations.

The long-term stability of perturbed proper rotations (rotations about a principal axis of inertia) in the sense of Nekhoroshev has been shown in Benettin, Fasso & Guzzo (2004). Furthermore, the authors suggest that their results may possibly be extended to the case of spin-orbit resonances. With our study we are able to demonstrate the long-term stability for motions that are trapped in a spin-orbit resonance and in particular the possible application of Nekhoroshev theory to Mercury.

We are able to give a definitive answer: the generalized Cassini state 1, realized in terms of the 3:2 resonance, is practically stable on long time-scales. However, we also demonstrate that the actual position of Mercury, in the parameter space, is placed in a very stable region, while not the most stable one. Indeed, altering some physical parameters, namely the polar moment of inertia factor, the inclination, the eccentricity and the precession rates of the perihelion and node, we found that the stability may change from a marginal amount to orders of magnitude, depending on the quantity of interest.

This paper represents an extension of our previous work, developed for the 1:1 spin-orbit problems, see Sansottera et al. (2014), to the case of the 3:2 resonance and in particular to Mercury. The presence of a non-negligible value for the eccentricity is a new aspect of the model to take into account. The mathematical basis of our work is represented by the Birkhoff normal form (1927) and the Nekhoroshev theory (1977, 1979).

Our approach is reminiscent of similar works on the same line, see e.g. Giorgilli, Locatelli & Sansottera (2009), Giorgilli, Locatelli & Sansottera (2010) and Sansottera, Locatelli & Giorgilli (2013), in which the authors gave an estimate of the long-time stability for the Sun-Jupiter-Saturn system and the planar Sun-Jupiter-Saturn-Uranus system, respectively.

This work is organized as follows: we introduce the spin-orbit model and its Hamiltonian formulation in Section 2. In Section 3, we describe an algorithm for the evaluation of the effective stability time via Birkhoff normal form. The application of our study to Mercury is presented in Section 4, while the physical interpretations and the possible extensions are reported in Section 5.

2 THE MODEL

We consider Mercury as a triaxial rigid body whose principal moments of inertia are A , B and C , with $A \leq B < C$. We denote by m and R_e , the mass and equatorial radius of Mercury, respectively; and by m_0 the mass of the Sun.

We closely follow the notation adopted in Sansottera et al. (2014), that was also used in some previous studies on the same subject, see e.g. Henrard & Schwanen (2004) for a general treatment of synchronous satellites, D’Hoedt & Lemaître (2004) and Lemaître, D’Hoedt & Rambaux (2006) for Mercury, Noyelles, Lemaître & Vienne (2008) for the study of Titan, Lhotka (2013) for a symplectic mapping model and Noyelles & Lhotka (2013) for an investigation concerning the obliquity of Mercury during the *BepiColombo* space mission. Thus we refer to the quoted works for a detailed exposition and we just report here the key points so as to make the paper quite self-contained. First, we briefly recall how to express the Hamiltonian in the Andoyer–Delaunay set of coordinates, then we introduce the simplified spin-orbit model that represents the basis of our study.

2.1 Reference frames

The usual description of the spin-orbit motion requires four basic reference frames having their common origin in the centre of mass of Mercury, see D’Hoedt & Lemaître (2004). Namely, we need: (i) the *inertial frame*, (X_0, Y_0, Z_0) , with X_0 and Y_0 lying in the ecliptic (or Laplace) plane; (ii) the *orbital frame*, (X_1, Y_1, Z_1) , with Z_1 perpendicular to the orbit plane; (iii) the *spin frame*, (X_2, Y_2, Z_2) , with Z_2 pointing to the spin axis direction and X_2 to the ascending node of the equatorial plane in the ecliptic plane; (iv) the *body frame*, (or *figure frame*), with Z_3 pointing into the direction of the axis of greatest inertia and X_3 of smallest inertia. In order to link the different frames, we define ν_{01} as the direction along the ascending node of (X_0, Y_0) , in the plane (X_1, Y_1) , and ν_{23} as the direction of the ascending node between the planes (X_2, Y_2) and (X_3, Y_3) .

We introduce two Euler angles: (i) the *inertial obliquity*, K , that is the angle between the axes Z_0 and Z_2 ; (ii) the *wobble*, J , between the axes Z_2 and Z_3 . Moreover, we define the angles for the rotational motion: (i) the *spin node*, h_s , between X_0 and X_2 , measured in the plane (X_0, Y_0) ; (ii) the *figure node*, g_s , between ν_{23} and X_3 , measured in the plane (X_2, Y_2) ; (iii) the *rotation angle*, l_s , between ν_{23} and X_3 , measured in the plane (X_3, Y_3) .

For the orbital dynamics, we introduce: (i) the *longitude of the ascending node*, Ω , that gives the direction of ν_{01} measured in the plane (X_0, Y_0) ; (ii) the *inclination*, i , being the angle between the axes Z_0 and Z_1 ; (iii) the *perihelion argument*, ω , that defines the direction of the pericentre X_1 in the plane (X_1, Y_1) .

We report in Fig. 1 the four reference frames and the angles defined above. On its basis we introduce the Andoyer–Delaunay canonical variables.

2.2 Andoyer–Delaunay variables

We use the *modified Andoyer* variables in order to describe the rotational motion:

$$\begin{aligned} L_1 &= G_s, & l_1 &= l_s + g_s + h_s, \\ L_2 &= G_s - L_s, & l_2 &= -l_s, \\ L_3 &= G_s - H_s, & l_3 &= -h_s, \end{aligned} \tag{1}$$

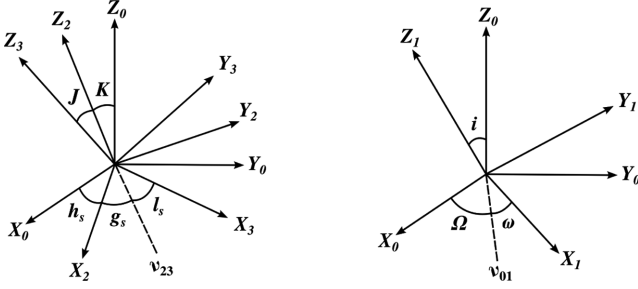


Figure 1. The four reference frames and the relevant angles related to the Andoyer (left) and Delaunay (right) canonical variables. See the text for more details.

where G_s denotes the norm of the spin angular momentum, $L_s = G_s \cos J$ and $H_s = G_s \cos K$.

For the orbital motion, we use the *modified Delaunay* variables, namely

$$\begin{aligned} L_4 &= L_o, & l_4 &= M + \omega + \Omega, \\ L_5 &= L_o - G_o, & l_5 &= -\omega - \Omega, \\ L_6 &= G_o - H_o, & l_6 &= -\Omega, \end{aligned} \quad (2)$$

with $L_o = m\sqrt{\mu a}$, $G_o = L_o\sqrt{1-e^2}$ and $H_o = G_o \cos i$. As usual, $\mu = \mathcal{G}(m + m_0)$ where \mathcal{G} is the gravitational constant, a is the semi-major axis, e the eccentricity, i the inclination and M the mean anomaly. Let us remark that L_5 and L_6 are related to the eccentricity, e , and inclination, i , respectively. From now on, we assume that the spin axis is aligned with the line of figure, i.e. $J = 0$, and that we can neglect motion related to the conjugated variables (L_2, l_2). Indeed, the polar motion of Mercury is assumed to be very small, see e.g. Noyelles, Dufey & Lemaitre (2010). Taking into account the 3:2 spin-orbit resonance, we introduce the resonant variables $\Sigma = (\Sigma_1, \Sigma_3)$, $\sigma = (\sigma_1, \sigma_3)$ by using the generating function

$$S_{3:2} = \Sigma_1 \left(l_1 - \frac{3}{2}(l_4 + l_5) + l_5 \right) + \Sigma_3 (l_3 - l_6).$$

Thus we get

$$\begin{aligned} \Sigma_1 &= L_1, & \sigma_1 &= l_1 - \frac{3}{2}(l_4 + l_5) + l_5, \\ \Sigma_3 &= L_3, & \sigma_3 &= l_3 - l_6. \end{aligned} \quad (3)$$

Here, σ_1 and σ_3 refer to the longitudinal and latitudinal librations, respectively, around the exact resonant state, placed at $\sigma_1 = \sigma_3 = 0$.

In our model, the orbital ellipse of Mercury is assumed to be frozen but uniformly precessing due to the interactions with the other planets of the Solar system. We keep fixed the semimajor axis, the eccentricity and the inclination: this corresponds to fixing the values of L_4, L_5 and L_6 . Denoting by n the mean motion, by $\dot{\omega}$ the mean precession rate of the argument of perihelion, by $\dot{\Omega}$ the mean regression rate of the ascending node and, without loss of generality, setting $t_0 = 0$ as the time of the perihelion passage of Mercury, we have the trivial equations of motion for the conjugated angles: $l_4 = nt$, $l_5 = \dot{\omega}t$ and $l_6 = \dot{\Omega}t$. In this setting, the generating function $S_{3:2}$ is a function of time. Therefore, in order to express the Hamiltonian in the resonant variables, we have to add also the time derivative of the generating function, $\partial S_{3:2}/\partial t$.

2.3 Hamiltonian formulation

Let us denote by \mathcal{H}_s and \mathcal{H}_o the rotational and orbital kinetic energy, respectively, then the kinetic part reads

$$\begin{aligned} \mathcal{T} &= \mathcal{H}_s + \mathcal{H}_o + \frac{\partial S_{3:2}}{\partial t} \\ &= \frac{\Sigma_1^2}{2C} - \frac{3}{2}n\Sigma_1 - \Sigma_1\dot{\omega} + (\Sigma_3 - \Sigma_1)\dot{\Omega}, \end{aligned}$$

where C is the Mercury's largest moment of inertia.

The dominant contribution of the gravitational potential is mainly due to two spherical harmonics: $C_{20} = \frac{A+B-2C}{2mR_c^2}$ and $C_{22} = \frac{B-A}{4mR_c^2}$. Thus we consider the potential energy

$$\mathcal{V} = -\frac{\mathcal{G}mm_0R_c^2}{r^3} (C_{20}P_{20}(\sin \varphi) + C_{22}P_{22}(\sin \varphi) \cos 2\lambda), \quad (4)$$

where P_{20}, P_{22} are the Legendre polynomials and φ, λ are the colatitude and longitude of Mercury, respectively, with λ measured eastwards from X_2 (X_3). The expression of the potential \mathcal{V} , defined in the figure frame, into the inertial frame is straightforward. Following the approach developed in Noyelles & Lhotka (2013), we write \mathcal{V} in terms of the resonant variables and perform an average over the mean orbital longitude l_4 . We denote by $\langle \mathcal{V} \rangle$ the averaged potential and we refer to the previous paper for all the details. We just stress that here, as an extension to Noyelles & Lhotka (2013), we consider an expansion in the eccentricity up to order 8, while we only keep the time-independent harmonics in the definition of $\langle \mathcal{V} \rangle$, namely the $\langle \mathcal{V}_{20} \rangle$ and $\langle \mathcal{V}_{22} \rangle$ terms, defined there.

Denoting by $\langle \mathcal{T} \rangle$ the averaged kinetic energy and introducing the averaged Hamiltonian $\langle \mathcal{H} \rangle = \langle \mathcal{T} \rangle + \langle \mathcal{V} \rangle$, the equations of motion read

$$\dot{\Sigma} = -\frac{\partial \langle \mathcal{H} \rangle}{\partial \sigma}, \quad \dot{\sigma} = +\frac{\partial \langle \mathcal{H} \rangle}{\partial \Sigma}. \quad (5)$$

Setting $\sigma = 0$ we look for the equilibrium $\Sigma^* = (\Sigma_1^*, \Sigma_3^*)$ by solving the equations

$$f_1(\Sigma) \equiv \frac{\partial \langle \mathcal{H} \rangle}{\partial \Sigma_1} \Big|_{\sigma=0} = 0, \quad f_2(\Sigma) \equiv \frac{\partial \langle \mathcal{H} \rangle}{\partial \Sigma_3} \Big|_{\sigma=0} = 0, \quad (6)$$

namely the Cassini state 1.

Let us remark that, expressing $f_1(\Sigma)$ and $f_2(\Sigma)$ as functions of (G_s, K) one obtains an implicit formula for the obliquity $\varepsilon = i - K$ in terms of the system parameters, see Noyelles & Lhotka (2013). Precisely, setting $c = C/(mR_c^2)$, at the equilibrium, the following equation holds true

$$c = \frac{n \sin(\varepsilon) (C_{20}H_{20} \cos(\varepsilon) + C_{22}H_{22}(\cos(\varepsilon) + 1))}{\dot{\Omega} \sin(i - \varepsilon) \left(\frac{2\dot{\Omega} \cos(i - \varepsilon)}{3n} + \frac{2\dot{\omega}}{3n} + 1 \right)}, \quad (7)$$

where H_{20} and H_{22} , truncated at order 8, are given by

$$\begin{aligned} H_{20} &= -1 - \frac{3e^2}{2} - \frac{15e^4}{8} - \frac{35e^6}{16} - \frac{315e^8}{128}, \\ H_{22} &= \frac{7e}{2} - \frac{123e^3}{16} + \frac{489e^5}{128} - \frac{1763e^7}{2048}. \end{aligned} \quad (8)$$

This relation will be useful for the physical interpretation of the results in terms of fixed ε . Let us remark that equation (7) represents a generalization of the one in Peale (1981).

3 STABILITY AT THE CASSINI STATE

We now aim to study the stability properties of the Cassini state. To be more specific, our goal is to give an estimate of the effective

stability time around the equilibrium point. Hereinafter we follow the exposition given in Sansottera et al. (2014) for the 1:1 spin-orbit problem.

We perform a translation in order to put the equilibrium at the origin and an expansion of the averaged Hamiltonian in power series of (Σ, σ) , namely

$$H(\Sigma, \sigma) = H_0(\Sigma, \sigma) + \sum_{j>0} H_j(\Sigma, \sigma), \quad (9)$$

where H_j is a homogeneous polynomial of degree $j + 2$ in (Σ, σ) . In the latter equation the quadratic term, H_0 , has been put apart from the other terms of the Hamiltonian in view of its relevance in the perturbative scheme.

3.1 The untangling transformation

The quadratic part of the Hamiltonian reads

$$H_0(\Sigma, \sigma) = \mu_{\Sigma_1 \Sigma_1} \Sigma_1^2 + 2\mu_{\Sigma_1 \Sigma_3} \Sigma_1 \Sigma_3 + \mu_{\Sigma_3 \Sigma_3} \Sigma_3^2 \\ + \mu_{\sigma_1 \sigma_1} \sigma_1^2 + 2\mu_{\sigma_1 \sigma_3} \sigma_1 \sigma_3 + \mu_{\sigma_3 \sigma_3} \sigma_3^2.$$

We perform the so-called *untangling transformation*, see Henrard & Lemaître (2005), that permits to get rid of the mixed terms. Thus, in the new coordinates, H_0 takes the form

$$H_0(\Sigma', \sigma') = \mu'_{\Sigma'_1 \Sigma'_1} \Sigma'^2_1 + \mu'_{\sigma'_1 \sigma'_1} \sigma'^2_1 + \mu'_{\Sigma'_3 \Sigma'_3} \Sigma'^2_3 + \mu'_{\sigma'_3 \sigma'_3} \sigma'^2_3.$$

Let us remark that if both $\mu'_{\Sigma'_1 \Sigma'_1} \mu'_{\sigma'_1 \sigma'_1}$ and $\mu'_{\Sigma'_3 \Sigma'_3} \mu'_{\sigma'_3 \sigma'_3}$ are positive, as it happens in our case, the quadratic part of the Hamiltonian represents a couple of harmonic oscillators.

It is now useful to perform a rescaling and introduce the polar coordinates,

$$\Sigma'_1 = \sqrt{2U_1/U_1^*} \cos(u_1), \quad \sigma'_1 = \sqrt{2U_1/U_1^*} \sin(u_1), \\ \Sigma'_3 = \sqrt{2U_3/U_3^*} \cos(u_3), \quad \sigma'_3 = \sqrt{2U_3/U_3^*} \sin(u_3), \quad (10)$$

where

$$U_1^* = \sqrt{\mu'_{\Sigma'_1 \Sigma'_1} / \mu'_{\sigma'_1 \sigma'_1}} \quad \text{and} \quad U_3^* = \sqrt{\mu'_{\Sigma'_3 \Sigma'_3} / \mu'_{\sigma'_3 \sigma'_3}}.$$

Thus, the quadratic part of the Hamiltonian is expressed in action-angle variables as

$$H_0 = \omega_{u_1} U_1 + \omega_{u_3} U_3,$$

where ω_{u_1} and ω_{u_3} are the frequencies of the angular variables u_1 and u_3 , respectively. Again, we use the shorthand notations $U = (U_1, U_3)$, $u = (u_1, u_3)$ and $\omega_u = (\omega_{u_1}, \omega_{u_3})$.

In these new coordinates, the transformed Hamiltonian can be expanded in Taylor–Fourier series and reads

$$H^{(0)}(U, u) = \omega_u \cdot U + \sum_{j>0} H_j^{(0)}(U, u), \quad (11)$$

where the terms H_j are homogeneous polynomials of degree $j/2 + 1$ in U , whose coefficients are trigonometric polynomials in the angles u .

Mathematically speaking, the Hamiltonian (11) describes a perturbed system of harmonic oscillators, where the perturbation is proportional to the distance from the equilibrium. We now aim to investigate the stability around this equilibrium in the light of Nekhoroshev theory, introducing the so-called *effective stability time*.

3.2 Effective stability via Birkhoff normal form

Following a quite standard approach, we first construct the Birkhoff normal form for the Hamiltonian (11) and then give an estimate of the stability time.

The Hamiltonian is in normal form at order r if

$$H^{(r)}(U, u) = Z_0(U) + \cdots + Z_r(U) + \sum_{s>r} \mathcal{R}_s^{(r)}(U, u), \quad (12)$$

where Z_s , for $s = 0, \dots, r$, is a homogeneous polynomial of degree $s/2 + 1$ in U and in particular is zero for odd s . The unnormalized remainder terms $\mathcal{R}_s^{(r)}$, for $s > r$, are homogeneous polynomials of degree $s/2 + 1$ in U , whose coefficients are trigonometric polynomials in the angles u .

It is well known, see e.g. Giorgilli (1988), that the Birkhoff normal form at any finite order r is convergent in some neighbourhood of the origin, but the analyticity radius shrinks to zero when the order $r \rightarrow \infty$. Therefore, we look for stability over a finite time, possibly long enough with respect to the lifetime of the system. More precisely, we want to produce quantitative estimates that allow us to give a lower bound of the stability time.

We pick two positive numbers R_1 and R_3 , and consider a polydisc $\Delta_{\varrho R}$ centred at the origin of \mathbb{R}^2 , defined as

$$\Delta_{\varrho R} = \{U \in \mathbb{R}^2 : |U_j| \leq \varrho R_j, \quad j = 1, 3\},$$

$\varrho > 0$ being a parameter. We consider a function

$$f_s(U, u) = \sum_{|l|=s+2, k \in \mathbb{Z}^2} f_{l,k} U^{l/2} \frac{\sin}{\cos}(k \cdot u),$$

which is a homogeneous polynomial of degree $s/2 + 1$ in the actions U and depends on the angles u . We define the quantity $|f_s|_R$ as

$$|f_s|_R = \sum_{|l|=s+2, k \in \mathbb{Z}^2} |f_{l,k}| R_1^{l_1/2} R_3^{l_2/2}.$$

Thus we get the estimate

$$|f(U, u)| \leq |f|_R \varrho^{s/2+1}, \quad \text{for } U \in \Delta_{\varrho R}, \quad u \in \mathbb{T}^2.$$

Given $U(0) \in \Delta_{\varrho_0 R}$, with $\varrho_0 < \varrho$, we have $U(t) \in \Delta_{\varrho R}$ for $t \leq T$, where T is the escape time from the domain $\Delta_{\varrho R}$. The Hamiltonian (12) is in Birkhoff normal form up to order r , thus we have

$$|\dot{U}| \leq |\{U, H^{(r)}\}| = \sum_{s>r} |\{U, \mathcal{R}_s^{(r)}\}| \leq d |\{U, \mathcal{R}_{r+1}^{(r)}\}|_R \varrho^{r/2+1},$$

with $d \geq 1$. In fact, after having set ϱ smaller than the convergence radius of the remainder series, $\mathcal{R}_s^{(r)}$ for $s > r$, the above inequality holds true for some value d .

The latter equation allows us to find a lower bound for the escape time from the domain $\Delta_{\varrho R}$, namely the time when physical librations exceed the given threshold,

$$\tau(\varrho_0, \varrho, r) = \frac{\varrho - \varrho_0}{d |\{U, \mathcal{R}_{r+1}^{(r)}\}|_R \varrho^{r/2+1}}, \quad (13)$$

which, however, depends on ϱ_0 , ϱ and r . We stress that ϱ_0 is the only physical parameter, being fixed by the initial data, while ϱ and r are left arbitrary. Indeed, the parameter ϱ_0 must be chosen in such a way that the domain $\Delta_{\varrho_0 R}$ contains the initial conditions of the system. In order to achieve an estimate of the escape time, $T(\varrho_0)$, independent of ϱ and r , we introduce

$$T(\varrho_0) = \max_{r \geq 1} \max_{\varrho > 0} \tau(\varrho_0, \varrho, r), \quad (14)$$

which is our best estimate of the escape time. We define this quantity as the *effective stability time*.

Table 1. Mercury’s physical parameters. See the beginning of Section 4 for detailed references for the parameters.

M	$1.988\,43 \times 10^{+30}$ kg
J_2	5.031×10^{-5}
C_{22}	8.088×10^{-6}
C/mR_c^2	3.49×10^{-1}
R_e	2439.7 km
m	$3.301\,04 \times 10^{23}$ kg
a	$5.790\,91 \times 10^{+7}$ km
e	$2.056\,30 \times 10^{-1}$
i	$1.500\,98 \times 10^{-1}$ rad
$\dot{\omega}$	$1.341\,18 \times 10^{-7}$ rad yr
$\dot{\Omega}$	$-5.233\,90 \times 10^{-8}$ rad yr
n	7.1229×10^{-2} rad yr

4 APPLICATION TO MERCURY

We now apply the algorithm described in the previous section to Mercury and evaluate the effective rotational stability time as a function of some relevant physical parameters.

The expansion of the Hamiltonian function and all the transformations needed to put the Hamiltonian in the form (11) have been done using the WOLFRAM MATHEMATICA software, while the high-order Birkhoff normal form, up to the order $r = 30$, has been computed via a specific algebraic manipulator, i.e. $X\dot{\rho}\nu\sigma\zeta$, see Giorgilli & Sansottera (2011).

In the actual calculations we take as reference values the physical parameters reported in Table 1, where M , m , R are taken from http://ssd.jpl.nasa.gov/?planet_phys_par, we use J_2 and C_{22} given in Smith et al. (2012), and C/mR_c^2 is obtained by Peale’s formula (or equation 7) on the basis of the data provided in Mazarico et al. (2014). Mean orbital elements (J2000) for a , e are taken from http://ssd.jpl.nasa.gov/txt/p_elem_t2.txt. Standish E. M. ‘Keplerian Elements for Approximate Positions of the Major Planets’, Solar System Dynamics Group, JPL. We use the value of the inclination defined with respect to the Laplace plane, $i = 8^\circ 6$, see e.g. Yseboodt & Margot (2006), instead of the ecliptic. Finally, we compute $\dot{\omega}$ ($\dot{\Omega}$) from the precession period of the perihelion (128 kyr), and the regression period of the ascending node (328 kyr), respectively. Since our results rely on a qualitative study we removed non-significant digits from Table 1.

In Fig. 2, we plot the logarithm of the effective rotational stability time of Mercury, $\log_{10}T(\varrho_0)$, versus the distance from the equilibrium, ϱ_0 . We recall that $\varrho_0 = 0$ corresponds to the Cassini state, while increasing values of ϱ_0 allow oscillations around the equilibrium point. The highest normalization order, namely $r = 30$, gives the best estimate. Nevertheless, already at order $r = 20$ we reach an effective stability time greatly exceeding the estimated age of the Universe, being of the order of 10^{10} , in a domain Δ_R that roughly corresponds to a libration of 0.1 rad. Since the actual librations of Mercury around exact resonance are smaller, we conclude that the spin-orbit coupling of Mercury in a 3:2 spin-orbit resonance is practically stable for the age of the Universe.

4.1 Sensitivity to physical parameters

In this section we investigate the dependency of the effective stability time on the following Mercury’s physical parameters: the polar moment of inertia, c , the precession rate of the perihelion argument, $\dot{\omega}$, the mean regression rate of the ascending node, $\dot{\Omega}$, the eccentricity e and the inclination i . Precisely, we consider 11 equally spaced different values of each parameter in the ranges

- (i) $c \in [0.3, 0.4]$;
- (ii) $\dot{\omega} \in [1 \times 10^{-7}, 2 \times 10^{-7}]$ (rad d⁻¹) ;
- (iii) $\dot{\Omega} \in [-9 \times 10^{-8}, -4 \times 10^{-8}]$ (rad d⁻¹) ;
- (iv) $e \in [0, 0.4]$;
- (v) $i \in [0.05, 0.2]$ (rad) .

The ranges are chosen in order to include possible variations of the orbital elements due to planetary perturbations, see e.g. Laskar (2008). The choice for polar moment of inertia c is motivated to include a variety of possible interior structure models, from a thin shell to a homogenous sphere.

For each choice of parameters we compute the effective stability time (14) using the procedure outlined above. As a by-product we also compute numerically the equilibrium point Σ^* using equation (6). From equation (1) we then get the corresponding value of the inertial obliquity, namely K_* , from which we obtain the observable obliquity defined as $\varepsilon_* = K_* - i$. For testing purpose we cross-check ε_* with solutions directly obtained from equation (7). We notice that the knowledge of specific values of ε for different given parameters allows us to relate the information about the stability time with observations, i.e. the current observed value for Mercury $\varepsilon = 2.06$ arcmin. We present our results by means of contour plots, see Figs 3–12. In each plot we report the logarithm of the estimated stability time, $\log_{10}T$, in colour-code: blue (bottom of colour legend) represents the smallest stability time; yellow (top of colour legend) refers to the largest one. We mark the actual position of Mercury, in the parameter space, by a black dot. In addition, we draw a white curve through the sub-space of parameters that lead to $\varepsilon = 2.06$ arcmin. This curve turns out to be smooth and in perfect agreement with the one obtained directly from equation (7). On its basis we also plot (dashed, black) contour-curves corresponding to $\varepsilon = 2.06$ arcmin ± 5 per cent in order to investigate the sensitivity of ε on the parameters.

The qualitative description of our results concerning the stability time is as follows:

- (i) the stability time is mostly influenced by the inclination as we can see from Figs 3 to 6;
- (ii) the stability time is only moderately influenced by changing the following parameters: the polar moment of inertia (see Figs 7–8), the mean regression rate of the ascending node (see Figs 7 and 9), and the eccentricity (see Figs 10–12);
- (iii) the precession rate of the perihelion argument does not seem to play a major role on the stability time as we can see in Fig. 8 or 12.

We now discuss in more detail the relations of the stability time, T , and of the equilibrium obliquity, ε_* , on specific system parameters and only summarize in Table 2 the outcome of our computations, where we report the ranges of the effective stability time and obliquity, for all the different choices of the parameters.

The stability times, in Figs 3–6, increase from 10^{12} to 10^{32} yr for increasing inclination in the range $0.05 \leq i \leq 0.2$, and are only marginally influenced by the parameters on the abscissae. The obliquities turn out to increase for increasing $|\dot{\Omega}|$ and i in Fig. 3 (the largest value of ε is found in the upper-left corner). In Fig. 4, the values for ε increase for decreasing e and increasing i (being again largest in the upper-left corner). Obliquities do increase for increasing c and i in Fig. 5, while ε stays constant for varying $\dot{\omega}$ in Fig. 6 but increases again for increasing i .

The strong influence of the orbital inclination of Mercury is also present in the obliquity ranges (see Table 2): for small i we find 0.52 arcmin $\leq \varepsilon \leq 0.68$ arcmin while for large i we find

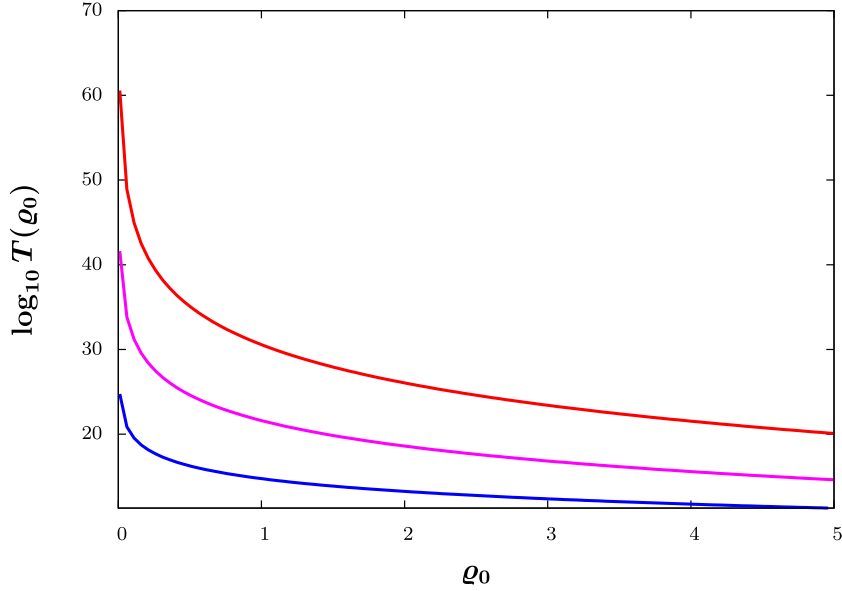


Figure 2. Estimated effective stability time, $T(\rho_0)$, versus normalized distance from the equilibrium point, ρ_0 . The time unit is the year. The three lines correspond (from bottom to top) to three different normalization orders: $r = 10$ (blue), $r = 20$ (pink) and $r = 30$ (red).

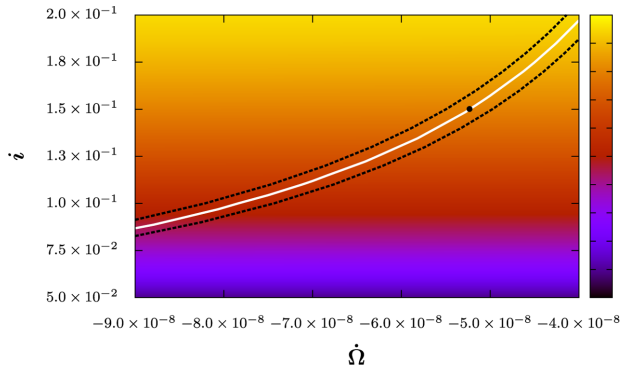


Figure 3. Stability time: $\dot{\Omega}$ versus i (see text for more details).

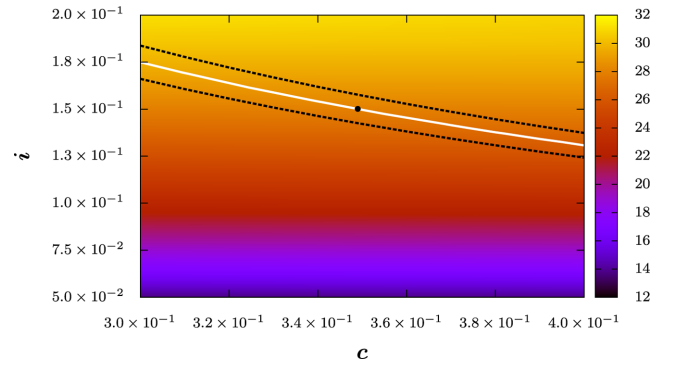


Figure 5. Stability time: c versus i (see text for more details).

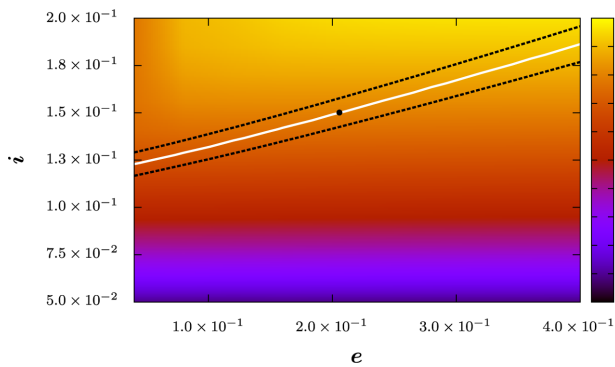


Figure 4. Stability time: e versus i (see text for more details).

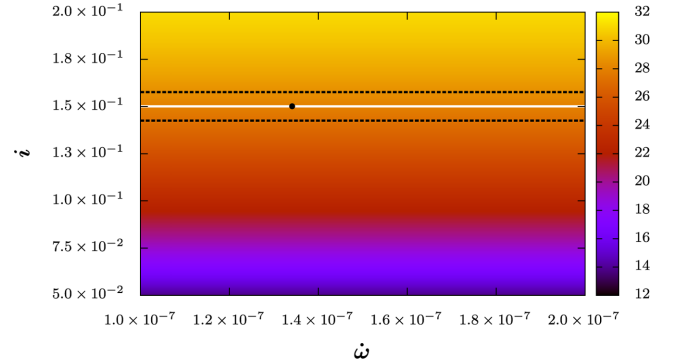


Figure 6. Stability time: $\dot{\omega}$ versus i (see text for more details).

$2.73 \text{ arcmin} \leq \varepsilon \leq 4.72 \text{ arcmin}$. The effect of the parameters on the abscissae generally turn out to be small compared to changes in inclinations. For the remaining cases, the stability time ranges from $\log_{10} T = 26.80$ (large c and small e) to $\log_{10} T = 28.02$ (large c and large $|\dot{\Omega}|$). For these cases the smallest ε are still two to three times larger than for the previous one (ranging from 1.27 to 1.77 arcmin) while the maxima turn out to be of the same order as before (ranging from 2.36 to 4.54 arcmin).

We remark that the role of inclination i on the stability time is related to the role of ε and K through the relationship $\varepsilon = K - i$. The application of formula (7) for constant parameters of Mercury, but varying i , shows that with increasing i we find increasing ε . Making use of formula (7) again, we find larger ε for larger values of c , $\dot{\omega}$ and $\dot{\Omega}$ (keeping all remaining parameters constant). We carefully checked in Figs 3–9 that maxima of the stability time correspond to maxima of obliquity ε . Moreover, we find that inclination i most

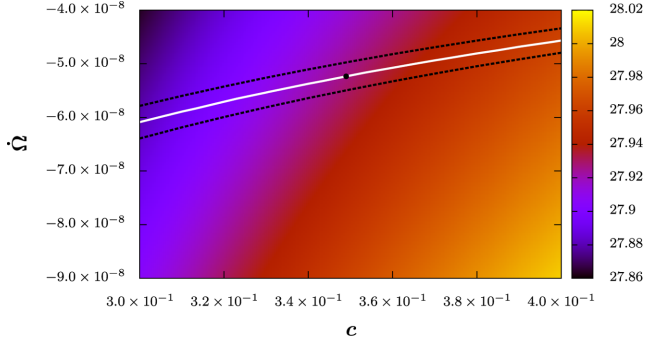


Figure 7. Stability time: c versus $\dot{\Omega}$ (see text for more details).

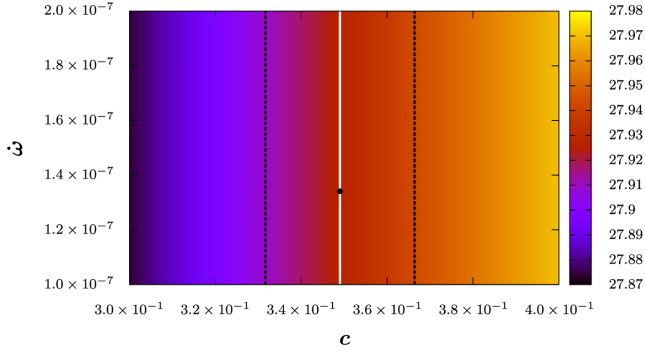


Figure 8. Stability time: c versus $\dot{\omega}$ (see text for more details).

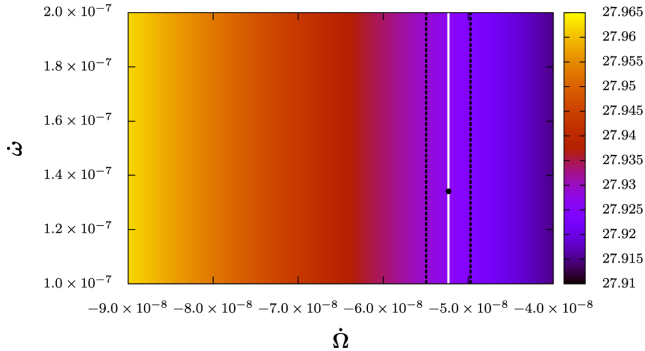


Figure 9. Stability time: $\dot{\Omega}$ versus $\dot{\omega}$ (see text for more details).

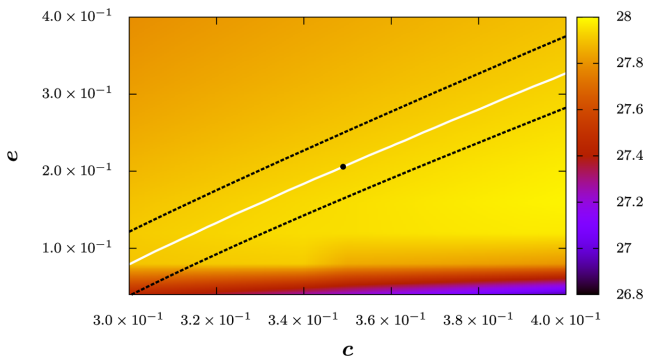


Figure 10. Stability time: c versus e (see text for more details).

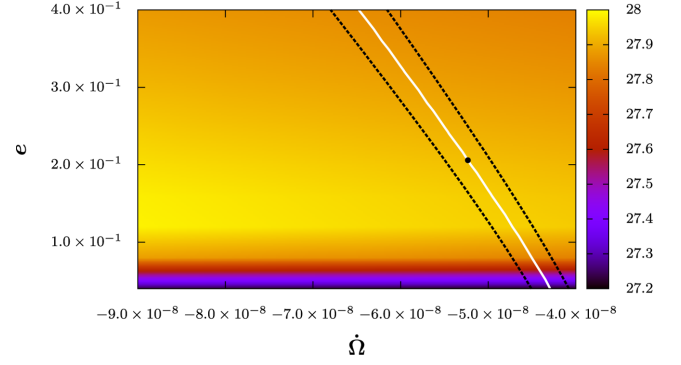


Figure 11. Stability time: $\dot{\Omega}$ versus e (see text for more details).

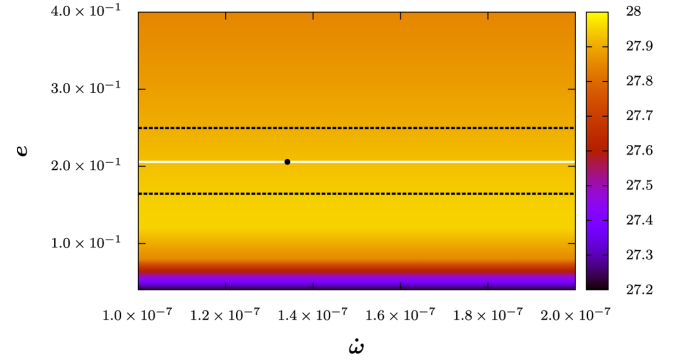


Figure 12. Stability time: $\dot{\omega}$ versus e (see text for more details).

effectively increases obliquity ε in equation (7) being consistent with our result. Contrary, the role of e on the stability time is different: we find better stability for special values of e within $0.085 \leq e \leq 0.1$ (see Figs 10–12). Moreover, increasing e gives smaller ε from equation (7). We conclude that not only the role of e on the realization of the 3:2 resonance is special, but e has a special role on the stability of the resonance too.

Let us stress that the role of the eccentricity e is quite subtle: a non-zero value is needed in order to ensure the existence of a 3:2 resonance, but the eccentricity plays also the role of a perturbing parameter. In our study we assume that Mercury is placed in its actual position, thus close to the 3:2 resonance, and just change the value of the eccentricity, focusing only on the perturbation character of the parameter.

5 CONCLUSIONS AND OUTLOOK

We have investigated, analytically, the non-linear stability of Mercury's 3:2 spin-orbit resonance. In particular, we have shown that Mercury is currently placed in a very stable position in the parameter space. Our study produces a strong bound on the longitudinal and latitudinal librations over long, but finite times: we find that libration widths up to 0.1 rad stay bound for times exceeding the age of the Universe.

However, from the results presented in the previous section, Mercury does not seem to occupy the most stable configuration. Indeed, increasing the polar moment of inertia, c , and the inclination, i , or increasing the mean regression rate of the ascending node $|\dot{\Omega}|$ allows us to get better estimates.

Our conclusions are valid on the basis of parameters that are relevant for Mercury. The possible instability of spin-orbit resonances, induced by non-linear perturbations, has been shown in e.g. Pavlov

Table 2. Summary of stability times and obliquity ranges for different parameter sets used to obtain Figs 3–12.

Set	ε_{\min} (arcmin)	ε_{\max} (arcmin)	$\log_{10}T_{\min}$ (yr)	$\log_{10}T_{\max}$ (yr)
$\dot{\Omega} \times i$:	0.52	4.72	12.00	32.00
$e \times i$:	0.55	3.49	12.00	32.00
$c \times i$:	0.59	3.13	12.00	32.00
$\dot{\omega} \times i$:	0.68	2.73	12.00	32.00
$c \times \dot{\Omega}$:	1.35	4.07	27.86	28.02
$c \times \dot{\omega}$:	1.77	2.36	27.87	27.98
$\dot{\Omega} \times \dot{\omega}$:	1.57	3.55	27.91	27.96
$c \times e$:	1.42	3.02	26.80	28.00
$\dot{\Omega} \times e$:	1.27	4.54	27.20	28.00
$\dot{\omega} \times e$:	1.66	2.63	27.20	28.00

& Maciejewski (2003), Breiter et al. (2005) and Celletti & Voyatzis (2010). In the latter study, the authors find that the motion close to the 3:2 resonance, in the symmetric case ($A = B$), is essentially regular, while a chaotic layer may appear increasing the asymmetry parameter ($S \equiv (B - A)/C$) and the eccentricity e .

In our computations we have, at most, $S \simeq 10^{-4}$ for $c = 0.3$. Thus, our analytic estimates of the effective stability time are in complete agreement with the results in Celletti & Voyatzis (2010). In fact, our value of S is one order of magnitude smaller compared to the chaotic region numerically determined.

The regularity of the motion of Mercury has also been confirmed in Pavlov & Maciejewski (2003), where the authors find a soft transition from a stable periodic motion to the unstable one in the 3:2 spin-orbit resonance. The authors also give an upper estimate for the ellipticity ($d_{\text{cr}} = 3(B - A)/C$) of Mercury: $d_{\text{cr}} \simeq 0.19626$. Again, in our application, the ellipticity lies well beyond d_{cr} .

It is interesting to note that, in our study, the role of the precession rate of the perihelion argument, $\dot{\omega}$, and the eccentricity, e , on the 3:2 resonance stability is smaller compared to the one of $\dot{\Omega}$ and c . This result should be worthwhile to be investigated further.

Our study is based on a simplified model where the orbital ellipse of Mercury is kept constant, but precessing in the node and perihelion. Additional perturbations that may act on semimajor axis, orbital eccentricity and inclination may induce further perturbations on the rotational motion of Mercury. Furthermore, it would be interesting to extend our study to be able to include internal effects.

ACKNOWLEDGEMENTS

We thank Benoît Noyelles for interesting comments and discussions. This work took benefit from the financial support of the contract Prodex CR90253 from BELSPO.

REFERENCES

Beletskii V. V., 1972, *Celest. Mech.*, 6, 356
 Benettin G., Fasso F., Guzzo M., 2004, *Commun. Math. Phys.*, 250, 133
 Birkhoff G., 1927, *Dynamical Systems*. American Mathematical Society, New York
 Bouquillon S., Kinoshita H., Souchay J., 2003, *Celest. Mech. Dyn. Astron.*, 86, 29
 Breiter S., Melendo B., Bartczak P., Wytrzyśszczak I., 2005, *A&A*, 437, 753
 Celletti A., Chierchia L., 2000, *Celest. Mech. Dyn. Astron.*, 76, 229

Celletti A., Lhotka C., 2014, *Commun. Nonlinear Sci. Numer. Simul.*, 19, 3399
 Celletti A., Voyatzis G., 2010, *Celest. Mech. Dyn. Astron.*, 107, 101
 Colombo G., 1966, *AJ*, 71, 891
 Colombo G., Shapiro I. I., 1966, *ApJ*, 145, 296
 Correia A. C. M., Laskar J., 2004, *Nature*, 429, 848
 D’Hoedt S., Lemaître A., 2004, *Celest. Mech. Dyn. Astron.*, 89, 267
 Giorgilli A., 1988, *Ann. Inst. Henri Poincaré*, 48, 423
 Giorgilli A., Sansottera M., 2011, *Workshop Ser. Asociacion Argentina Astron.*, 3, 147
 Giorgilli A., Locatelli U., Sansottera M., 2009, *Celest. Mech. Dyn. Astron.*, 104, 159
 Giorgilli A., Locatelli U., Sansottera M., 2010, *Rend. Ist. Lomb. Accad. Sci. Lett.*, 143, 223
 Henrard J., Lemaître A., 2005, *AJ*, 130, 2415
 Henrard J., Schwanen G., 2004, *Celest. Mech. Dyn. Astron.*, 89, 181
 Laskar J., 2008, *Icarus*, 196, 1
 Lemaître A., D’Hoedt S., Rambaux N., 2006, *Celest. Mech. Dyn. Astron.*, 95, 213
 Lhotka C., 2013, *Celest. Mech. Dyn. Astron.*, 115, 405
 Margot J. L., Peale S. J., Jurgens R. F., Slade M. A., Holin I. V., 2007, *Science*, 316, 710
 Margot J.-L. et al., 2012, *J. Geophys. Res. (Planets)*, 117, E00L09
 Mazarico E., Genova A., Goosens S., Lemoine F., Neumann G., Zuber M., Smith D., Solomon S., 2014, *J. Geophys. Res.: Planets*, 119, 2417
 Nekhoroshev N. N., 1977, *Russ. Math. Surv.*, 32, 1
 Nekhoroshev N. N., 1979, *Tr. Sem. Petrovsk.*, 5, 5
 Noyelles B., Lhotka C., 2013, *Adv. Space Res.*, 52, 2085
 Noyelles B., Lemaître A., Vienne A., 2008, *A&A*, 478, 959
 Noyelles B., Dufey J., Lemaître A., 2010, *MNRAS*, 407, 479
 Noyelles B., Frouard J., Makarov V. V., Efroimsky M., 2014, *Icarus*, 241, 26
 Pavlov A. I., Maciejewski A. J., 2003, *Astron. Lett.*, 29, 552
 Peale S. J., 1969, *AJ*, 74, 483
 Peale S. J., 1976, *Nature*, 262, 765
 Peale S. J., 1981, *Icarus*, 48, 143
 Peale S. J., 2005, *Icarus*, 178, 4
 Sansottera M., Locatelli U., Giorgilli A., 2013, *Math. Comput. Simul.*, 88, 1
 Sansottera M., Lhotka C., Lemaître A., 2014, *Celest. Mech. Dyn. Astron.*, 119, 75
 Smith D. E. et al., 2012, *Science*, 336, 214
 Ward W. R., 1975, *AJ*, 80, 64
 Yseboodt M., Margot J.-L., 2006, *Icarus*, 181, 327

This paper has been typeset from a $\text{\TeX}/\text{\LaTeX}$ file prepared by the author.