

## **Quinoa bitterness: causes and solutions for improving product acceptability**

Running title: Quinoa bitterness: causes and solutions

Diego Suárez-Estrella<sup>1</sup>, Luisa Torri<sup>2</sup>, Maria Ambrogina Pagani<sup>1</sup>, Alessandra Marti<sup>1\*</sup>

<sup>1</sup> Department of Food, Environmental and Nutritional Sciences (DeFENS), Università degli Studi di Milano, Via G. Celoria 2, Milan 20133, Italy

<sup>2</sup> University of Gastronomic Sciences, Piazza Vittorio Emanuele 9, 12060 Bra, CN, Italy

\*corresponding author:

[alessandra.marti@unimi.it](mailto:alessandra.marti@unimi.it)

1 **Abstract**

2 Awareness of the several agronomic, environmental, and health benefits of quinoa has led to a  
3 constant increase in its production and consumption not only in South America - where it is a native  
4 crop – but also in Europe and the United States. However, producing wheat or gluten-free based  
5 products enriched with quinoa alters some quality characteristics, including sensory acceptance.  
6 Several anti-nutritional factors such as saponins are concentrated in the grain pericarp. These bitter  
7 and astringent substances may interfere with the digestion and absorption of various nutrients.  
8 Developing processes to decrease or modify the bitterness of quinoa can enhance palatability and  
9 thus consumption of quinoa. In addition to the production of sweet varieties of quinoa, other processes  
10 have been proposed. Some of them (i.e. washing, pearling and the combination of the two) have a  
11 direct effect on saponins, either by solubilisation and/or the mechanical removal of seed layers.  
12 Others, such as fermentation or germination, are able to mask the bitterness with aroma compounds  
13 and/or sugar formation. This review presents the major sources of the undesirable sensory attributes  
14 of quinoa, included bitterness, and various ways of counteracting the negative characteristics of  
15 quinoa.

16 **Keywords** Quinoa; bitterness; saponins; washing; pearling

## INTRODUCTION

1  
2 Quinoa (*Chenopodium quinoa* Willd.) is a dicotyledonous plant belonging to the  
3 *Chenopodiaceae* family and is widespread in Latin America, particularly in South  
4 America where the crop had its origin 5000 years ago,<sup>1</sup> on the present Peruvian and  
5 Bolivian border near Titicaca lake. In ancient times, native South American populations  
6 used this grain in their daily diet as their main food. In 1989, the National Academy of  
7 Sciences of the United States includes quinoa as one of the best sources of protein in  
8 the vegetal kingdom.<sup>2</sup> Moreover, in the last few years, there has been a global re-  
9 evaluation of this crop, in light of numerous traits that make quinoa a sustainable and  
10 healthy grain. In fact, the 66<sup>th</sup> session of the General Assembly to the United Nations  
11 declared 2013 as the International Year of Quinoa, citing the potentially significant  
12 contribution of quinoa in the fight against hunger and malnutrition. Indeed, quinoa is  
13 one of the best alternatives to the global need to increase the dietary intake of plant  
14 proteins with high nutritional value for greater sustainability, safety and nutritional  
15 benefits.<sup>3</sup>

16 Awareness of the health benefits of quinoa, reflected in the growing number of gluten-  
17 free and vegetarian/vegan dieters, might account for the on-going global expansion of  
18 quinoa production, that increased by 60% from 2013 to 2014 (FAO; [www.fao.org](http://www.fao.org)).  
19 Moreover, the last few years have been characterized by a proliferation of research on  
20 quinoa from various perspectives (e.g. agriculture, environmental impact, nutrition, food  
21 production, etc.). A systematic review of the scientific literature of the last 10 years  
22 using “quinoa” as a search term resulted in the identification of about 930 scientific  
23 papers (Figure 1A). It is worth mentioning that the number of contributions has doubled  
24 in the last five years, highlighting the growing interest in this topic. Almost 50% of the  
25 contributions (Figure 1B) fall into the “food science/chemistry/nutrition” categories of  
26 research, with about 40% of them dealing with agricultural and agronomic aspects of  
27 quinoa. Fourteen of the articles are reviews containing “quinoa” in their titles, and a

29 summarized in Table 1. Most concern agronomic and nutritional aspects of the “golden  
30 grain”, while, others are dedicated to the development of food products, including  
31 bread, pasta, snacks and cookies, enriched with quinoa to improve their nutritional  
32 properties. However, in South America it’s the whole seed of quinoa that is mainly used  
33 and generally cooked like rice to be used in soups, salads, and stews.<sup>4</sup>

34 Producing quinoa-enriched wheat- or gluten-free based products alters several quality  
35 attributes according to Wang and Zhu.<sup>17</sup> Among these, sensory acceptance is the most  
36 critical factor in ensuring the consumption of quinoa and its successful use in food  
37 products. In this context, the presence of bitter compounds in quinoa limits its  
38 consumption, despite its numerous nutritional benefits. Developing processes to  
39 decrease or modify the bitterness of quinoa serve to enhance palatability. Such  
40 processing involves washing, pearling, and biotechnological treatments. This review  
41 presents the major sources of the undesirable sensory attributes of quinoa; the various  
42 approaches for counteracting the negative perception of quinoa consumption are also  
43 discussed.

#### 44 **AGRONOMIC, COMPOSITIONAL AND NUTRITIONAL BENEFITS**

45 From a botanical and agronomic standpoint, quinoa can be characterized using the  
46 terms “biodiversity” and “sustainability”, two keywords of the 21<sup>st</sup> century denoting  
47 qualities that make this crop one of the best alternative and resistant grain with respect  
48 to current climate change. Its environmental adaptability and efficient water utilization  
49 make it an excellent substitute for traditional cereals, especially in marginal areas.<sup>5,19,20</sup>

50 Despite its mountain origin, research indicates it can be grown from sea level to  
51 altitudes over 4000 meters with large yield ranges (from 0.32 to 9.83 t ha<sup>-1</sup>).<sup>21</sup>

52 Moreover, the quinoa plant is able to grow under stress conditions of temperature (from  
53 -5 °C to 38 °C, with optimal temperatures ranging from 15 °C to 20 °C), relative  
54 humidity (40% - 88%), drought and water availability (from 50 mm up to 2000 mm year<sup>-1</sup>)

56 diversity, its exceptional tolerance to drought and salinity, and the crop's ecological  
57 advantages have been extensively reviewed by Ruiz *et al.*<sup>9</sup>

58 Concerning biodiversity, quinoa presents a wide genetic variability in terms of forms,  
59 size, color and grain composition. Originally quinoa classification was made according  
60 to the color of the plant and fruits, in fact seed color can range from white to grey and  
61 black, but varieties exhibiting a yellow, rose, red, purple or violet color are also found;  
62 sometimes, with several of them present on the same panicle. Betalains are the most  
63 relevant phytochemicals present in quinoa grains and are responsible for their color.  
64 They are classified into yellow betaxanthins and violet betacyanins; the joint presence  
65 of both types of pigments makes the orange and red shades that coexist in nature with  
66 the pure yellow and violet colors. The presence of betalains is correlated with high  
67 antioxidant and free radical scavenging activities.<sup>23,24</sup> Violet, red and yellow quinoa  
68 grain extracts show remarkable antioxidant activity in comparison with the white and  
69 black one. The highest activity was observed in the red-violet varieties containing both  
70 betacyanins and betaxanthins, with remarkable activity also in the yellow varieties,  
71 where dopaxanthin is a significant constituent.<sup>23</sup>

72 The potential health benefits of quinoa have been extensively reviewed in recent years  
73 (Table 1). It was reported that one serving of quinoa (about 40 g) meets an important  
74 part of daily requirements for essential nutrients and health-improving compounds.<sup>16</sup> In  
75 particular, the high amount of lysine - the limiting amino acid in all cereals - makes  
76 quinoa unique among grains.<sup>13,25</sup> It can be used not only as a highly nutritious source of  
77 proteins but also as source of minerals and antioxidants, such as phenolic compounds.  
78 High dietary fiber and stable polyunsaturated fatty acids increase its potential to treat  
79 obesity, hypercholesterolemia and cardiovascular disorders.<sup>11,12</sup> Quinoa is tolerable  
80 and acceptable to people with celiac disease and/or gluten intolerance. Indeed,  
81 although several varieties (Ayacuchana, Pasankalla, LP-4B and Witulla) have celiac-

83 considerably lower than the level required for gluten-free products (20 mg kg<sup>-1</sup>).<sup>27</sup>  
84 Finally, it has been suggested that quinoa could contain a significant amount of rapidly  
85 digestible starch fraction,<sup>28</sup> likely due to smaller starch granules (1.2 to 2.66 μm),  
86 indicating that careful formulation and processing of quinoa products would be needed  
87 for glycemic index management. However, to the best of our knowledge, the available  
88 information on enzymatic susceptibility of quinoa starch refers to pure starch or to  
89 uncooked samples, neglecting the role of other components and/or cooking processes  
90 on starch hydrolysis kinetics. *In-vivo* studies showed that about one cup of cooked  
91 quinoa (or 150 g) has a glycemic index score of 53, which is considered low.<sup>29</sup> *In-vitro*  
92 studies on gluten-free bread demonstrated that quinoa-enriched products had a  
93 significantly lower glycemic index than white wheat bread due to its lower content of  
94 total available carbohydrates.<sup>30</sup> However, gluten-free bread made with quinoa indicated  
95 higher starch digestibility compared to bread from other gluten-free grains (i.e.  
96 buckwheat, sorghum and teff),<sup>30</sup> although these findings need to be confirmed by *in*  
97 *vivo* studies.

## 98 **SENSORY PROPERTIES AND ACCEPTABILITY OF QUINOA FOOD PRODUCTS**

99 As already mentioned, the boom in gluten-free, vegan and vegetarian diets reflects the  
100 increase in quinoa consumption even outside producer countries. In the Occident,  
101 quinoa seeds are mainly used in salads, whereas quinoa flour is mixed with other  
102 gluten-free grains for making bread, pasta, and cookies.<sup>17</sup> The following section will  
103 summarize consumer perception of its sensory attributes and consumer acceptance of  
104 quinoa-containing foods in the past 10 years.

### 105 **Grains**

106 We know of only one study dealing with the sensory analysis of quinoa grains.<sup>31</sup> The  
107 results of this study showed a wide range of sensorial characteristics. For example, a

109 whereas attributes such as pasty, sticky and cohesive were negative. Preference  
110 seemed to be influenced not only by the sensory properties of the grain but also by the  
111 consumer's familiarity with quinoa. Those whose diets consisted of 750 g kg<sup>-1</sup> to 1000 g  
112 kg<sup>-1</sup> of organic foods scored significantly higher for all quinoa varieties than those who  
113 consumed 0 to 250 g kg<sup>-1</sup>.<sup>31</sup>

#### 114 **Bread**

115 Quinoa has been used in bread-making as a partial substitute for wheat or rice flour in  
116 varying amounts. Quinoa-enriched bread has typically been prepared using whole  
117 quinoa seeds, flakes or flour.

118 Despite a slightly bitter taste, wheat-based bread with up to 200 g kg<sup>-1</sup> of dehulled and  
119 washed quinoa seeds were judged to be fully acceptable to the taste, with a very  
120 pleasant aroma and flavour.<sup>32</sup> These positive results were subsequently confirmed for  
121 bread with higher levels (300 and 400 g kg<sup>-1</sup>) of similarly treated quinoa seeds.<sup>33</sup>

122 Using quinoa flakes in bread-making has also been investigated and no significant  
123 differences were revealed for appearance, colour, texture, flavour, taste, porosity and  
124 overall acceptability when up to 200 g kg<sup>-1</sup> of quinoa had been added.<sup>34</sup>

125 Although the positive results found using quinoa seeds and flakes as bread  
126 ingredients, using quinoa flour often opposed sensory problems.

127 The 60 g kg<sup>-1</sup> substitution of wheat flour with quinoa flour for bread was considered  
128 acceptable.<sup>35</sup> Adding texturing ingredients, such as whey, was efficacious in  
129 guaranteeing the acceptability of wheat bread fortified with 150 g kg<sup>-1</sup> quinoa flour. On  
130 the contrary, adding 200 g kg<sup>-1</sup> of quinoa made the bread less acceptable, due to its  
131 slight bitterness.<sup>36</sup> Another study demonstrated that acceptability significantly  
132 decreased for samples with 500 and 1000 g kg<sup>-1</sup> of quinoa flour, even if the quinoa

134 kg<sup>-1</sup> quinoa flour induced the perception of a strong pea-like odour and of cooked  
135 potato and mould aromas, mainly responsible for moderate overall disliking.<sup>38</sup> Using  
136 sourdough fermented with *Lactobacillus plantarum*<sup>39</sup> or *Weissella cibaria*<sup>40</sup> did not  
137 improve the sensory characteristics of quinoa bread, while with *Lactobacillus plantarum*  
138 T6B10 and *Lactobacillus rossiae* T0A16 a wheat bread with improved crust and crumb  
139 colour, saltiness, acid flavour and taste, and overall positive taste attributes was  
140 made<sup>41</sup>. Good palatability and overall acceptable taste were obtained with sourdough  
141 fermentation of quinoa flour, also when blended with flours from other pseudo-cereals  
142 (i.e. amaranth and buckwheat) and pulses (i.e. chickpea).<sup>42</sup>

143 Quinoa flour can also replace rice flour in gluten-free formulations. Substitution levels  
144 in the range of 300 – 1000 g kg<sup>-1</sup> increased acceptability in terms of crust and crumb  
145 color and appearance, in comparison with acceptance scores for 1000 g kg<sup>-1</sup> rice flour  
146 reference bread.<sup>43</sup> Overall, a substitution level equal to 300 g kg<sup>-1</sup> of quinoa flour was  
147 considered suitable to avoid negative aroma and taste and guarantee an overall  
148 acceptability comparable to that obtained for the control rice bread.<sup>43,44</sup> Conversely,  
149 other studies showed that 500 g kg<sup>-1</sup> quinoa flour increased crumb softness and  
150 cohesiveness of rice-based breads, without adversely affecting sensory properties.<sup>45</sup>  
151 As expected, the removal of bran components largely decreased bitterness and off-  
152 flavour in white quinoa breads, compared to whole quinoa samples.<sup>46</sup> Indeed, as  
153 mentioned elsewhere, saponins – which are responsible for quinoa bitterness – are  
154 mainly located in the bran. Therefore, only addition of 100 g kg<sup>-1</sup> of quinoa bran to rice  
155 and corn bran resulted in improved appearance, and reduced crumb firmness, without  
156 compromising taste, whereas higher quantities (200, 300 and 400 g kg<sup>-1</sup>) increased  
157 bitterness and off-flavours.<sup>47</sup>

## 158 **Pasta**

159 Information regarding the effect of quinoa on the sensory properties of pasta products



161 that 70% of consumers declared they would probably or certainly buy the product.<sup>48</sup> A  
162 similar quinoa enrichment resulted in a product with lower firmness but similar  
163 adhesiveness and bulkiness than the control (1000 g kg<sup>-1</sup> amaranth).<sup>49</sup> A higher  
164 percentage of quinoa (250 g kg<sup>-1</sup>) in a gluten-free formulation received lower liking  
165 scores than wheat noodles, for the attributes evaluated before (i.e. surface  
166 smoothness, appearance, and colour) or after (i.e. taste, odour, colour and overall  
167 acceptability) cooking.<sup>50</sup> However, the acceptability of the quinoa-based product was  
168 high when containing chick-pea or soy flour compared to other gluten-free  
169 formulations.<sup>51</sup>

## 170 **Cookies**

171 Several studies reported the impact of quinoa on cookie acceptability, however with  
172 contrasting results, whether for wheat-based or gluten-free products. As expected, low  
173 quinoa enrichment levels (< 100 g kg<sup>-1</sup>) did not affect the sensory acceptability of  
174 cookies made primarily from wheat flour, but a slightly higher substitution level (150 g  
175 kg<sup>-1</sup>) reduced flavour, taste and overall acceptability.<sup>52</sup> However, quinoa cookies were  
176 still acceptable, and similar results were observed by Pagamunici *et al.*<sup>53</sup> In gluten-free  
177 formulations, the presence of quinoa positively affected overall acceptance and  
178 purchase intention.<sup>54</sup>

## 179 **BITTER COMPOUNDS IN QUINOA**

180 Various compounds with diverse structures (i.e. amino acids and peptides, esters and  
181 lactones, phenols and polyphenols, flavonoids and terpenes) are responsible for  
182 bitterness in foods and multiple mechanisms have been described for the perception of  
183 bitterness.<sup>55</sup> The most common bitter compounds in quinoa and the key mechanisms  
184 leading to bitterness are summarized in Table 2 and described in the following section.  
185 The bitterness of quinoa has always been associated with the presence of saponins in

187 the threshold for human perception of bitterness. Very little work has focused on the  
188 role of polyphenols and other compounds on the bitter taste or aftertaste of quinoa  
189 seeds and its products.

## 190 **Saponins**

191 Saponins are a class of natural compounds produced by some plants for protection  
192 against harmful microorganisms, birds and insects.<sup>66</sup> Saponins are present in legumes  
193 (such as soybeans, broad beans, chickpeas, peas, etc.)<sup>67,68</sup> and some vegetables (as  
194 spinach, lettuce, cauliflower, mustard, asparagus).<sup>69,70</sup> Regarding grains, only oats<sup>67</sup>  
195 and quinoa exhibit detectable amounts of saponins.<sup>71</sup> In quinoa, these compounds are  
196 mainly located in the husk and the quantity therein – which is greatly influenced by the  
197 environment, climate conditions and genotype<sup>5,72,73</sup> - varies from 0.1 mg g<sup>-1</sup> to about 50  
198 mg g<sup>-1</sup>.<sup>74</sup> Indeed, “bitter” varieties (with a saponin content higher than 1.1 mg g<sup>-1</sup>), are  
199 more resistant to pests than “sweet” varieties.<sup>5,75</sup> As will be extensively discussed later  
200 on in this paper, the bitter taste is recognizable in samples having an amount of  
201 saponin greater than 1.1 mg g<sup>-1</sup>.<sup>56</sup>

202 Saponin molecules are characterized by the presence of a non-polar aglycone (or  
203 sapogenin), bonded to one or more carbohydrate chains.<sup>58,76</sup> Quinoa contains only  
204 triterpene saponins,<sup>77-79</sup> which can be classified according to the number of  
205 carbohydrate chains linked to aglycone.<sup>58</sup> The saccharide chains of saponins assure  
206 high hydrophilic properties, whereas the sapogenins (formed only by the triterpene  
207 fraction) exhibit lipophilic traits. Hence, the amphiphilic properties of saponins assure  
208 high solubility both in polar and non-polar solvents.

209 Detailed information about the chemical and structural characteristics of quinoa  
210 saponins are presented in comprehensive reviews.<sup>58,76,80</sup>

211 Although the majority of studies report around 20 saponins in quinoa,<sup>78,79</sup> Madl *et al.*<sup>78</sup>  
212 refer to 87 triterpene saponins. More recently, Jarvis *et al.*<sup>73</sup> identified 43 different  
213 saponins in a variety used as a reference.

214 Several studies have focused on the chemical and biological properties of  
215 saponins,<sup>58,76,81</sup> highlighting their complexity and controversial biological role. Indeed,  
216 quinoa extracts containing saponins have been exploited in numerous traditional and  
217 industrial applications for their foaming and bioactive properties but, usually, saponins  
218 in foods have traditionally been considered as anti-nutritional factors, as stated by  
219 Güçlü-Ustündağ and Mazza.<sup>76</sup> However, the consequences of long term consumption  
220 of saponins for human health are still unknown.<sup>82</sup>

221 The anti-nutritional properties of saponins have been investigated in several  
222 studies.<sup>14,83</sup> The main negative effects associated with consumption of foods rich in  
223 saponins are the decrease in mineral and vitamin bioavailability,<sup>84-86</sup> the damage to  
224 small intestine mucous cells due to the alteration of their membrane permeability, and  
225 the decrease in food conversion efficiency.<sup>82</sup> The chemical structure of quinoa  
226 saponins strictly influences their biological activities,<sup>58</sup> e.g. the carbohydrate chain  
227 attached at C3 of the terpenic fraction is usually critical for both membrane  
228 permeabilization and antifungal properties<sup>58,79</sup> and their toxicity depends on the saponin  
229 type and on the sensitivity of the recipient organism,<sup>83</sup>

230 Nowadays, saponins are considered bioactive, health-promoting compounds, with  
231 many interesting nutritional characteristics as a result of their hypocholesterolemic,  
232 analgesic, antiallergic and antioxidant activities.<sup>76,79</sup> In any case, as already mentioned,  
233 the bitter taste associated with saponins greatly limits the use of quinoa as food.

#### 234 ***Phenolic compounds***

235 Phenolic compounds constitute a group of important components to bitterness in cereal  
236 products.<sup>60</sup> Free phenolic compounds are the most flavour-active because they adhere  
237 to taste receptors.<sup>60</sup> However, studies on bread and crackers suggest that the bound  
238 fraction of phenolic acids may also contribute to taste and flavour properties of  
239 wholegrain products.<sup>59</sup> In this context, the authors hypothesized that during mastication

241 with taste receptors and other compounds inside the mouth.<sup>59</sup> Moreover, it has been  
242 shown that lower-molecular-weight phenolic compounds tend to be bitter, whereas  
243 higher-molecular-weight polymers are more likely to be responsible for food  
244 astringency.<sup>87</sup> In addition, the impact of free phenolic compounds on flavour is greater  
245 than that of bound compounds.<sup>57</sup>

246 Phenolic compounds are mainly located in the outer layers of the grain, and therefore  
247 highly found in wholegrain and bran content.<sup>88-90</sup> Various strategies have been  
248 proposed to increase the bioaccessibility and bioavailability of phenolic compounds, in  
249 baked products because of the health benefits associated with them.<sup>91-93</sup> A  
250 comprehensive review of phytochemicals in quinoa grains and their potential health  
251 benefits have been proposed by Tang and Tsao.<sup>11</sup> Quinoa contained lower levels of  
252 phenolic acids compared with common cereals like wheat and rye, but they were of the  
253 same magnitude (250–600 mg kg<sup>-1</sup>) as in other cereals.<sup>94,95</sup> The majority of phenolic  
254 compounds found in quinoa were phenolic acids consisting of vanillic acid, ferulic acid  
255 and their derivatives (303-597 mg kg<sup>-1</sup>), along with flavonoids quercetin, kaempferol  
256 and their glycosides (36.2-72.6 mg kg<sup>-1</sup>);<sup>95</sup> also tannins have been reported with  
257 concentrations of up to 5.3 g kg<sup>-1</sup>.<sup>41,96</sup>

258 The perceived bitterness of rye results from pinoresinol and syringic acid in particular,<sup>60</sup>  
259 whereas ferulic acid was identified as the most abundant phenolic acid in wheat bread  
260 crust and crumb.<sup>97</sup> On the contrary, phenolic compounds responsible for bitter taste  
261 have not been adequately determined in whole grain foods.<sup>98</sup> To the best of our  
262 knowledge, no information is available regarding quinoa seeds. Thus, further efforts  
263 should be directed to identifying the major phenolic compounds responsible for the  
264 bitterness of quinoa seeds.

265 **Peptides**

266 Bitter peptides occur to a varying extent after protein hydrolysis.<sup>64</sup> Although small  
267 molecular weight peptides are deemed responsible for the bitter taste in rye,<sup>65</sup> the  
268 amino acid composition of peptides has been considered to be a more important  
269 determinant of bitterness than peptide size.<sup>99</sup> The role of peptides and amino acids in  
270 the perceived flavour of cereal products, including quinoa, remains, however, largely  
271 unknown.<sup>57</sup>

## 272 **APPROACHES TO DECREASE BITTERNESS IN QUINOA**

273 Attempts to introduce quinoa as an ingredient in food products all over the world have  
274 proved difficult because of the presence of saponins which are responsible for lowering  
275 product acceptability due to their bitter taste and/or aftertaste. To this end, several  
276 strategies have been proposed to remove saponins or to hide their bitterness. The  
277 effects of the main processing together with their advantages and disadvantages are  
278 summarized in Table 3 and discussed in the following sections.

### 279 ***Washing***

280 Washing is the most common way to remove saponins from the seeds at the  
281 household level, due to the high water solubility of these compounds. American pre-  
282 Hispanic populations, such as the Incas, Cañaris and others used to wash quinoa in  
283 rivers and lakes.<sup>100</sup> Traditionally, in rural areas, washing is done by hand in water -  
284 placed in rudimentary tanks<sup>101,102</sup> - which sometimes could be alkaline to enhance  
285 saponin extraction<sup>4,102</sup> or in river water.<sup>102</sup> The large amount of water used and  
286 contaminated with saponins constitutes a health hazard for cold-blooded animals<sup>103</sup>  
287 and creates economic and ecological concerns. Moreover, wet seeds need to be dried  
288 immediately to inhibit their high germinating power<sup>72,104</sup> as well as mold growth.<sup>105</sup>

289 Washing is also used on a commercial scale by using tanks equipped with rotating  
290 blades for turbulence washing.<sup>106</sup> Heat treatment in a tunnel completes the drying

292 Quispe-Fuentes *et al.*<sup>101</sup> have proposed an efficient, industrial scale mathematical  
293 model to reduce cost, energy waste and optimize water flow rate when leaching  
294 saponins from quinoa seeds by means of a continuous washing process. Saponins  
295 leach out very rapidly at the beginning of the washing process and the total  
296 concentration of saponins inside quinoa seeds tend to have an asymptotic value. High  
297 temperatures accelerate saponin leaching, in fact leaching at 70 °C was more effective  
298 than at 20 °C.<sup>101</sup> However, since starch gelatinization begins at 50 °C for most quinoa  
299 varieties,<sup>28</sup> this treatment could cause the quinoa perisperm to swell, thus facilitating  
300 embryo separation.

301 Another consideration is that valuable nutrients including vitamins and minerals may  
302 also be lost during these washing procedures.<sup>85</sup>

### 303 ***Pearling***

304 Dry polishing techniques (i.e. pearling) apply abrasion to separate the external layers  
305 and allow the intact seeds to be recovered and processed in successive stages.  
306 Pearling is a well-established technology in the processing of covered cereals, such as  
307 rice and barley.<sup>107</sup> Nowadays, pearling is also used on wheat to reduce microbial  
308 contamination, as most of the microorganisms present can be found on the surface of  
309 the kernel.<sup>108</sup> More recently, pearling has proven to be an effective way to recover the  
310 phenolic compounds in the external layers of grains.<sup>93</sup>

311 As regards quinoa seeds, the pearling process has been successfully used to  
312 decrease the amount of saponins, located in the external layers of the seed.<sup>100,109</sup> An  
313 abrasion degree of 30% reduced saponin levels by more than 70%, compared with the  
314 initial content in whole quinoa, reaching a level below 1.1 mg g<sup>-1</sup> for several varieties,  
315 which is the threshold for the detection of bitterness and astringency in quinoa based  
316 products.<sup>56</sup>

317 Pearling is a more environmental-friendly process compared to washing because no  
318 water is needed, no thermal treatment to dry the seeds is required, and no  
319 environmental contamination is produced.<sup>109</sup> Other advantages of the abrasion process  
320 include the reduction of time and energy consumption. Pearled by-products – which  
321 comprise from 8% to 12% of the grain weight and contain from 200 to 300 g kg<sup>-1</sup> of  
322 saponins<sup>74</sup> – can be used for medical purposes, detergents, and pesticides.

323 On the other hand, as the degree of abrasion increases, the content of fiber and  
324 phenolic compounds decreases.<sup>32,109</sup> However, the loss of phenolic compounds in  
325 quinoa after pearling is lower than in cereals. Gómez-Caravaca *et al.*<sup>109</sup> found that after  
326 intense pearling (30%) in order to obtain a sweet product, the quantity of freed and  
327 bound phenolic compounds decreased by 35%. Fiber and mineral content, especially  
328 calcium, sodium, potassium and manganese, also decreased after pearling.<sup>34,96,110</sup>

329 Pearling and washing can be performed separately or combined to enhance the effects  
330 on saponin removal, and lower the negative impact of each individual process (Table  
331 3).

### 332 **Other methods**

333 Other methods have been proposed such as the combination of washing and heat  
334 treatments in different conditions (i.e. toasting, cooking at atmospheric pressure,  
335 cooking under pressure).<sup>111</sup> However, none of them resulted in a higher loss of saponin  
336 content than just washing.<sup>111</sup>

### 337 **Bioprocessing**

338 Sourdough fermentation is a biotechnological process that transforms complex  
339 molecules into simpler ones through the enzymatic activity of microorganisms, such as  
340 yeasts and lactic acid bacteria. The positive effects of grain fermentation include the

342 bioactive and/or antifungal compounds.<sup>112,113</sup> Moreover, sourdough fermentation  
343 improves the sensory quality of products, due to the production of organic acids and  
344 the development of new aromatic compounds.<sup>113</sup> In particular, adding quinoa  
345 sourdough to wheat enhances the sensory traits of wheat bread, resulting in higher  
346 acidity, a salty taste and less sweetness.<sup>41</sup> However, it is not clear if this new sensory  
347 profile masks the bitterness of quinoa.

348 Sprouting (or germination) is a natural process that decreases the anti-nutrient  
349 compounds in cereals, pseudocereals and pulses while substantially increasing  
350 micronutrient bioavailability and improving sensory properties.<sup>114,115</sup> Germinated grains  
351 are characterized by a sweet taste, due to the formation of simple sugars, that may  
352 mask the bitter taste in whole wheat bread.<sup>116</sup> However, no information about the effect  
353 of germination on quinoa saponins and, consequently, on its bitter taste or aftertaste  
354 has been reported. Nevertheless, the effectiveness of germination in decreasing  
355 saponin content in bitter quinoa varieties might be a hoped-for result, given the  
356 precedent of the positive results observed in sprouted chickpeas<sup>117</sup> and huazontle<sup>118</sup>  
357 (*Chenopodium berlandieri* spp.), closely related to quinoa.

### 358 **Breeding**

359 Several bio-technological approaches have been proposed to decrease the amount of  
360 saponins. Although effective, they are costly and impact negatively on the environment.  
361 Therefore, the possibility of selecting “sweet” genotypes with low saponin content for  
362 direct consumption without any grain pre-treatments are being explored: this approach  
363 would facilitate the expansion of quinoa production and utilization, above all, beyond  
364 the Andean regions.<sup>119</sup>

365 Quinoa, in fact, is still an under-utilized crop and breeding efforts to improve its  
366 agronomic traits (length of growing season; crop yield) are required to expand its  
367 production worldwide, especially at higher latitudes where some lines are characterized



369 with little or no saponin is one of the most important breeding objectives for the  
370 future,<sup>121,122</sup> not only to improve crops in South American countries but also in  
371 Mediterranean environments.<sup>123</sup> However, breeding this trait into quinoa varieties is still  
372 a challenge due to the difficulty of measuring saponin levels prior to anthesis and fixing  
373 appropriate alleles.<sup>124</sup> Jarvis *et al.*<sup>73</sup> recently sequenced the genome of a Chilean  
374 coastal variety of quinoa along with the genomes of additional *Chenopodium* species to  
375 characterize the genetic diversity of quinoa. They also proposed the pathway for  
376 saponin biosynthesis, indicating the enzymes involved in each step and the genes  
377 encoding each enzyme. Interestingly, these scientists discovered that only one key  
378 gene is implicated in the regulation of saponin production. The authors suggest using  
379 the identified genetic markers to develop non-bitter or sweet commercial quinoa  
380 varieties with lower saponin levels by means of the marker assisted selection. These  
381 findings would provide the scientific bases for accelerating the genetic improvement of  
382 quinoa, to enhance global food security for a growing world population.

## 383 CONCLUSIONS

384 The presence of bitter compounds - mainly saponins - highly affect sensory  
385 acceptance of quinoa; consequently, the consumption of this pseudocereal as whole  
386 grain and/or as a valuable nutritive ingredient in composite flours for wheat or gluten-  
387 free products has to carefully consider this aspect. Presently, decreasing or modifying  
388 the bitterness of quinoa is achieved applying washing and/or mechanical pearling.  
389 Although they are widely used, these processes present critical aspects, namely low  
390 environment-sustainability, energy and specific equipment requirements, that force  
391 researchers to find other approaches. Besides the breeding studies that might select  
392 new “sweet” varieties with low or no saponin content and with high adaptability to  
393 different climatic environments, bio-technological and not-expensive processes have to  
394 be developed. Indeed, germination could not only enhance important nutritional traits of

395 grains, but also represent a valid tool for decreasing bitterness in quinoa, due to sugar  
396 formation.

397 **ACKNOWLEDGEMENTS**

398 Diego Suárez is grateful recipient of a PhD fellowship from Secretaría de Educación  
399 Superior, Ciencia, Tecnología e Innovación (SENESCYT), Ecuador.

400 **REFERENCES**

- 401 1. González JA, Eisa SSS, Hussin SAES and Prado FE, Quinoa: an Incan crop to  
402 face global changes in agriculture, in *Quinoa: Improvement and Sustainable*  
403 *Production, Variety Improvement, and Nutritive Value in Agroecological Systems*,  
404 ed. by Murphy K, Matanguihan J, New York, pp. 1–18. (2015).
- 405 2. National Research Council (NRC), *Lost Crops of the Incas: Little-Known Plants of*  
406 *the Andes with Promise for Worldwide Cultivation*. National Academy Press,  
407 Washington, DC, pp. 149-161 (1989).
- 408 3. Scanlin L and Lewis KA, Quinoa as a sustainable protein source: production,  
409 nutrition, and processing, in *Sustainable Protein Sources*, ed. by Nadathur SR,  
410 Wanasundara JPD and Scanlin L, Chennai, pp. 223–238 (2017).
- 411 4. Valencia-Chamorro SA, Quinoa: Overview, in *Encyclopedia of Food Grains*, ed.  
412 by Wringley C, Corke H, Seetharaman K, Faubion J, Waltham, pp. 341–348  
413 (2016).
- 414 5. Zurita-Silva A, Fuentes F, Zamora P, Jacobsen SE and Schwember AR,  
415 Breeding quinoa (*Chenopodium quinoa* Willd.): potential and perspectives. *Mol*  
416 *Breed* **34**: 13–30 (2014).
- 417 6. Burrieza HP, López-Fernández MP and Maldonado S, Analogous reserve  
418 distribution and tissue characteristics in quinoa and grass seeds suggest

- 420 7. Bazile D, Pulvento C, Verniau A, Al-Nusairi MS, Ba D, Breidy J, Hassan L,  
421 Mohammed M, Mambetov O, Otambekova M, Sepahvand NA, Shams A, Souici  
422 D, Miri K and Padulosi S, Worldwide evaluations of quinoa: preliminary results  
423 from post international year of quinoa FAO projects in nine countries. *Front Plant*  
424 *Sci* **7**: 1–18 (2016).
- 425 8. Choukr-Allah R, Rao NK, Hirich A, Shahid M, Alshankiti A, Toderich K, Gill S and  
426 Butt UR, Quinoa for marginal environments; toward future food and nutritional  
427 security in MENA and Central Asia regions. *Front Plant Sci* **7**: 1–11 (2016).
- 428 9. Ruiz KB, Biondi S, Oses R, Acuña-Rodríguez IS, Antognoni F, Martinez-  
429 Mosqueira EA, Coulibaly A, Canahua-Murillo A, Pinto M, Zurita-Silva A, Bazile D,  
430 Jacobsen SE and Molina-Montenegro MA, Quinoa biodiversity and sustainability  
431 for food security under climate change. A review. *Agron Sustain Dev* **34**: 349–59  
432 (2014).
- 433 10. Simnadis TG, Tapsell LC and Beck EJ, Physiological effects associated with  
434 quinoa consumption and implications for research involving humans: a review.  
435 *Plant Foods Hum Nutr* **70**: 238–249 (2015).
- 436 11. Tang Y and Tsao R, Phytochemicals in quinoa and amaranth grains and their  
437 antioxidant, anti-inflammatory, and potential health beneficial effects: a review.  
438 *Mol Nutr Food Res* **61**: 1–16 (2017).
- 439 12. Navruz-Varli S and Sanlier N, Nutritional and health benefits of quinoa  
440 (*Chenopodium quinoa* Willd.). *J Cereal Sci* **69**: 371–376 (2016).
- 441 13. Maradini Filho AM, iMedPub Journals Quinoa: nutritional aspects. *J*  
442 *Nutraceuticals Food Sci* **2**: 1–5 (2017).

- 443 14. Vega-Gálvez A, Miranda M, Vergara J, Uribe E, Puente L and Martínez EA,  
444 Nutrition facts and functional potential of quinoa (*Chenopodium quinoa* Willd.), an  
445 ancient Andean grain: a review. *J Sci Food Agric* **90**: 2541–2547 (2010).
- 446 15. Jancurová M, Minarovičová L and Dandár A, Quinoa – a review. *Czech J Food*  
447 *Sci* **27**: 71–9 (2009).
- 448 16. Graf BL, Rojas-Silva P, Rojo LE, Delatorre-Herrera J, Baldeón ME and Raskin I,  
449 Innovations in health value and functional food development of quinoa  
450 (*Chenopodium quinoa* Willd.). *Compr Rev Food Sci Food Saf* **14**: 431–445  
451 (2015).
- 452 17. Wang S and Zhu F, Formulation and quality attributes of quinoa food products.  
453 *Food Bioprocess Technol* **9**: 49–68 (2016).
- 454 18. Janssen F, Pauly A, Rombouts I, Jansens KJA, Deleu LJ and Delcour JA,  
455 Proteins of amaranth (*Amaranthus spp.*), buckwheat (*Fagopyrum spp.*), and  
456 quinoa (*Chenopodium spp.*): a food science and technology perspective. *Compr*  
457 *Rev Food Sci Food Saf* **16**: 39–58 (2017).
- 458 19. Algozaibi AM, Badran AE, Almadini AM and El-Garawany MM, The effect of  
459 irrigation intervals on the growth and yield of quinoa crop and its components. *J*  
460 *Agric Sci* **9**: 182–91 (2017).
- 461 20. Martínez EA, Quinoa: Nutritional aspects of the rice of the Incas, in *State of the*  
462 *Art. Report of Quinoa in the World in 2013*, ed. by Bazile D, Bertero HD, Nieto C,  
463 Rome, pp. 278–285 (2015).
- 464 21. Bhargava A, Shukla S and Ohri D, Genetic variability and interrelationship among  
465 various morphological and quality traits in quinoa (*Chenopodium quinoa* Willd.). *F*  
466 *Crop Res* **101**: 104–116 (2007).

- 467 22. Jacobsen SE, Mujica A and Jensen CR, The resistance of quinoa (*Chenopodium*  
468 *quinoa* Willd.) to adverse abiotic factors. *Food Rev. Int* **19**: 99-109 (2003).
- 469 23. Escribano J, Cabanes J, Jiménez-Atiénzar M, Ibañez-Tremolada M, Gómez-  
470 Pando LR, García-Carmona F and Gandía-Herrero F, Characterization of  
471 betalains, saponins and antioxidant power in differently colored quinoa  
472 (*Chenopodium quinoa*) varieties. *Food Chem* **234**: 285–294 (2017).
- 473 24. Abderrahim F, Huanatico E, Segura R, Arribas S, Gonzalez MC and Condezo-  
474 Hoyos L, Physical features, phenolic compounds, betalains and total antioxidant  
475 capacity of coloured quinoa seeds (*Chenopodium quinoa* Willd.) from Peruvian  
476 Altiplano. *Food Chem* **183**: 83–90 (2015).
- 477 25. Mota C, Santos M, Mauro R, Samman N, Matos AS, Torres D and Castanheira I,  
478 Protein content and amino acids profile of pseudocereals. *Food Chem* **193**: 55–  
479 61 (2016).
- 480 26. Zevallos VF, Ellis HJ, Herencia LI and Ciclitira PJ, Variable activation of immune  
481 response by quinoa (*Chenopodium quinoa* Willd.) prolamins in celiac disease 1 –  
482 3. *Am J Clin Nutr* **96**: 337–344 (2012).
- 483 27. The European Commission, Commission implementing regulation (EU) No  
484 828/2014 of 30 July 2014. *Off J Eur Union* 2014.
- 485 28. Li G, Wang S and Zhu F, Physicochemical properties of quinoa starch.  
486 *Carbohydr Polym* **137**: 328–338 (2016).
- 487 29. Singh S, Singh R and Singh KV, Quinoa (*Chenopodium quinoa* Willd), functional  
488 superfood for today's world: a review. *World Sci News* **58**: 84-96 (2016).
- 489 30. Wolter A, Hager AS, Zannini E and Arendt EK, Influence of sourdough on in vitro  
490 starch digestibility and predicted glycemic indices of gluten-free breads. *Food*

- 492 31. Wu G, Ross CF, Morris CF and Murphy KM, Lexicon development, consumer  
493 acceptance, and drivers of liking of quinoa varieties. *J Food Sci* **82**: 993–1005  
494 (2017).
- 495 32. Stikic R, Glamoclija D, Demin M, Vucelic-Radovic B, Jovanovic Z, Milojkovic-  
496 Opsenica D, Jacobsen SE and Milovanovic M, Agronomical and nutritional  
497 evaluation of quinoa seeds (*Chenopodium quinoa* Willd.) as an ingredient in  
498 bread formulations. *J Cereal Sci* **55**: 132–138 (2012).
- 499 33. Demin MA, Vucelić-Radović B V, Banjac NR, Tipsina NN and Milovanović MM,  
500 Buckwheat and quinoa seeds as supplements in wheat bread production. *Hem*  
501 *Ind* **67**:115–121 (2013).
- 502 34. Gewehr MF, Danelli D, De Melo LM, Flöres SH and De Jong EV, Nutritional and  
503 technological evaluation of bread made with quinoa flakes (*Chenopodium quinoa*  
504 Willd). *J Food Process Preserv* **41**: 1-8 (2017).
- 505 35. Calderelli VAS, Benassi M de T, Visentainer JV and Matioli G, Quinoa and  
506 flaxseed: potential ingredients in the production of bread with functional quality.  
507 *Brazilian Arch Biol Technol* **53**: 981–986 (2010).
- 508 36. Salazar DM, Naranjo M, Pérez LV, Valencia AF, Acurio LP, Gallegos LM, Alvarez  
509 FC, Amancha PI, Valencia MP, Rodriguez CA and Arancibia MY, Development of  
510 newly enriched bread with quinoa flour and whey. *IOP Conf Ser Earth Environ*  
511 *Sci* **77**: 1-7 (2017).
- 512 37. Rosell CM, Cortez G and Repo-Carrasco R, Breadmaking use of Andean crops  
513 quinoa, kañiwa, kiwicha, and tarwi. *Cereal Chem* **86**: 386–392 (2009).
- 514 38. Hager AS, Wolter A, Czerny M, Bez J, Zannini E, Arendt EK and Czerny M,  
515 Investigation of product quality, sensory profile and ultrastructure of breads made

- 516 from a range of commercial gluten-free flours compared to their wheat  
517 counterparts. *Eur Food Res Technol* **235**: 333–344 (2012).
- 518 39. Wolter A, Hager AS, Zannini E, Czerny M and Arendt EK, Impact of sourdough  
519 fermented with *Lactobacillus plantarum* FST 1.7 on baking and sensory properties  
520 of gluten-free breads. *Eur Food Res Technol* **239**: 1–12 (2014).
- 521 40. Wolter A, Hager AS, Zannini E, Czerny M and, Arendt EK, Influence of dextran-  
522 producing *Weissella cibaria* on baking properties and sensory profile of gluten-  
523 free and wheat breads. *Int J Food Microbiol* **172**: 83-91 (2014).
- 524 41. Rizzello CG, Lorusso A, Montemurro M and Gobbetti M, Use of sourdough made  
525 with quinoa (*Chenopodium quinoa*) flour and autochthonous selected lactic acid  
526 bacteria for enhancing the nutritional, textural and sensory features of white  
527 bread. *Food Microbiol* **56**: 1–13 (2016).
- 528 42. Coda R, Rizzello CG and Gobbetti M, Use of sourdough fermentation and  
529 pseudo-cereals and leguminous flours for the making of a functional bread  
530 enriched of  $\gamma$ -aminobutyric acid (GABA). *Int J Food Microbiol* **137**: 236–245  
531 (2010).
- 532 43. Burešová I, Tokár M, Mareček J, Hřivna L, Faměra O and Šottníková V, The  
533 comparison of the effect of added amaranth, buckwheat, chickpea, corn, millet  
534 and quinoa flour on rice dough rheological characteristics, textural and sensory  
535 quality of bread. *J Cereal Sci* **75**: 158–164 (2017).
- 536 44. Turkut GM, Cakmak H, Kumcuoglu S and Tavman S, Effect of quinoa flour on  
537 gluten-free bread batter rheology and bread quality. *J Cereal Sci* **69**: 174–181  
538 (2016).

- 539 45. Alvarez Jubete L, Auty M, Arendt EK and Gallagher E, Baking properties and  
540 microstructure of pseudocereal flours in gluten-free bread formulations. *Eur Food*  
541 *Res Technol* **230**: 437–445 (2010).
- 542 46. Elgeti D, Nordlohne SD, Föste M, Besl M, Linden MH, Heinz V, Jekle M and  
543 Becker T, Volume and texture improvement of gluten-free bread using quinoa  
544 white flour. *J Cereal Sci* **59**: 41–47 (2014).
- 545 47. Föste M, Nordlohne SD, Elgeti D, Linden MH, Heinz V, Jekle M and Becker T,  
546 Impact of quinoa bran on gluten-free dough and bread characteristics. *Eur Food*  
547 *Res Technol* **239**: 767–775 (2014).
- 548 48. Caperuto L, Amaya-Farfan J and Camargo CRO, Performance of quinoa  
549 (*Chenopodium quinoa* Willd) flour in the manufacture of gluten free spaghetti. *J*  
550 *Sci Food Agric* **81**: 95–101 (2000).
- 551 49. Chillo S, Laverse J, Falcone PM and Del Nobile MA, Quality of spaghetti in base  
552 amaranthus wholemeal flour added with quinoa, broad bean and chick pea. *J*  
553 *Food Eng* **84**: 101–7 (2008).
- 554 50. Bilgiçli N, Some chemical and sensory properties of gluten-free noodle prepared  
555 with different legume, pseudocereal and cereal flour blends. *J Food Nutr Res* **52**:  
556 251–255 (2013).
- 557 51. Mastromatteo M, Chillo S, Civica V, Iannetti M, Suriano N and Del Nobile MA, A  
558 multistep optimization approach for the production of healthful pasta based on  
559 nonconventional flours. *J Food Process Eng* **35**: 601–621 (2012).
- 560 52. Watanabe K, Kawanishi-Asaoka M, Myojin C, Awata S, Ofusa K and Kodama K,  
561 Amino acid composition, oxidative stability, and consumer acceptance of cookies  
562 made with quinoa flour. *Food Sci Technol Res* **20**: 687–691 (2014).



- 563 53. Pagamunici LM, Gohara AK, Souza AHP, Bittencourt PRS, Torquato AS,  
564 Batiston WP, Gomes STM, Souza NE, Visentainer JV and Masushita M, Using  
565 chemometric techniques to characterize gluten-free cookies containing the whole  
566 flour of a new quinoa cultivar. *J Braz Chem Soc* **25**: 219–228 (2014).
- 567 54. Brito IL, de Souza EL, Felex SSS, Madruga MS, Yamashita F and Magnani M,  
568 Nutritional and sensory characteristics of gluten-free quinoa (*Chenopodium*  
569 *quinoa* Willd)-based cookies development using an experimental mixture design.  
570 *J Food Sci Technol* **52**: 5866–5873 (2015).
- 571 55. Drewnowski A, The science and complexity of bitter taste. *Nutr Rev* **59**: 163–169  
572 (2001).
- 573 56. Koziol MJ, Afrosimetric estimation of threshold saponin concentration for  
574 bitterness in quinoa (*Chenopodium quinoa* Willd). *J Sci Food Agric* **54**: 211–219  
575 (1991).
- 576 57. Heiniö RL, Noort MWJ, Katina K, Alam SA, Sozer N, de Kock HL, Hersleth M and  
577 Poutanen K, Sensory characteristics of wholegrain and bran-rich cereal foods - a  
578 review. *Trends Food Sci Technol* **47**: 25–38 (2016).
- 579 58. Kuljanabhadgavad T and Wink M, Biological activities and chemistry of saponins  
580 from *Chenopodium quinoa* Willd. *Phytochem Rev* **8**: 473–490 (2009).
- 581 59. Challacombe CA, Abdel-Aal ESM, Seetharaman K and Duizer LM, Influence of  
582 phenolic acid content on sensory perception of bread and crackers made from  
583 red or white wheat. *J Cereal Sci* **56**: 181–188 (2012).
- 584 60. Heiniö RL, Liukkonen KH, Myllymäki O, Pihlava JM, Adlercreutz H, Heinonen SM  
585 and Poutanen K, Quantities of phenolic compounds and their impacts on the  
586 perceived flavour attributes of rye grain. *J Cereal Sci* **47**: 566–575 (2008).

- 587 61. Kobue Lekalake RI, Taylor JRN and De Kock HL, Effects of phenolics in sorghum  
588 grain on its bitterness, astringency and other sensory properties. *J Sci Food Agric*  
589 **87**: 1940–1948 (2007).
- 590 62. Soares S, Kohl S, Thalmann S, Mateus N, Meyerhof W and De Freitas V,  
591 Different phenolic compounds activate distinct human bitter taste receptors. *J*  
592 *Agric Food Chem* **61**: 1525–1533 (2013).
- 593 63. Jiang Deshou and Peterson DG, Identification of bitter compounds in whole  
594 wheat bread. *Food Chem* **141**: 1345–1353 (2013).
- 595 64. Brijs K, Bleukx W and Delcour JA, Proteolytic activities in dormant rye (*Secale*  
596 *cereale* L.) grain. *J Agric Food Chem* **47**: 3572–3578 (1999).
- 597 65. Heiniö RL, Nordlund E, Poutanen K and Buchert J, Use of enzymes to elucidate  
598 the factors contributing to bitterness in rye flavour. *Food Res Int* **45**: 31–38  
599 (2012).
- 600 66. Singh B and Kaur A, Control of insect pests in crop plants and stored food grains  
601 using plant saponins: A review. *J Food Sci Technol* **87**: 93-101 (2018).
- 602 67. Osbourn AE, Saponins in cereals. *Phytochemistry* **62**:1–4 (2003).
- 603 68. Shi J, Arunasalam K, Yeung D, Kakuda Y, Mittal G and Jiang Y, Saponins from  
604 edible legumes: chemistry , processing , and health benefits. *J Med Food* **7**: 67–  
605 78 (2004).
- 606 69. Negi JS, Joshi GP, Rawat MS, Bisht VK and Singh P, Chemical constituents of  
607 *Asparagus*. *Pharmacogn Rev* **4**: 215–221 (2004).
- 608 70. Gupta K and Wagle DS, Nutritional and antinutritional factors of green leafy  
609 vegetables. *J Agric Food Chem* **36**: 472–474 (1988).

- 610 71. Taylor JRN and Parker ML, Quinoa, in *Pseudocereals and Less Common*  
611 *Cereals*, ed. by Belton PS and Taylor JRN, Berlin, pp. 93-122 (2002).
- 612 72. De Santis G, Maddaluno C, D'Ambrosio T, Rascio A, Rinaldi M and Troisi J,  
613 Characterization of quinoa (*Chenopodium quinoa* Willd.) accessions for the  
614 saponin content in Mediterranean environment. *Ital J Agron* **11**: 277–81 (2016).
- 615 73. Jarvis DE, Ho YS, Lightfoot DJ, Schmöckel SM, Li B, Borm TJA, Ohyanagi H,  
616 Mineta K, Michell CT, Saber N, Kharbatia NM, Rupper RR, Sharp AR, Dally N,  
617 Boughton BA, Woo YH, Gao G, Schijlen EGWM, Guo X, Momin AA, Negrão S,  
618 Al-Babili S, Gehring C, Roessner U, Jung C, Murphy K, Arold ST, Gojobori T,  
619 Van der Linden CG, van Loo EN, Jellen EN, Maughan PJ and Tester M, The  
620 genome of *Chenopodium quinoa*. *Nature*, **542**: 307–312 (2017).
- 621 74. Stuardo M and San Martín R, Antifungal properties of quinoa (*Chenopodium*  
622 *quinoa* Willd) alkali treated saponins against *Botrytis cinerea*. *Ind Crops Prod* **27**:  
623 296–302 (2008).
- 624 75. San Martín R, Ndjoko K and Hostettmann K, Novel molluscicide against  
625 *Pomacea canaliculata* based on quinoa (*Chenopodium quinoa*) saponins. *Crop*  
626 *Prot* **27**: 310–319 (2008).
- 627 76. Güçlü-Ustündağ Ö and Mazza G, Saponins: properties, applications and  
628 processing. *Crit Rev Food Sci Nutr* **47**: 231–258 (2007).
- 629 77. Woldemichael GM and Wink M, Identification and biological activities of  
630 triterpenoid saponins from *Chenopodium quinoa*. *J Agric Food Chem* **49**: 2327–  
631 2332 (2001).
- 632 78. Madl T, Sterk H, Mittelbach M and Rechberger GN, Tandem mass spectrometric  
633 analysis of a complex triterpene saponin mixture of *Chenopodium quinoa*. *J Am*  
634 *Chem Soc* **127**: 1205–1212 (2005).

- 635 79. Kuljanabhadgavad T, Thongphasuk P, Chamulitrat W and Wink M, Triterpene  
636 saponins from *Chenopodium quinoa* Willd. *Phytochemistry* **69**: 1919–1926  
637 (2008).
- 638 80. Troisi J, Di Fiore R, Pulvento C, D’Andria R, Vega-Gálvez A, Miranda M,  
639 Martínez EA and Lavini A, Saponins, in *State of the Art. Report of Quinoa in the*  
640 *World in 2013*, ed. by Bazile D, Bertero HD, Nieto C, Rome, pp. 267–277 (2015).
- 641 81. Singh B, Singh JP, Singh N and Kaur A, Saponins in pulses and their health  
642 promoting activities: a review. *Food Chem* **233**:540–549 (2017).
- 643 82. Gee JM, Price KR, Ridout CL, Wortley GM, Hurrell RF and Johnson IT, Saponins  
644 of quinoa (*Chenopodium quinoa*): effects of processing on their abundance in  
645 quinoa products and their biological effects on intestinal mucosal tissue. *J Sci*  
646 *Food Agric* **63**: 201–209 (1993).
- 647 83. Maradini Filho AM, Pirozi MR, Da Silva Borges JT, Pinheiro Sant’Ana HM, Paes  
648 Chaves JB and Dos Reis Coimbra JS, Quinoa: nutritional, functional and  
649 antinutritional aspects. *Crit Rev Food Sci Nutr* **57**: 1618–1630 (2017).
- 650 84. Southon S, Wright AJA, Price KR, Fairweather-Tait SJ and Fenwick GR, The  
651 effect of three types of saponin on iron and zinc absorption from a single meal in  
652 the rat. *Br J Nutr* **59**: 389–396 (1988).
- 653 85. Ruales J and Nair BM, Content of fat, vitamins and minerals in quinoa  
654 (*Chenopodium quinoa* Willd) seeds. *Food Chem* **48**: 131–136 (1993).
- 655 86. Cheeke PR, Actual and potential applications of *Yucca schidigera* and *Quillaja*  
656 *saponaria* saponins in human and animal nutrition. *J Anim Sci* **77**: 1–10 (2000).
- 657 87. Noble AC, Bitterness in wine. *Physiol Behav* **56**: 1251–1255 (1994).

- 658 88. Heiniö RL, Liukkonen KH, Katina K, Myllymäki O and Poutanen K, Milling  
659 fractionation of rye produces different sensory profiles of both flour and bread. *J*  
660 *Food Sci Technol* **36**: 577–583 (2003).
- 661 89. Hemalatha P, Bomzan DP, Rao BVS and Sreerama YN, Distribution of phenolic  
662 antioxidants in whole and milled fractions of quinoa and their inhibitory effects on  
663  $\alpha$ -amylase and  $\alpha$ -glucosidase activities. *Food Chem* **199**: 330–338 (2016).
- 664 90. Rocchetti G, Chiodelli G, Giuberti G, Masoero F, Trevisan M and Lucini L,  
665 Evaluation of phenolic profile and antioxidant capacity in gluten-free flours. *Food*  
666 *Chem* **228**: 367–373 (2017).
- 667 91. Gordillo-Bastidas E, Díaz-Rizzolo D, Roura E, Massanés T and Gomis R, Quinoa  
668 (*Chenopodium quinoa* Willd), from nutritional value to potential health benefits:  
669 an integrative review. *J Nutr Food Sci* **6**: 1–10 (2016).
- 670 92. Asao M and Watanabe K, Functional and bioactive properties of quinoa and  
671 amaranth. *Food Sci Technol Res* **16**: 163–8 (2010).
- 672 93. Angelino D, Cossu M, Marti A, Zanoletti M, Chiavaroli L, Brighenti F, Del Rio D  
673 and Martini D, Bioaccessibility and bioavailability of phenolic compounds in  
674 bread: a review. *Food Funct* **8**: 2368–2393 (2017).
- 675 94. Mattila P, Pihlava JM and Hellström J, Contents of phenolic acids, alkyl- and  
676 alkenylresorcinols, and avenanthramides in commercial grain products. *J Agric*  
677 *Food Chem* **53**: 8290–8295 (2005).
- 678 95. Repo-Carrasco-Valencia R, Hellström JK, Pihlava JM and Mattila PH, Flavonoids  
679 and other phenolic compounds in Andean indigenous grains: quinoa  
680 (*Chenopodium quinoa*), kañiwa (*Chenopodium pallidicaule*) and kiwicha  
681 (*Amaranthus caudatus*). *Food Chem* **120**: 128–133 (2010).

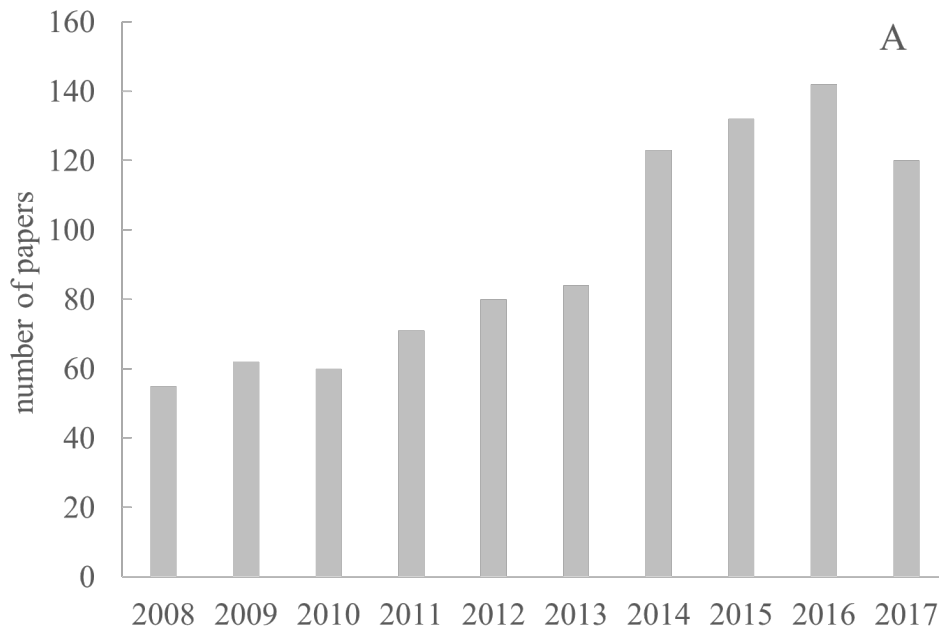
- 682 96. Chauhan GS, Eskin NAM and Tkachuk R, Nutrients and antinutrients in quinoa  
683 seed. *Cereal Chem* **69**: 85–8 (1992).
- 684 97. Jensen S, Oestdal H, Skibsted LH, Larsen E and Thybo AK, Chemical changes  
685 in wheat pan bread during storage and how it affects the sensory perception of  
686 aroma, flavour, and taste. *J Cereal Sci* **53**: 259–268 (2011).
- 687 98. Bin Q and Peterson DG, Identification of bitter compounds in whole wheat bread  
688 crumb. *Food Chem* **203**: 8–15 (2016).
- 689 99. Lemieux L and Simard RE, Bitter flavour in dairy products. II. A review of bitter  
690 peptides from caseins: their formation, isolation and identification, structure  
691 masking and inhibition. *Lait* **72**: 335–385 (1992).
- 692 100. Ridout CL, Price KR, DuPont MS, Parker ML and Fenwick GR, Quinoa saponins  
693 - analysis and preliminary investigations into the effects of reduction by  
694 processing. *J Sci Food Agric* **54**: 165–176 (1991).
- 695 101. Quispe-Fuentes I, Vega-Gálvez A, Miranda M, Lemus-Mondaca R, Lozano M  
696 and Ah-Hen K, A kinetic approach to saponin extraction during washing of quinoa  
697 (*Chenopodium quinoa* Willd.) seeds. *J Food Process Eng* **36**: 202–210 (2013).
- 698 102. Quiroga C, Escalera R, Aroni G, Bonifacio A, Gonzalez JA, Villca M, Saravia R  
699 and Ruiz A, Traditional processes and technological innovations in quinoa  
700 harvesting, processing and industrialization, in *State of the Art. Report of Quinoa*  
701 *in the World in 2013*, ed. by Bazile D, Bertero HD, Nieto C, Rome, pp. 218–249  
702 (2015).
- 703 103. Ruales J and Nair BM, Saponins, phytic acid, tannins and protease inhibitors in  
704 quinoa (*Chenopodium quinoa* Willd) seeds. *Food Chem* **48**: 137–143 (1993).

- 705 104. Repo-Carrasco R, Espinoza C and Jacobsen SE, Nutritional value and use of the  
706 Andean crops quinoa (*Chenopodium quinoa*) and kañiwa (*Chenopodium*  
707 *pallidicaule*). *Food Rev Int* **19**: 179–189 (2003).
- 708 105. Pappier U, Fernández Pinto V, Larumbe G and Vaamonde G, Effect of  
709 processing for saponin removal on fungal contamination of quinoa seeds  
710 (*Chenopodium quinoa* Willd.). *Int J Food Microbiol* **125**: 153–157 (2008).
- 711 106. Scanlin LA and Burnett C, Quinoa grain processing and products, US Patent,  
712 US2010/0196569 A1 (2010).
- 713 107. Dexter JE and Wood PJ, Recent applications of debranning of wheat before  
714 milling. *Trends Food Sci Technol* **7**: 35–41 (1996).
- 715 108. Bottega G, Caramanico R, Lucisano M, Mariotti M, Franzetti L and Pagani MA,  
716 The debranning of common wheat (*Triticum aestivum* L.) with innovative abrasive  
717 rolls. *J Food Eng* **94**: 75–82 (2009).
- 718 109. Gomez-Caravaca AM, Iafelice G, Verardo V, Marconi E and Caboni MF,  
719 Influence of pearling process on phenolic and saponin content in quinoa  
720 (*Chenopodium quinoa* Willd.). *Food Chem* **157**: 174–178 (2014).
- 721 110. Konishi Y, Hirano S, Tsuboi H and Wada M, Distribution of minerals in quinoa  
722 (*Chenopodium quinoa* Willd.) seeds. *Biosci Biotechnol Biochem* **68**: 231–234  
723 (2004).
- 724 111. Nickel J, Spanier LP, Botelho FT, Gularte MA and Helbig E, Effect of different  
725 types of processing on the total phenolic compound content, antioxidant capacity,  
726 and saponin content of *Chenopodium quinoa* Willd grains. *Food Chem* **209**: 139–  
727 143 (2016).

- 728 112. Dallagnol AM, Pescuma M, Rollán G, Torino MI and De Valdez GF, Optimization  
729 of lactic ferment with quinoa flour as bio-preservative alternative for packed  
730 bread. *Appl Microbiol Biotechnol* **99**: 3839–3849 (2015).
- 731 113. Poutanen K, Flander L and Katina K, Sourdough and cereal fermentation in a  
732 nutritional perspective. *Food Microbiol* **26**: 693–699 (2009).
- 733 114. Omary MB, Fong C, Rothschild J and Finney P, Effects of germination on the  
734 nutritional profile of gluten-free cereals and pseudocereals: a review. *Cereal*  
735 *Chem* **89**: 1–14 (2012).
- 736 115. Marengo M, Carpen A, Bonomi F, Casiraghi MC, Meroni E, Quaglia L, Iametti S,  
737 Pagani MA and Marti A,. Macromolecular and micronutrient profiles of sprouted  
738 chickpeas to be used for integrating cereal-based food. *Cereal Chem* **94**: 82-88  
739 (2016).
- 740 116. Richter K, Christiansen K and Guo G, Wheat sprouting enhances bread baking  
741 performance. *Cereal Foods World* **59**: 231–3 (2014).
- 742 117. El-Adawy TA, Nutritional composition and antinutritional factors of chickpeas  
743 (*Cicer arietinum* L.) undergoing different cooking methods and germination. *Plant*  
744 *Foods Hum Nutr* **57**: 83–97 (2002).
- 745 118. Lazo Vélez MA, Guajardo Flores D, Mata Ramírez D, Gutiérrez Uribe JA and  
746 Serna Saldivar SO. Characterization and quantitation of triterpenoid saponins in  
747 raw and sprouted *Chenopodium berlandieri* spp. (Huauzontle) grains subjected to  
748 germination with or without selenium stress conditions. *J Food Sci* **81**: 19–26  
749 (2016).
- 750 119. Ward SM, Response to selection for reduced grain saponin content in quinoa  
751 (*Chenopodium quinoa* Willd.). *F Crop Res* **68**: 157–63 (2000).



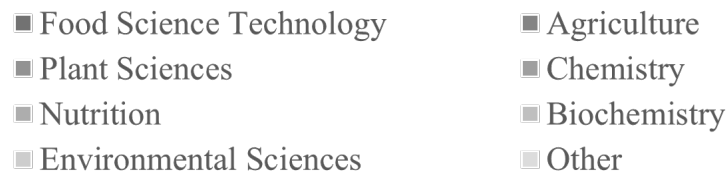
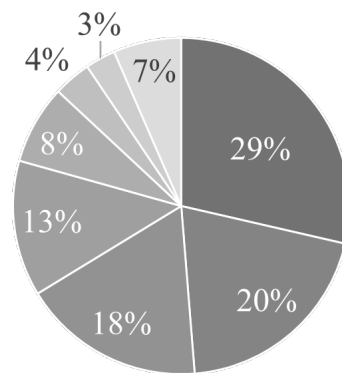
- 752 120. Ward SM, A Recessive allele inhibiting saponin synthesis in two lines of Bolivian  
753 quinoa (*Chenopodium quinoa* Willd.). *J Hered* **92**: 83–86 (2001).
- 754 121. Bhargava A, Shukla S and Ohri D, *Chenopodium quinoa* - an Indian perspective.  
755 *Ind Crops Prod* **23**: 73–87 (2006).
- 756 122. Spehar CR and Rocha JES, Exploiting genotypic variability from low-altitude  
757 Brazilian savannah-adapted *Chenopodium quinoa*. *Euphytica* **175**: 13–21 (2010).
- 758 123. De Santis G, D'Ambrosio T, Rinaldi M and Rascio A, Heritabilities of  
759 morphological and quality traits and interrelationships with yield in quinoa  
760 (*Chenopodium quinoa* Willd.) genotypes in the Mediterranean environment. *J*  
761 *Cereal Sci* **70**: 177–185 (2016).
- 762 124. Masterbroek HD, Limburg H, Giles T and Marvin HJ, Occurrence of saponin in  
763 leaves and seeds of quinoa (*Chenopodium quinoa* Willd.). *J Sci Food Agric* **80**:  
764 152–156 (2000).
- 765



766

767

B



768

769 Figure 1. Papers on quinoa (A) and the related distribution in the main research areas

770 (B) (source: Web of Science; 2008-2017; updated to August 31th, 2017).

771

772 Table 1. Topics of the main reviews published on quinoa (source: Web of Science;  
 773 2008-2017; updated to August 31th, 2017)

Research area	Topic	References
Agriculture/Agronomy	Breeding	Zurita-Silva <i>et al.</i> <sup>5</sup>
	Structure	Burrieza <i>et al.</i> <sup>6</sup>
	Cultivation	Bazile <i>et al.</i> <sup>7</sup>
	Sustainability	Choukr-Allah <i>et al.</i> <sup>8</sup> Ruiz <i>et al.</i> <sup>9</sup>
Nutrition/Health benefits	Weight gain	Simnadis <i>et al.</i> <sup>10</sup>
	Lipid profile	Simnadis <i>et al.</i> <sup>10</sup>
	Antioxidant activities	Simnadis <i>et al.</i> <sup>10</sup> Tang & Tsao <sup>11</sup>
	Anti-inflammatory activities	Tang & Tsao <sup>11</sup>
	Anti-obesity and anti-diabetic activities	Tang & Tsao <sup>11</sup> Navruz-Varli & Sanlier <sup>12</sup>
	Cardiovascular disease and other chronic diseases	Tang & Tsao <sup>11</sup> Navruz-Varli & Sanlier <sup>12</sup>
	Celiac disease safety	Tang & Tsao <sup>11</sup>
Food Science and Technology	Compositional, nutritional and functional aspects	Navruz-Varli & Sanlier <sup>12</sup> Maradini-Filho <i>et al.</i> <sup>13</sup> Vega-Galvez <i>et al.</i> <sup>14</sup> Jancurová <i>et al.</i> <sup>15</sup>
	Product development	Graf <i>et al.</i> <sup>16</sup> Wang & Zhu <sup>17</sup>
	Protein functionality	Janssen <i>et al.</i> <sup>18</sup>

774

775

776 Table 2. Hypothesis of key mechanisms leading to bitterness in quinoa (adapted from  
 777 Heiniö *et al.*<sup>57</sup>)

Compound	Mechanism	References
Saponins	Molecule properties	Kuljanabhagavad & Wink <sup>58</sup>
Phenolic compounds	Release of unbound flavour-active phenolic compounds	Challacombe <i>et al.</i> <sup>59</sup> Heiniö <i>et al.</i> <sup>60</sup> Kobue-Lekalake <i>et al.</i> <sup>61</sup> Soares <i>et al.</i> <sup>62</sup>
Peptides/aminoacids	Proteolysis of the albumins and proteolysis of globulins forming bitter peptides	Jiang & Peterson <sup>63</sup> Brijs <i>et al.</i> <sup>64</sup> Heiniö <i>et al.</i> <sup>65</sup>

778

779

780 Table 3. Approaches to decrease bitterness in quinoa

<b>Approach</b>	<b>Type of effect</b>	<b>Advantages</b>	<b>Disadvantages</b>
Washing	Direct effect: saponin solubilisation from the seed layers	Low investment Efficiency	Drying cost Water contamination Possibility of grain germination
Pearling	Direct effect: Mechanical removal of seed layers which contain saponins	No drying costs No water need and contamination	Limited efficiency Loss in bioactive compounds
Pearling and washing	Direct effect: Mechanical removal of seed layers which contain saponins and saponin solubilisation from the seed layers	Low washing and drying time cost Low water need Low amount of broken seeds High efficiency	Water contamination Loss in bioactive compounds
Fermentation	Indirect effect: masking of bitterness by aroma compounds and sugar formation	Widespread knowledge Side advantages (nutritional, technological and sensory characteristics) No/limited equipment costs	Refreshment required Time-consuming
Germination	Indirect effect: masking of bitterness by sugar formation	Widespread knowledge Side advantages (nutritional, technological and sensory characteristics) No/limited equipment costs	Standardization Possibility of mold growth
Breeding	Direct effect: Development of sweet cultivars	Low environmental impact	Limited number of varieties